



Pneumatic valves


Pilot operated 3, 5-port valve

 are listed in this catalog.

● : Standard ○ : Made to order ▲ : Contact CKD  : Not applicable

4G 



Pilot operated 5-port valve
4G Series



Page 127

How to order	
Single unit	$\frac{3}{4}$ GA[Size][Switching section]0R-[Bore size]-[Wiring][Option]-[Voltage]-P4
Manifold Replacement valve	$\frac{3}{4}$ GA[Size][Switching section]9R-[Bore size]-[Wiring][Option]-[Voltage]-P4
M4G Series (Metal base)	M $\frac{3}{4}$ G $\frac{A}{B}$ [Size][Switching section]0R-[Bore size]-[Wiring][Option][Mounting]-[Station No.]-[Voltage]-P4
MN4G Series (Block manifold)	MN $\frac{3}{4}$ G $\frac{A}{B}$ [Size][Switching section]0R-[Bore size]-[Wiring][Option]-[Station No.]-[Voltage]-P4
Single unit (Large flow rate)	4G $\frac{A}{B}$ 4[Switching section]0-[Bore size]-[Wiring][Option]-[Voltage]-P4

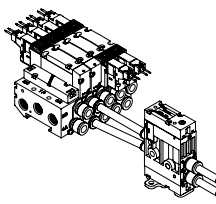
	4G1 Series	4G2 Series	4G3 Series	4G4 Series	Note: Flow characteristics of base piping.
Flow characteristics C[dm ³ /(s·bar)]	1.1 to 1.3	2.2 to 2.6	3.4 to 4.2	12 to 15	

	4G Series		M4G Series *5) *6)			MN4G Series *7) *9)	
	Push-in fitting Straight (Model No.: C□)	Screw-in (Model No.: M5, 06, 08)	Push-in fitting Straight (Model No.: C□)	Push-in fitting Elbow (Model No.: CL□, CD□)	Screw-in (Model No.: M5, 06, 08)	Push-in fitting Straight (Model No.: C□)	Push-in fitting Elbow (Model No.: CL□, CD□)
P4	● *8)	●	● *8)		●	● *8)	

- *1: Base piping (B) single units and 4GA1-M5 are standard products and equivalent to P4 specifications.
- *2: Copper-free material applies to flow rate part.
- *3: Refer to "Pneumatic Valves (Catalog No. CB-023SA)" for serial communication specifications.
- *4: Push-in fitting elbow is not supported.
- *5: Due to the attached M5 plug change, external pilot is available with P4 specification with or without fitting.
- *6: In-stop valve spacer and spacer pilot check valve are not supported.
- *7: External pilot specification is not available as standard.
- *8: The following are not supported for push-in fitting straight.
 - $\frac{3}{4}$ G $\frac{A}{B}$ 1, MN4G $\frac{A}{B}$ 1:CF, C18
 - $\frac{3}{4}$ GA3:C6, C10
 - $\frac{3}{4}$ GB3:C6
 - $\frac{3}{4}$ GA4:C10, C12
- *9: Atmosphere opening type cannot be selected for MN4G end block and supply and exhaust block.
- *10: Contact CKD for European Standards compliant products.

4G2R-PCS

Pilot check valve




4GA/B / 4GD/E R Series
Catalog No. CC-1273A


How to order	
Single unit	4G2R-PCS-[Port size]-[Option]-P4
	4G2R-PCS-P4 Pilot check valve
P4	●

- *1: Residual pressure release mechanism is not available.

Pilot operated 3, 5-port valve

W4G 

Plug-in manifold
W4G Series



Pneumatic Valves
Catalog No. CB-023SA

How to order	
Single unit	W4G $\frac{B}{2}$ [Size][Switching section]0-[Bore size]-[Wiring][Option]-[Voltage]-P40
Manifold Replacement valve	W $\frac{3}{4}$ G $\frac{A}{B}$ [Size][Switching section]9-[Bore size]-[Option]-[Voltage]-P40
Individual wiring manifold	MW $\frac{3}{4}$ G $\frac{A}{B}$ [Size][Switching section]0-[Bore size]-[Wiring][Option]-[Station No.]-[Voltage]-P40
Reduced wiring manifold	

	W4G2 Series	W4G4 Series
Flow characteristics C[dm ³ /(s·bar)]	2.1 to 2.5	6.4 to 7.3


	MW4G $\frac{A}{2}$ 2 Series	MW4G $\frac{B}{2}$ 4 Series
Electrical connections	R1, T10, T20, T30, T51, T8D*, T8G*	R1, T10, T6D1, T6G1, T7EC*
Manual override	Blank, M	
Available options	H, A, F, Z6	H, A, F, Z1, Z3

	W4G2 Series	W4G4 Series	
	Push-in fitting Straight (Model No.: C□)	Screw-in fitting (Model No.: 08, 10)	Push-in fitting Straight (Model No.: C□)
P40	●	●	● * Excluding C12


- *1: Refer to "Pneumatic Valves (Catalog No. CB-023SA)" for serial communication specifications.
- *2: M12 connector is resin connector.
- *3: End block atmosphere release/common exhaust type is not available.
- *4: Manifold external pilot specification is not available as standard.
- *5: Maximum size is C10 for push-in fitting straight.
- *6: Push-in fitting elbow is not applicable.
- *7: The degree of protection is equivalent to IP40 for T30 and T51.
- *8: T7EC* M12 connector and T8G* FG terminal are copper-based metal + nickel plating.
- *9: Contact CKD when ordering parts only.
- *10: Contact CKD for other options.
- *11: Attachments cannot be selected from the manifold specifications sheet. Contact CKD separately.
- *12: Contact CKD for European Standards compliant products.

Pneumatic valves


Pilot operated 3, 5-port valve


 are listed in this catalog.



● : Standard ○ : Made to order ▲ : Contact CKD □ : Not applicable

W4G2-PC Spacer pilot check valve  Pneumatic Valves Catalog No. CB-023SA	How to order					
	Single unit	W4G2-PC-P40				
		<table border="1"> <tr> <td></td> <td>W4G2-PC-P40 Spacer pilot check valve</td> </tr> <tr> <td>P40</td> <td>●</td> </tr> </table>		W4G2-PC-P40 Spacer pilot check valve	P40	●
	W4G2-PC-P40 Spacer pilot check valve					
P40	●					
	*1: Residual pressure release mechanism is not available.					

Pilot operated explosion-proof 5-port valve

4F**0E Explosion-proof solenoid valve  Pneumatic Valves Catalog No. CB-023SA	How to order					
	Single unit	Contact CKD for model numbers.				
	Manifold replacement valve (4F3)	Contact CKD for model numbers.				
	Manifold replacement valve (4F4 to 7)	Contact CKD for model numbers.				
	M4F**E Series (Individual wiring manifold)	Contact CKD for model numbers.				
		<table border="1"> <tr> <td></td> <td>4F**E Series</td> </tr> <tr> <td>P4</td> <td>▲</td> </tr> </table>		4F**E Series	P4	▲
	4F**E Series					
P4	▲					

4F**0EX Pilot operated explosion-proof 5-port valve  Separate catalog Catalog No. CC-1159A	How to order					
	Single unit	Contact CKD for model numbers.				
	Manifold replacement valve (4F3)	Contact CKD for model numbers.				
	Manifold replacement valve (4F4 to 7)	Contact CKD for model numbers.				
	M4F**E Series (Individual wiring manifold)	Contact CKD for model numbers.				
		<table border="1"> <tr> <td></td> <td>4F**E Series</td> </tr> <tr> <td>P4</td> <td>▲</td> </tr> </table>		4F**E Series	P4	▲
	4F**E Series					
P4	▲					

3QRA/B  Direct acting 3-port solenoid valve  Page 139	How to order	
	Single unit	3QRB1[Switching position section]0-M5-[Connection method][Flow rate]-[Voltage]
	Replacement valve	3QRA1[Switching position section]9-M5-[Connection method][Flow rate]-[Voltage]
		3QRB1[Switching position section]9-00-[Connection method][Flow rate]-[Voltage]
Manifold	M3QRA1[Switching position section]0-M5-[Connection method][Flow rate]-[Station No.]-[Voltage]	

Note: Supports P4 specifications as standard