

Black Bruin

B200 Series

On-Demand Wheel Motors





An aerial photograph of a dense forest, viewed from a high angle. A faint, light-colored grid is overlaid on the image, creating a sense of structure and measurement. The trees are dark and textured, filling the entire frame.

B200 Series





Tractive power

Where it is most needed

Black Bruin B200 On-Demand wheel motors are designed to generate tractive power on tractor-driven trailers and working equipment. Motors are extremely well-suited to agricultural, forestry and earth-moving applications.

A non-driven wheel resists the movement, but Black Bruin puts its tractive power just where it is most needed - under the load! More tractive power is generated always when needed and with Black Bruin driven wheels you are able to drive through harsh conditions when others get stuck!

When the machinery is driven on-road, it is essential the motors can be freewheeled securely. Black Bruin motors are the right choice for mobile application, since the freewheeling is done without active hydraulics. Driving at road speeds without the specific hydraulics leads to considerable savings on the control system and fuel consumption.

No POWER like it. 1

Efficient

Get the job done

To be effective, machinery must maintain its mobility even under harsh conditions and varying terrain. On soft, sloping fields trailers, grain carts and cultivators require sufficient tractive power to maintain constant speed and perform well.

The tractive power of the Black Bruin wheel motors significantly improves the mobility of the vehicle. The tractor can be lighter saving power and fuel, while still able to haul larger implements.

Black Bruin is an investment in greater productivity and profitability. The less down-time a machine needs to keep working, the more profitable it is as an investment and the better it retains its value.





No POWER like it. 3



Superior

Off-road performance

4 No POWER like it.

BIBUS


BIBUS s.r.o.
+420 547 125 300
www.bibus.cz



With the aid of Black Bruin driven wheels, the trailer can maintain a high ground clearance. Due to optimum grip, there is minimum ground damage and soil compaction.

In most cases, tractors have sufficient hydraulics to keep Black Bruin running well and no additional hydraulics driven by tractor PTO is needed.

No POWER like it. 5



High load carrying capacity

The Black Bruin motor is the driving and load bearing unit all-in-one assembly. The design allows long distance between the two tapered roller bearings, thus giving a very wide range for the maximum load capacity.

Power and torque

Black Bruin's radial piston technology provides superior performance right from the start-up. Smooth and powerful operation ensures precise control of your machine.

A man with a friendly smile, wearing a grey cap and a grey and white striped polo shirt, leans his right arm on the red fender of a tractor. The background is a soft-focus landscape at sunset, with warm golden light illuminating the scene.

**“I’ll get the job done when
it needs to be done”**

No POWER like it. 7

A freewheeling valve enables disengaging the motor on-the-fly. With in-built freewheeling valve, the shifting is smooth and safe with minimal system losses.

In-built freewheeling valve


The use of 2-speed function in B200 series gives up to 30 km/h working speed.

In-built 2-speed valve

The motor is well-sealed against dirt and moisture. It adapts easily into the wheel and with Black Bruin, you'll get lighter overall construction.

Well-sealed, compact structure

Features





B200 series consists of 4 different motor frames with a displacement range of 630 to 6300 ccm.

Multiple displacements



Due to unique freewheeling springs, the Black Bruin motor can freewheel without active hydraulics and work as a traditional wheel hub.

Unique mechanical freewheeling



10 No POWER like it.

BIBUS

BIBUS s.r.o.
+420 547 125 300
www.bibus.cz

Accessories



Certified brakes

Drum brakes fit naturally around the motor housing with minimal length addition. Together they form a compact and powerful package.



Other accessories


The motors have an interface for other accessories such as a disc brake or a speed sensor.



Technical data	B240	B250	B260	B270
Displacement [ccm]	630 / 800	1000 / 1250 / 1600	2000 / 2500 / 3150	4000 / 5000 / 6300
Max. torque with 100 bar [Nm]	1000 / 1270	1590 / 1990 / 2550	3180 / 3980 / 5010	6370 / 7960 / 10000
Max. operating power [kW]	35	50	90	130
Max. rotating speed at freewheeling [rpm]	600	500	400	350
Max. working pressure [bar]	350	350	450	450
Max. flow rate [l/min]	150	200	350	500
Max. load capacity [t] *	4,0	5,4	12,5	15,4
Weight (with drum brake) [kg]	59 (96)	92 (156)	150 (262)	285
* The load capacity must be estimated for every application.				

Options				
1-speed	X	X	X	X
In-built 2-speed valve	X	X	X	X
In-built freewheeling valve	X	X	X	n/a
Drum brake	X	X	X	n/a

Specifications



Main dimensions	B240	B250	B260	B270
A [mm]	262	279	317	377
B [mm]	278	342	408	512
C [mm]	140 – 6xM16x2,0	175 – 8xM16x2,0	200 – 12xM20x1,5	260 – 16xM20x1,5
D [mm]	205 – 6xM18x1,5	275 – 8xM20x1,5	335 – 10xM22x1,5	425 – 12xM22x1,5
E [mm]	161	221	281	381
F [mm]	204 – 12xM10x1,5	236 – 12xM12x1,75	274 – 18xM12x1,75	330 – 18xM16x2,0

Visit www.blackbruin.com for more information or contact sales@blackbruin.com

No POWER like it. 13





**Black
Bruin**

Your local **Black Bruin** distributor:

Black Bruin Inc.
www.blackbruin.com
sales@blackbruin.com