



MECHLINE PRO CRANE™

Versatile articulated jib crane with integrated wire balancer

Mechline Pro Crane can be adapted to each individual workplace, with a reach of up to 4 meters, and a height-adjustable floor pillar. Add a mobile platform and you can easily move Mechline Pro Crane between different workstations – a simple manual pallet truck will suffice!

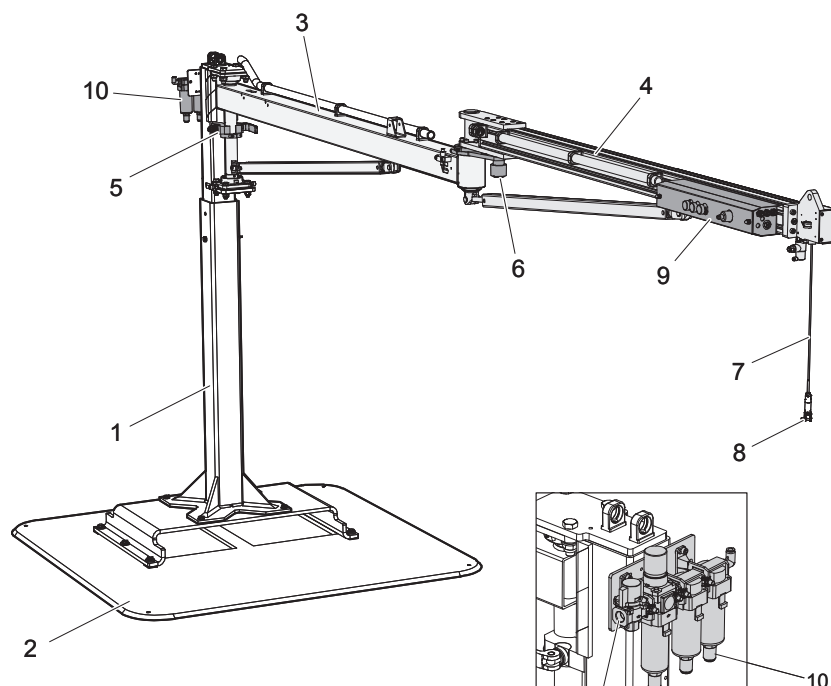


MECHLINE PRO CRANE gives you:

- Intuitive lifting sensation of loads up to 50 kg
- Air supply to pneumatic gripping tool integrated in its crane arm
- Flexible and adaptable handling solution
- Anodized and maintenance-free surface
- Durable lifting wire that can be used up to 300 000 work cycles¹
- Several pneumatic configurations

TYPICAL APPLICATIONS:


- Lightweight lifting in assembly and manufacturing industries
- Material handling at conveyor lines

**General data**

Tare weight	[kg]	160
Maximum load	[kg]	50
Lifting stroke	[mm]	800 - 3200

A. Connection for compressed air to FRL unit (3/8")

- | | |
|----------------------|------------------------------------|
| 1. Adjustable pillar | 6. Rotation limiter |
| 2. Mobile platform | 7. Lifting wire |
| 3. Inner arm | 8. Interface gripper tool (swivel) |
| 4. Outer arm | 9. Pneumatic cabinet |
| 5. Inner break | 10. Air preparation unit (FRL) |

**LIFTING WITH MECHLINE PRO CRANE**

With Mechline Pro Crane, the loads lifted can be fully balanced. That is, when the operator releases the crane with a gripped load, the load is not raised or lowered but remain in the same position as when released.

Mechline Pro Crane can be configured so that two different loads (empty gripper + gripper & object) or three different loads (empty gripper + gripper & object 1 + gripper & object 2) can be handled balanced. The different loads levels are easily adjusted using precision regulators on the pneumatic cabinet.

Alternatively, Mechline Pro Crane can be equipped with a direct control steering via a speed handle. The load can then be raised and lowered with the handle. In this case, the load is not balanced.

Mechline Pro Crane is equipped with an adjustable anti-jump function that locks the lifting motion in the event of uncontrolled lifting, for example, if the load is accidentally dropped.

Som features are available as an option, for example:

- slow speed function for balanced load levels, which allows the lowering speed of the load to be adjusted to a preferred level,
- load guard for direct control – here the manipulator emits a pneumatic signal to the gripper tool when it is unloaded. This signal can be used in the gripper tool to avoid an accidental drop of the load,
- load limiting function for direct control, where the lifting force for the manipulator can be limited to a selected value.