

**BIBUS**

BIBUS SINDBY



# HARDWARE 11

Beslag og opbygning



# Velkommen

BIBUS SINDBY A/S er et solidt og velkonsolideret import- og handelsfirma, der har industrien og opbyggere som de to største kundegrupper. I de mere end 100 år firmaet har eksisteret, er en videnbank bygget op omkring indkøb og udvikling af kvalitetsprodukter primært til industrien. Sund fornuft og kvalitet er nøgleordene for al handling i virksomheden. Vi har været i konstant udvikling siden starten og har skabt en virksomhed, der er rustet til de stigende udfordringer og muligheder i industriens utallige niches. Adm. direktør Keld Hansen er i dag manden bag BIBUS SINDBY. I 2007 overtog BIBUS AG virksomheden efter den tidligere ejer og Sindby-familien, der siden 1918 har drevet firmaet over tre generationer. Virksomheden har løbende udviklet sig med kundeklientellet.

## Energioptimering

BIBUS SINDBY A/S iværksatte i september 2022 en proces, hvor vi gennemgik vores el- og gasforbrug. Med en ny investering i belysning samt en simpel adfærdændring, lykkedes vi med at reducere vores elforbrug med over 40%. Vi offentliggør vores forbrug internt og på vores hjemmeside hver gang der er mærkbare ændringer, pt er vi fokuseret på at vise vores opstart med solceller og forbrugs optimering. Det gør vi for konstant at holde hinanden op på bedre forbrugsvaner. Vil du høre mere om vores tiltag, så er du altid velkommen til at kontakte os.

## We care about nature

Hos BIBUS SINDBY A/S har vi taget et aktivt valg for at mindske tab af biodiversiteten. Helt konkret har vi etableret et stort udendørsområde med vandhul, insekthoteller, sandbade, tørvestabler og frugttræer til bestøvning. Du kan følge udviklingen her eller gøre som vores medarbejdere – gå med på en tur rundt på de naturlige stier, kig dig omkring eller hold en pause ved bålstedet og lad sanserne få en anderledes oplevelse i en travl hverdag. Vores "have" er et fælles projekt, og derfor er det naturligt, at vores jubilare udvælger det træ eller den busk, de ønsker at have stående i fremtiden. I foråret 2024 plantede vi de næste i rækken. Udadtill prøver vi at få vores leverandører til at tage aktivt stilling til, hvad lige netop de kan gøre. Alene kan vi ikke redde alverden – men sammen en god del. Vi vil altid gerne inspireres og udfordres, så har I nogen bud på, hvordan vi bliver endnu bedre så sig endelig til.

## Vores vigtigste ressource

Det er vores medarbejdere! Vi ønsker at dyrke det hele menneske. Det gør vi ved at interessere os for hinanden. Vi ønsker, at vores medarbejdere har et sundt familieliv, et aktivt fritidsliv og et meningsfyldt arbejdsliv.

Kort sagt: Døgnet har 24 timer – så en tredjedel med fuld fokus på firmaet bør og skal være nok. Så er der også energi til at løfte i fælles flok, når det indimellem kræves. Vi ønsker at tiltrække alle slags mennesker og vi ønsker, at alle skal have lige rettigheder for at få en uddannelse og karriere, uanset etnicitet, religion, handicaps eller køn. For tiden gøres dette ved at vi støtter håndbold og fodbold spilleres mulighed for at kombinere elitesport og uddannelse. Firmaets børn samt psykisk handicappede. Det kan du læse mere på vores hjemmeside under sponsorer.

## Vores værdisæt med få ord

Hos BIBUS SINDBY A/S tager vi ordet ORDENTLIGHED meget alvorligt. Vi ved at det er et ældre og lidt støvet ord, men det dækker over den måde, vi ser på verden.

- Vi ønsker kun at samarbejde med leverandører, der overholder gældende miljøregler
- Vi tager kraftigt afstand fra tvangs- og børnearbejde
- Vi aflægger jævnlige besøg hos vores leverandører, for at sikre og præge, at vi deler et fælles værdigrundlag
- Vi sikrer at de medarbejdere vi vælger følger og efterlever disse værdier

Vi prioriterer vores værdier højere end kortsigtet profitjagt, da det på den lange bane har vist sig, at udmønte i bedre resultater

*Du kan læse vores [Code of Conduct for at få flere informationer om vores retningslinjer.](#)*

## Vi finder en løsning


Som nævnt arbejder vores medarbejdere ofte tæt sammen med kunden for at finde den ideelle løsning.

Gennem deltagelse på messer over hele verden sikres det, at vi altid er opdateret på den nyeste viden og de nyeste produkter. På den måde opbygger vi et stort og globalt net af forbindelser til producenter.

Hvert år udvikles +400 nye produkter i samarbejde med kunderne, enten som eksklusive produkter eller som nye lagervarer hos os. Dette aftales fra projekt til projekt og kommer an på, hvad der er mest fordelagtigt for begge parter.

Vi ser frem til vores samarbejde!

Med venlig hilsen  
**Keld Hansen**



## Vi har meget mere at byde på

Kontakt os, hvis du ønsker et af vores andre kataloger.

Telefon: 75 88 2122 | Mail: [bibus@bibus.dk](mailto:bibus@bibus.dk)

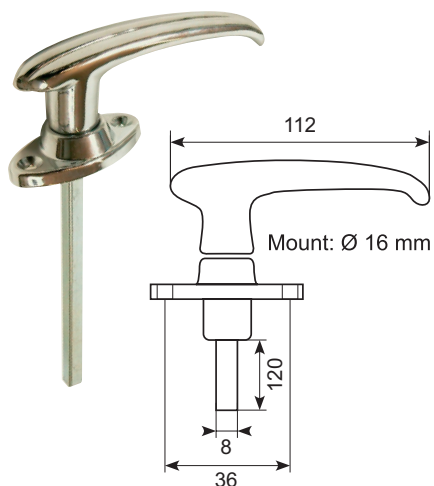
Eller køb online på [www.bibus-shop.dk](http://www.bibus-shop.dk)

<b>6</b>	L-DØRGREB   L-HANDLES
<b>13</b>	T-DØRGREB   T-HANDLES
<b>15</b>	INDBYGNINGSLÅSE   RECESSED LOCKS
<b>26</b>	STANGLÅSE   ROD LATCHES
<b>28</b>	SNAP- OG HAGELÅSE   SPRING CATCHES AND BUDGET LATCHES
<b>31</b>	TRUCK- OG KABINELÅSE   TRUCK- AND CABINET LOCKS
<b>36</b>	KASSELÅSE   SLAM LOCKS
<b>38</b>	KABINET- OG HANDSKERUMSLÅSE   COMPARTMENT LOCKS
<b>55</b>	KILELÅSE OG FJEDERRIGLER   ANTI-LUCE FASTENERS AND SPRING BOLTS
<b>63</b>	SNAPLÅSE OG MODHOLD   SPRING CATCHES AND CATCH PLATES
<b>76</b>	DØR- OG HJELMHOLDERE   DOOR RETAINERS AND FASTENERS
<b>82</b>	GREB   HANDLES
<b>97</b>	RAIS SPÆNDERE   RAIS CLAMPS
<b>108</b>	LASTBIL- OG TRAILERHÆNGSLER   TRUCK AND TRAILER HINGES
<b>120</b>	SVEJSEHÆNGSLER   WELDING HINGES
<b>122</b>	PIANOHÆNGSLER   PIANO HINGES
<b>123</b>	CENTRAFLEX- OG POLIALHÆNGSLER   CENTRAFLEX AND POLIAL HINGES
<b>124</b>	KABINETHÆNGSLER   CABINET HINGES
<b>128</b>	GALVANISEREDE HÆNGSLER   GALVANIZED HINGES
<b>131</b>	DIVERSE HÆNGSLER OG LÅGEHOLDERE   VARIOUS HINGES AND DOOR STAYS
<b>135</b>	RUSTFRIE LØFTEHÆNGSLER   STAINLESS LIFT-OFF HINGES
<b>137</b>	RUSTFRIE HÆNGSLER   STAINLESS HINGES
<b>145</b>	VENTILATORER OG VENTILATIONSRISTE   VENTILATORS AND VENTILATION GRIDS
<b>149</b>	INDBYGNINGSLÅSE TIL LASTBILER   RECESSED LOCKS FOR TRUCKS
<b>152</b>	PÅBYGNINGSLÅSE   BUILD-ON LOCKS
<b>162</b>	TRAILERLUKKERE   TRAILER LOCKS
<b>167</b>	SKÆRME OG SKÆRMHOLDERE   MUD GUARDS AND STAYS
<b>171</b>	STÆNKLAPPER   MUD FLAPS
<b>174</b>	CYKLISTVÆRN OG HJØRNER   SIDE PROTECTION AND CORNERS
<b>175</b>	SURRINGSSKINNER OG -STROPPER   LOAD BONDING TRACKS AND STRAPS
<b>182</b>	SURRINGSDELE   LASHING PARTS
<b>186</b>	GUMMISTROPPER   RUBBER STRAPS
<b>189</b>	KROGE   HOOKS
<b>190</b>	HESTETRAILERDELE   HORSE TRAILER PARTS
<b>193</b>	TRIN OG BØRSTELISTER   STEPS AND BRUSH LISTS
<b>195</b>	HANDIWASH   HANDIWASH
<b>196</b>	SKINNER, RULLER OG DIVERSE   RAILS, ROLLS AND VARIOUS
<b>198</b>	GASFJEDRE   GAS SPRINGS
<b>203</b>	NØDHAMRE   EMERGENCY HAMMERS
<b>204</b>	TECNA BALANCER   TECNA BALANCER

10.103

**Alloy/krom L-dørgreb med flange. Uden lås. Rillet. Hulcenter: 36 mm.**

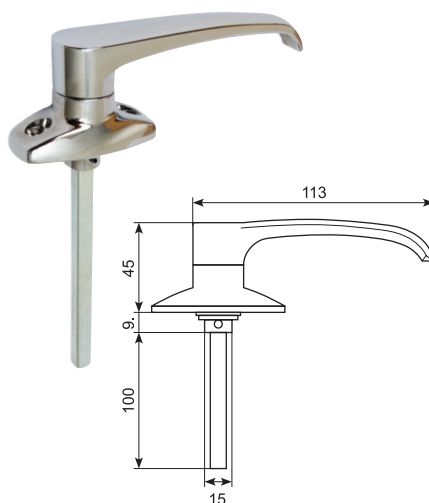
Alloy/chrome fluted L-handle. Without lock. Hole center: 36 mm.



10.204E

**Alloy/krom L-dørgreb med flange. Uden lås. Hulcenter: 38 mm.** \*

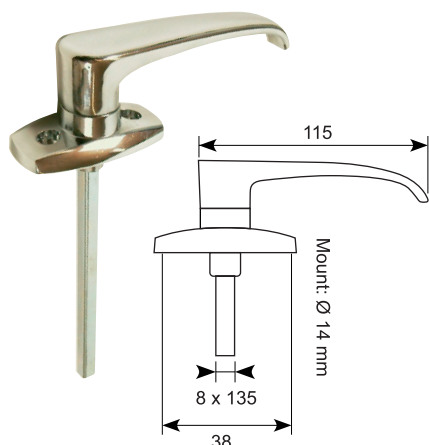
Alloy/chrome L-handle with flange. Without lock. Hole center: 38 mm.



10.135

**L-dørgreb med flange uden lås. Alloy / krom. Hulcenter: 38 mm**

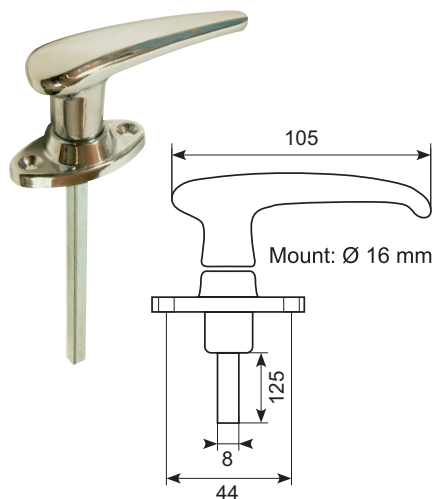
Lever L-handle, non-locking. Alloy / chrome, concealed fixing. Hole center: 38 mm.



10.451

**Alloy/krom L-dørgreb med flange. Uden lås. Hulcenter: 44 mm**

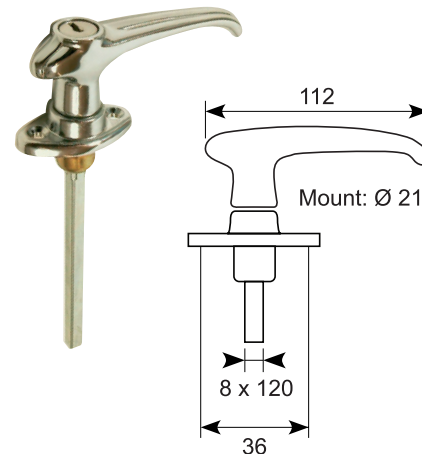
Alloy/chrome L-handle with flange. Without lock. Hole center: 44 mm.



10.104S

**L-dørgreb med flange og lås. Alloy/krom. Med to nøgler - FS880. Hulcenter: 36 mm**

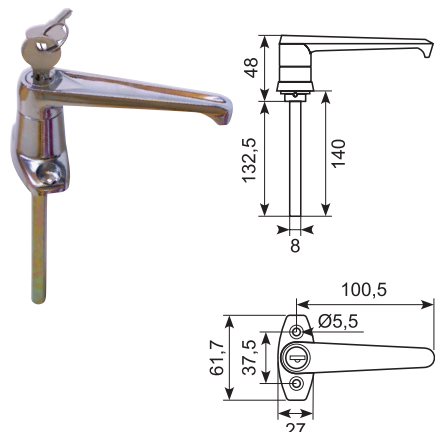
L-handle door handle with flange and lock. Alloy/chrome. With two keys - FS880. Hole center: 36 mm.



10.104JC

**L-dørgreb med kromfinish. Med lås og flange. Enslukkende. Nøglekode CL001. 8 mm FK 140 mm. 360° vanding. Hulcenter: 37,5 mm**

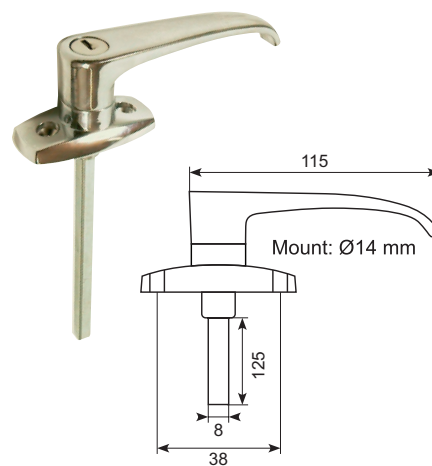
Locking L-handle with chrome finish. With flange and lock. Single pattern key. Key code CLO01. Hole center: 37,5 mm.



10.134

**Alloy/krom L-dørgreb med flange og lås. Med synlige skruer. Inkl. 2 nøgler. Hulcenter: 38 mm.**

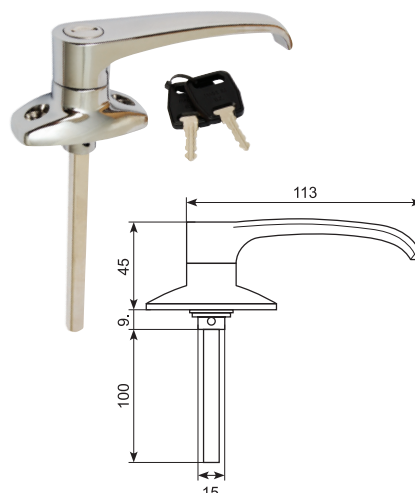
Alloy/chrome L-handle with lock. Visible screws. 2 keys included. Hole center: 38 mm.



10.204D

**Alloy/krom L-dørgreb med flange og lås. Inkl. 2 nøgler. Hulcenter: 38 mm.**

Alloy/chrome L-handle with flange and lock. 2 keys included. Hole center: 38 mm.



**10.204A**

**Alloy/krom L-dørgreb med flange og lås. Inkl. 2 nøgler. Enslukkende. Hulcenter: 44,5 mm.**

Alloy/chrome L-handle with flange and lock. 2 keys included. Single pattern key. Hole center: 44,5 mm.

**10.224**

**Kraftig model. Alloy/krom L-dørgreb med flange og lås. Inkl. 2 nøgler. Hulcenter: 44 mm**

Heavy duty model. Alloy/chrome L-handle with flange and lock. 2 keys included. Hole center: 44 mm.

**17.147**

**Indvendigt dørgreb - 110 mm. Forkrommet alloy. Til 8 mm dorn.**

Inside handle - 110 mm. Chrome-plated alloy. For 8 mm pin.

**17.303**

**Forkrommet roset med fjeder til traditionelle håndtag. Passer til 17.147.**

Chrome-plated spring escutcheon for traditional handles. Fits 17.147.

**17.152**

**Indvendigt dørgreb med møtrik. Forkrommet alloy. Til 8 mm dorn.**

Interior lock handle with nut. Chrome-plated alloy. Through-going hole for 8 mm pin.

**Plastikgreb / Plastic handle**

**Heavy duty plastikgreb, venstre. Flad tunge.**

Heavy duty plastic grip, LH. Flat cam.

90° Højre 90° RH	90° Venstre 90° LH	Maks. dørtykkelse Max. door thickness
56.5100-522	56.5100-622	50
56.5100-523	56.5100-623	70

**56.5102-613**

**Heavy duty plastikgreb, venstre. Bøjet tunge.**

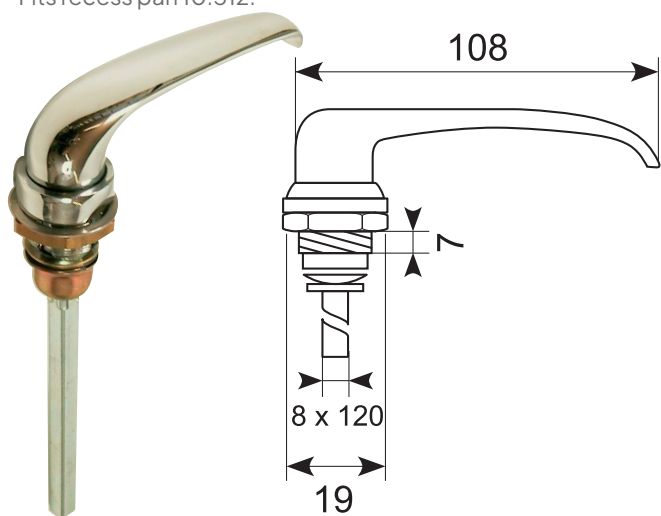
Heavy duty plastic handle, LH. Bended cam.

10.501

**Alloy/krom L-dørgreb til indboring uden lås.**

**Passer i skål 10.512**

Alloy/chrome L-handle, non-locking. Recess with open fixing.  
Fits recess pan 10.512.



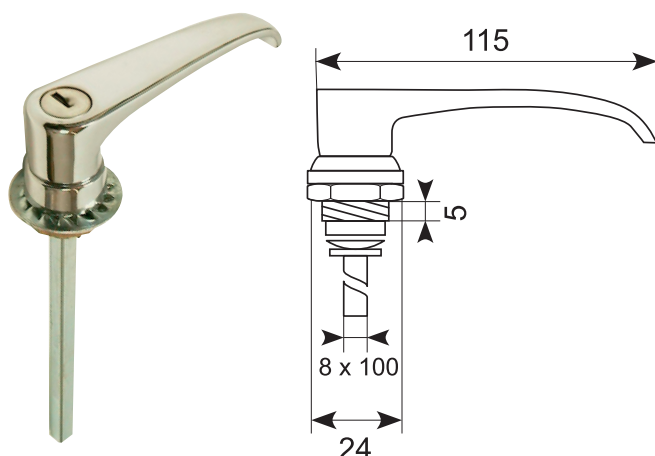
10.504

**Alloy/krom L-dørgreb til indboring med lås.**

**Inkl. nøgle - nøglekode FS880.**

**Passer i skål 10.515 og 10.516.**

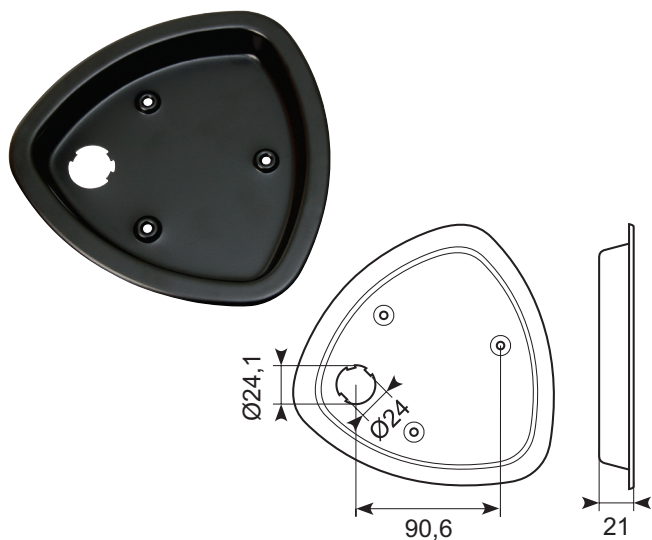
Alloy/chrome L-handle with lock. Key included - key code FS880. Fits recess pan 10.515 and 10.516.



10.516

**Sort indbygningsskål til håndtag, højre. Dybde: 21 mm**  
**Passer til håndtag 10.504.**

Black recess pan, Depth: 21 mm. RH. Fits handle 10.504.

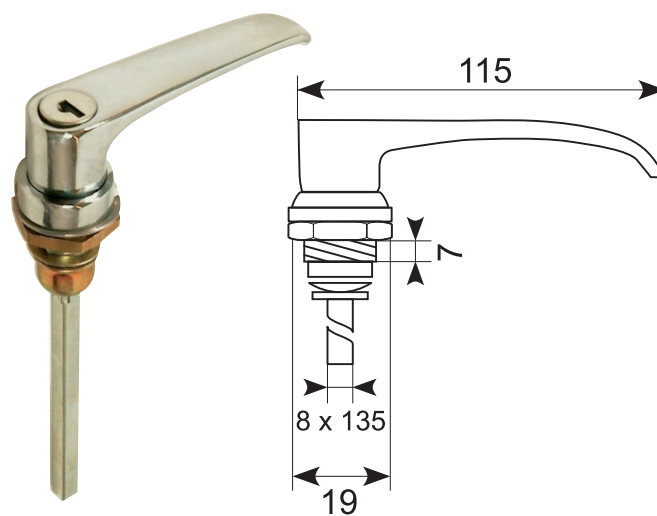


10.502

**Alloy/krom L-dørgreb til indboring med lås. Inkl. nøgle.**

**Passer i skål 10.511 og 10.512.**

Alloy/chrome L-handle with lock. Recess fitting with open fixing. Key included. Fits recess pan 10.511 and 10.512.

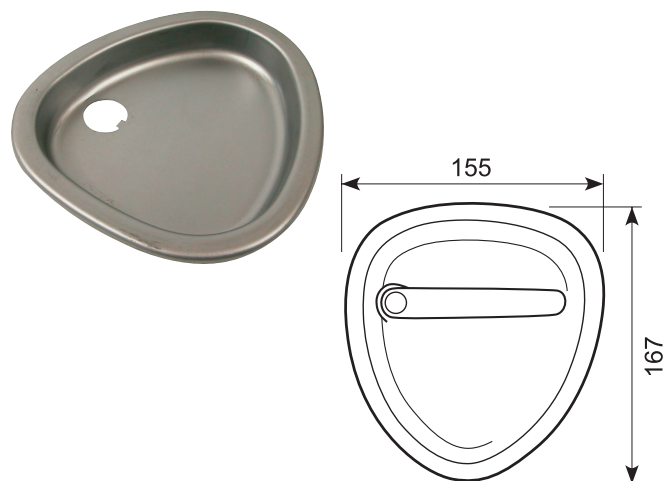


10.511

**Indbygningsskål til håndtag, venstre. Ubehandlet stål.**

**Dybde: 22 mm. Passer til håndtag 10.502.**

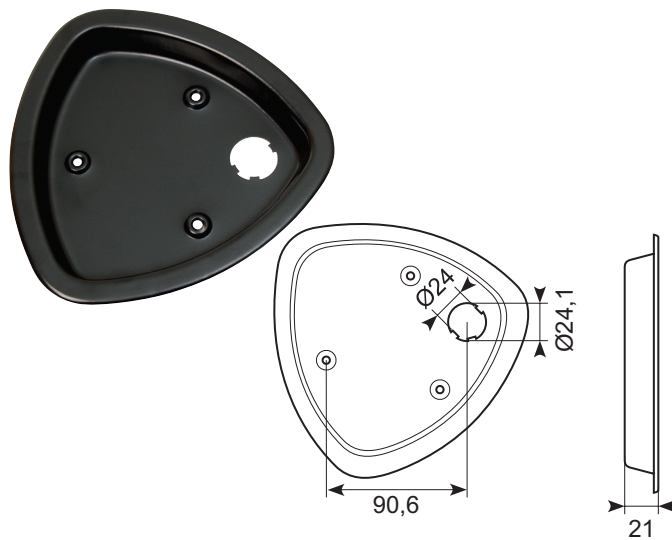
Recess pan, LH. Raw, pierced. Depth: 22 mm.  
Fits handle 10.502.



10.515

**Sort indbygningsskål til håndtag, venstre. Dybde: 21 mm**  
**Passer til håndtag 10.504.**

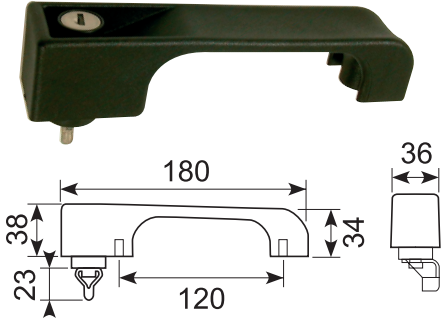
Black recess pan, LH. Depth: 21 mm. Fits handle 10.504.



## 10.600A

Sort kunststofgreb med trykknop og lås. Inkl. 2 stk. nøgler (nøglekode 1012). Med 23 mm taster/pal. Kan højre- og venstremonteres. Passer til dørlås 15.501.

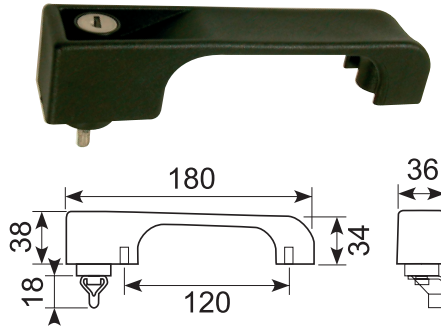
Synthetic push button handle with key cylinder and lock. 2 keys included - key code 1012. With 23 mm pin. Can be mounted both right and left. Fits cabdoor latch 15.501.



## 10.600S

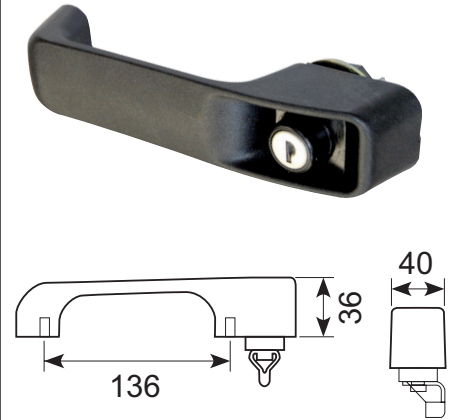
Sort kunststofgreb med trykknop og lås. Inkl. 2 stk. nøgler (nøglekode 1011). Med 18 mm taster/pal. Kan højre- og venstremonteres. Passer til dørlås 15.501.

Synthetic push button handle with key cylinder and lock. 2 keys included - key code 1011. With 18 mm pin. Can be mounted both right and left. Fits cabdoor latch 15.501.



## 10.640L

Sort kunststofgreb med trykknop og lås. 18 mm taster/pal. Ens nøgle. Kan højre- og venstremonteres. Fixed handle with push button and lock. 18 mm pin. Same key. Can be mounted both right and left.




## 10.799B

Stor sort gummiunderlag til greb. Passer til flere modeller, bl.a. 10.640L. Big base for handle, black. Fits several types like 10.640L.



## 23.339

Underlag til greb. 37,5 x 53 mm. Passer til 10.600A og 10.600S. Base for handles. 37,5 x 28,5 mm. Fits 10.600A and 10.600S.



## 10.799A

Lille sort underlag til greb. Passer til flere modeller, bl.a. 10.640L. Small base for handle, black. Fits several types like 10.640L.



## 23.340

Underlag til greb. 37,5 x 28,5 mm. Passer til 10.600A og 10.600S. Base for handle. 37,5 x 53 mm. Fits 10.600A and 10.600S.



# Andre greb kan leveres på bestilling

I kataloget finder du et lille udvalg af vores L-dørgreb. Men vi kan skaffe mange andre modeller som bl.a. dem, du kan se nedenfor. Ring eller skriv til os, hvis du ikke fandt hvad du søgte, så finder vi en løsning til dig.

In this catalogue, you will find a small selection of our L-handles. However we can provide many other models, such as the ones you see below. Contact us if you didn't find what you were looking for, and we will find a solution for you.



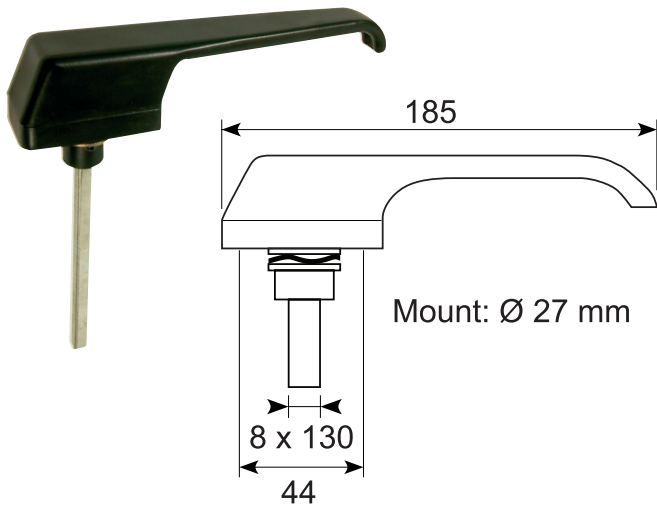
10.596

**L-dørgreb uden lås, højre. Flangemonteret. 90°.** \*

**Min. ordre: 50 stk.**

L-handle without lock, RH. Flange mounted. 90°.

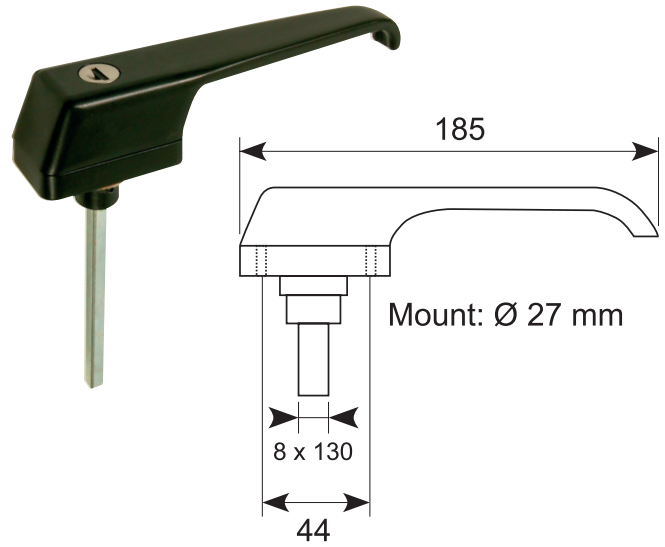
**Min. order: 50 pcs.**



10.300

**L-dørgreb med lås. Inkl. 2 nøgler. Flangemonteret. 180°.** \*

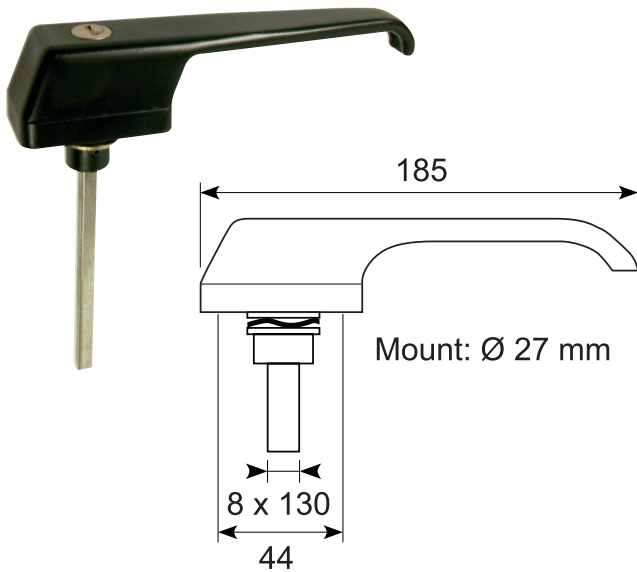
L-handle with lock. 2 keys included. Flange mounted. 180°.



10.598

**L-dørgreb med lås, højre. Flangemonteret. 90°.** \*

L-handle with lock, RH. Flange mounted. 90°.



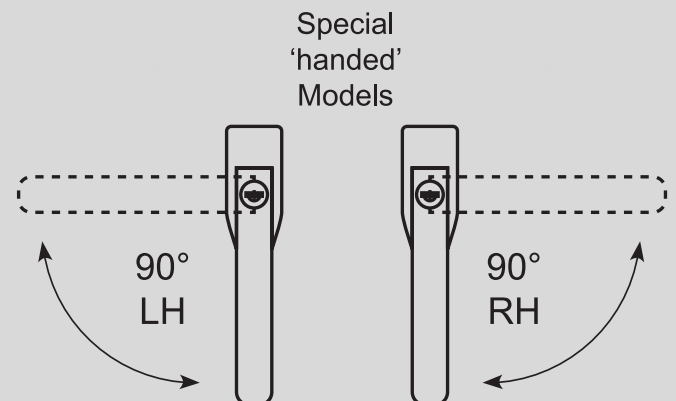
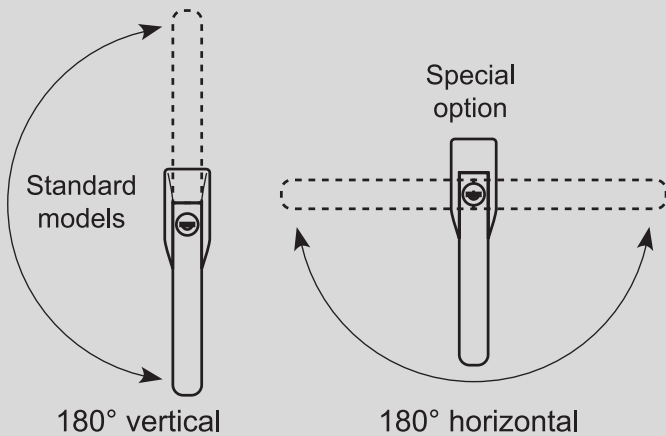
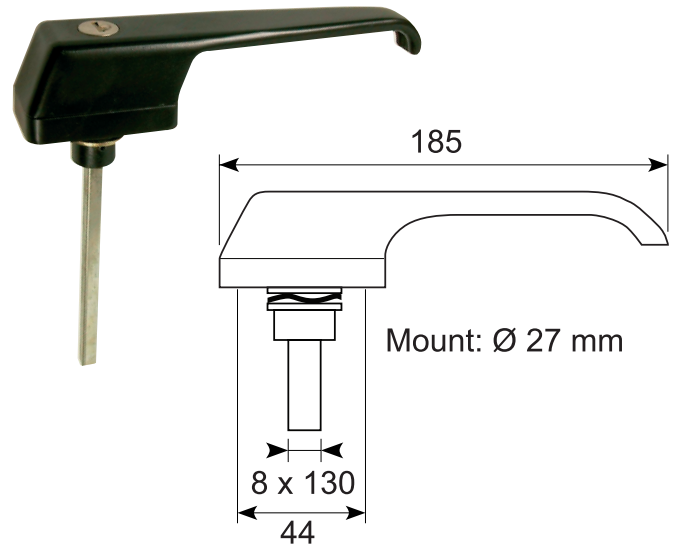
10.599

**L-dørgreb med lås, venstre. Flangemonteret. 90°.** \*

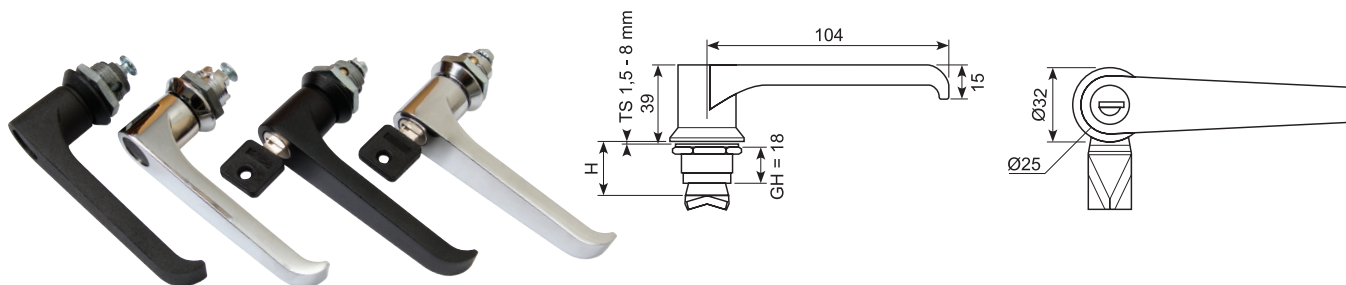
**Min. ordre: 50 stk.**

L-handle with lock, LH. Flange mounted. 90°.

**Min. order: 50 pcs.**



## L-greb L-handle



	Forkromet Chrome plated	Sortmalet Black Coated
<b>Zink, 2-huls, uden lås</b> Zinc, 2 holes, without lock	56.1205-200-XXX *	56.1205-100-XXX
<b>Zink, 2-huls, med lås 3333</b> Zinc, 2 holes, with lock 3333		56.1205-103-XXX
<b>Zink, 4-huls, med lås 3333</b> Zinc, 4 holes, with lock 3333	56.1205-203-XXX-C	56.1205-103-XXX-C



**4-huls bruges til venstre side.** 4-hole for use in left hand side.

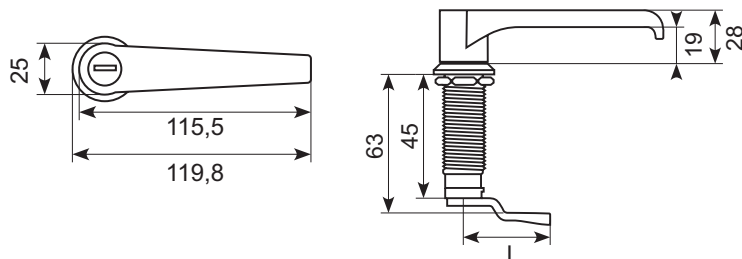
**Ekstra lang cam 55 mm. 1 punkt.** Extra long cam 55 mm. 1 point.

**Ekstra lang cam 55 mm. 3 punkt.** Extra long cam 55 mm. 3 point.

## 56.1205-420-200

## Forkromet L-greb med tunge.

Chrome plated L-handle with tongue.



## Rustfrit L-greb Stainless L-handle

## Rustfri to-huls L-greb.

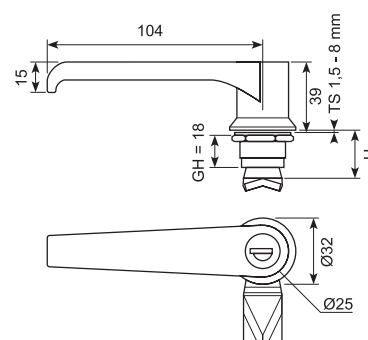

Håndtag og beskyttelse: Rustfrit stål AISI 316

Tunge: Rustfrit stål, AISI 304

Stainless L-handle with two holes.

Housing and L-Handle: Stainless Steel, AISI 316

Cam: Stainless Steel, AISI 304



	Rustfri AISI 316 Stainless AISI 316
<b>Uden lås</b> Without lock	56.1255-500-XXX
<b>Med lås 3333</b> With lock 3333	56.1255-503-XXX

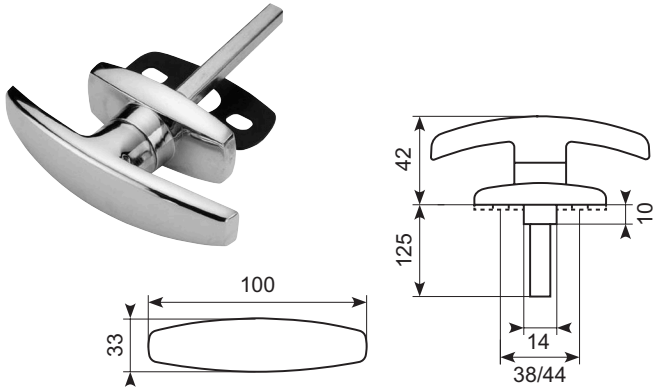
Du kan tilvælge tunger til varerne, der indeholder **XXX** i varenummeret.  
Find tungerne på siderne 51 - 53 hvor du kan vælge **XXX**-delen.

You can add tongues to the items containing **XXX** in the item number.  
Find the tongues on the pages 51 - 53, where you can choose the **XXX**-part.

11.133

**Krom T-greb uden lås. Min. ordre: 50 stk.**

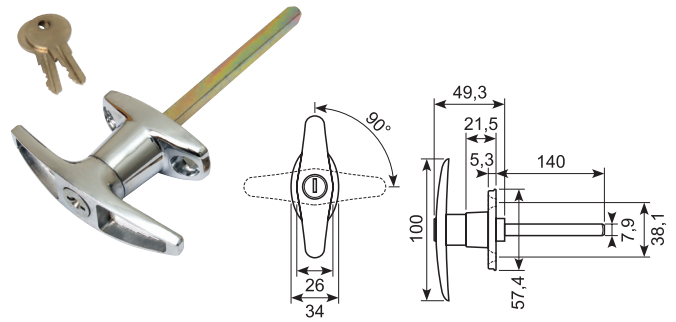
Chrome T-handle without lock. Min. order: 50 pcs.



11.106JC

**Alloy/krom T-greb med flange og lås. Inkl. 2 nøgler - nøglekode CL001.**

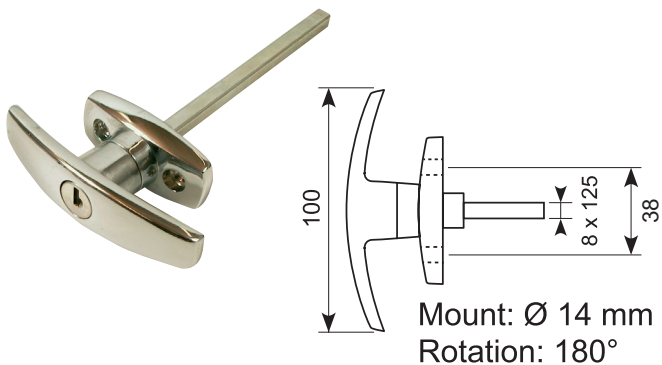
Alloy/chrome T-handle with flange and locking. 2 keys included - key code CL001.



11.132

**Alloy/krom T-greb med flange og lås. Inkl. 2 nøgler.**

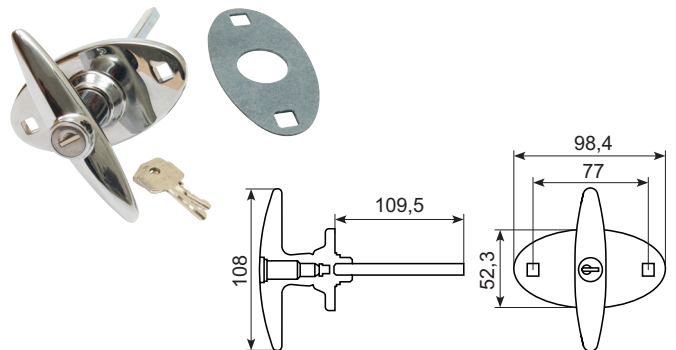
Alloy/chrome T-handle with flange and locking. 2 keys included.



11.134

**Forkrommet T-greb - garage. Forskellige nøgler. 8 x 8 mm firkant.**

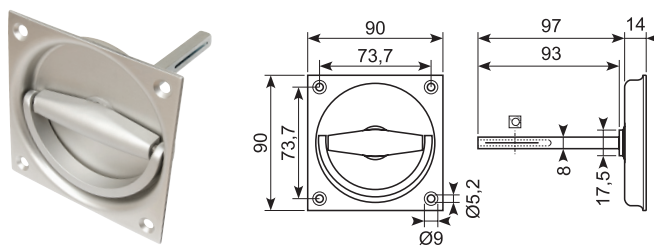
Chrome T-handle - garage. Different keys. 8 x 8 mm square.



50.9576X

**Eloxeret aluminiumsdrejelås. 90 x 90 mm. 8 mm firkant + 20 mm længere med rille.**

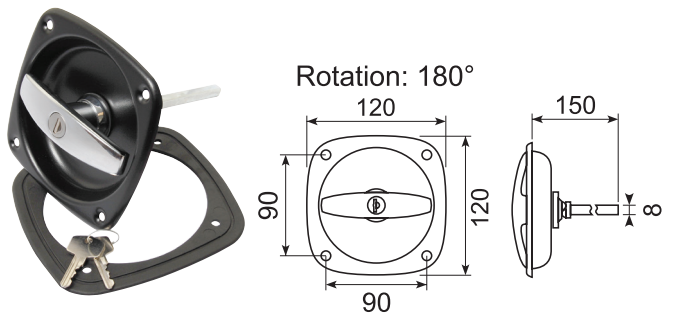
Anodized aluminium turnlock. 90 x 90 mm. 8 mm square + pin 20 mm longer with groove. Base for the lock: 50.10636



10.52425

**Alloy/krom T-greb med lås i sortlakeret skål. Inkl. underlag og 2 nøgler - nøglekode FS880.**

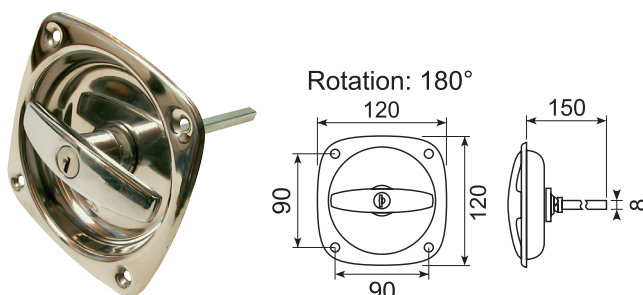
Alloy-chrome recess T-handle in black pan, locking. Support and 2 keys included - key code FS880.



10.535

**Alloy/krom T-greb med lås i rustfri skål. Let at montere. Med 2 nøgler - nøglekode FS880.**

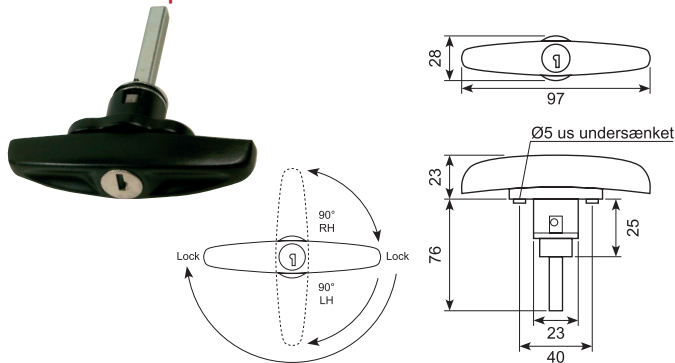
Alloy/chrome recess T-handle in stainless steel pan. With easy-fix mounting. 2 keys included - key code FS880.



## 11.233C

**Alloy/krom T-vrider med flange og lås.**  
**Inkl. 2 nøgler. Kan drejes 180°. Kan skaffes i 90°.**  
**Højre eller venstre. Min. ordre: 50 stk.**

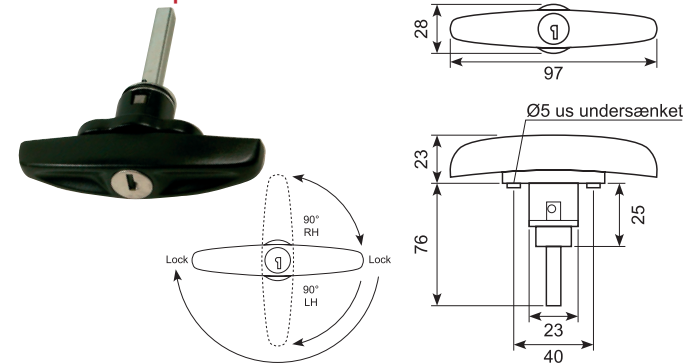
Alloy/chrome "Lowline T" with flange, locking. 2 keys included. 180° degree turn. Also available in 90° degree turn. RH and LH.  
**Min. order: 50 pcs.**



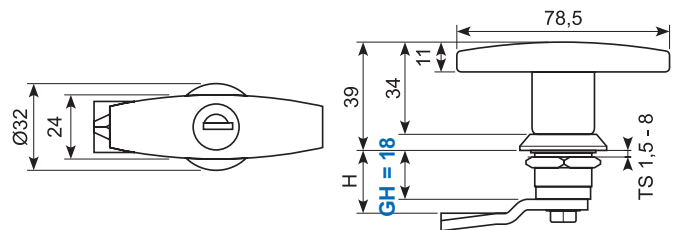
## 11.233

**Alloy/sortlakeret T-vrider med flange og lås.**  
**Inkl. 2 nøgler. Kan drejes 180°. Kan skaffes i 90°.**  
**Højre eller venstre. Min. ordre: 50 stk.**

Alloy/black "Lowline T" with flange. Locking. 2 keys included. 180° degree turn. Also available in 90° degree turn. RH and LH.  
**Min. order: 50 pcs.**



## Rustfrit T-greb Stainless T-handle



	Forkromet Chrome plated	Sortmalet Black Coated
<b>Zink, 2-huls, uden lås</b> Zinc, 2 holes, without lock	56.1201-200-XXX	56.1201-100-XXX
<b>Zink, 2-huls, med lås 3333</b> Zinc, 2 holes, with lock 3333	56.1201-203-XXX	56.1201-103-XXX
<b>Zink, 4-huls, med lås 3333</b> Zinc, 4 holes, with lock 3333	56.1201-203-XXX-C	56.1201-103-XXX-C

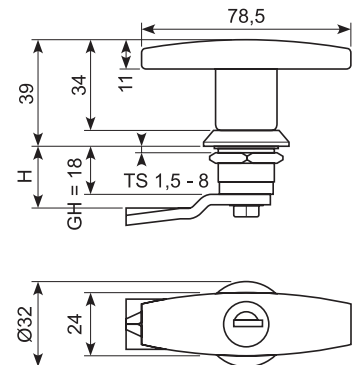


**4 huls bruges til venstre side.** 4 hole for use in left hand side.  
**Ekstra lang cam 55 mm. 1 punkt.** Extra long cam 55 mm. 1 point.  
**Ekstra lang cam 55 mm. 3 punkt.** Extra long cam 55 mm. 3 point.

## Rustfrit T-greb Stainless T-handle

**Rustfrit 2 huls T-greb.**  
**Håndtag og beskyttelse: Rustfrit stål AISI 316**  
**Cam: Rustfrit stål, AISI 304**

Stainless 2 holes T-handle.  
 Housing and handle: Stainless Steel, AISI 316  
 Cam: Stainless Steel, AISI 304



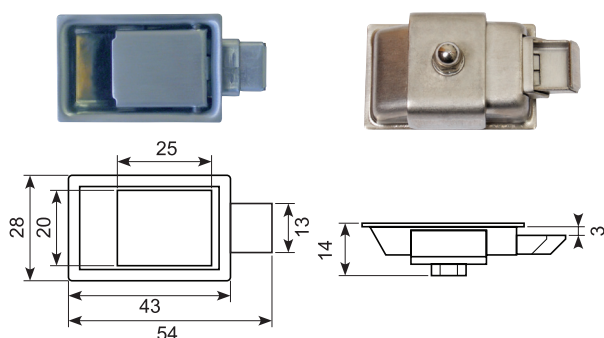
	Varenr. Item no.
<b>Uden lås</b> Without lock	56.1251-500-XXX
<b>Med lås</b> With lock 3333	56.1251-503-XXX

**Du kan tilvælge tunger til varerne, der indeholder XXX i varenummeret.**  
**Find tungerne på siderne 51 - 53 hvor du kan vælge XXX-delen.**

You can add tongues to the items containing XXX in the item number.  
 Find the tongues on the pages 51 - 53, where you can choose the XXX-part.

50.9976

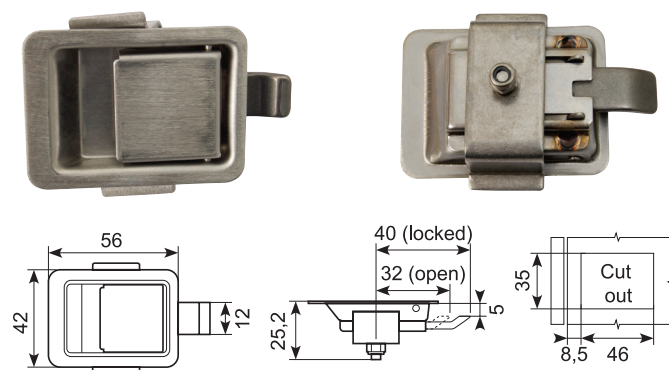
**Smæklås, rustfrit stål 304. Indbygningsmål: 9 mm  
Inkl. modhold: 16 mm.**

 Slam lock. Stainless steel 304. Built-in dimension: 9 mm  
Backing included: 16 mm.


50.9976X


**Rustfri smæklås uden nøgle.**

Stainless slam lock without key.



15.541J

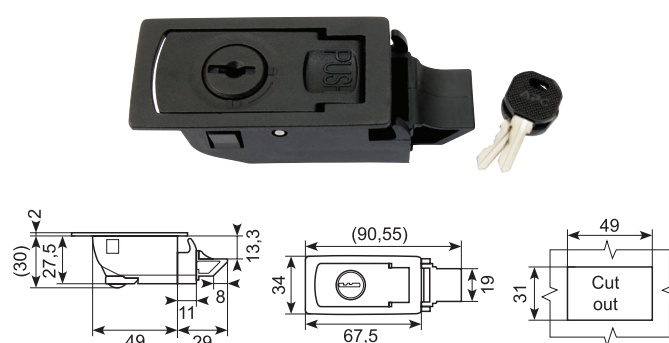
**Rustfri indbygningsmæklås. Montage med bøjle.  
Indbygningsmål: 16 mm. Inkl. modhold: 30 mm.**

 Stainless recessed slam lock. Mounting with bracket.  
Built-in dimension: 16 mm. Backing included: 30 mm.


50.9977

**Sort lås. Nylon PA. Klikmontage.**

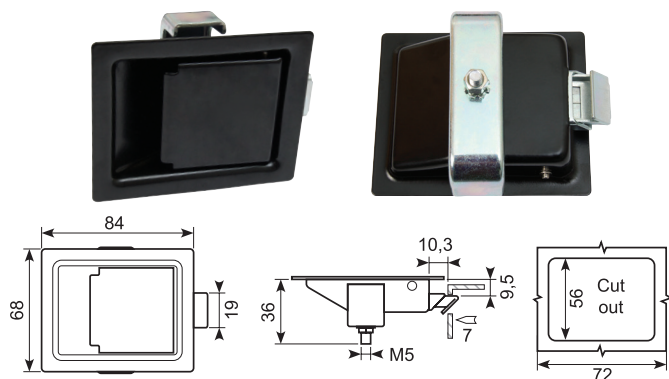
Black lock. Nylon PA. Click assembly.



15.541JA

**Smæklås med kasselås, uden nøgle. Sort stål.**

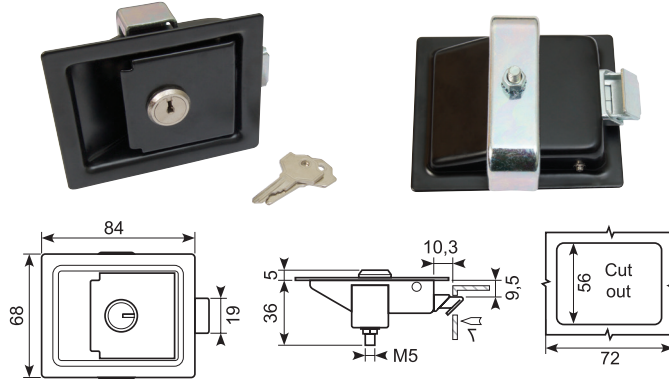
Slam lock with box lock, without key. Black steel.



15.541JB

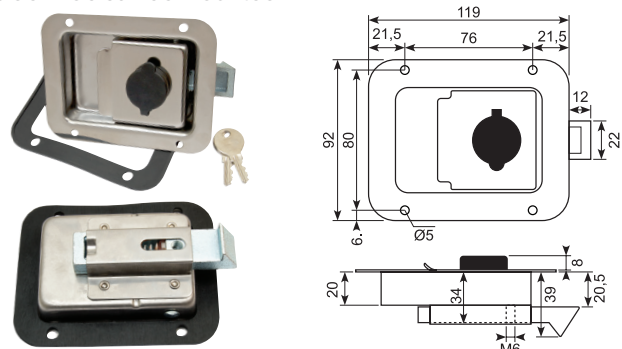
**Smæklås med kasselås, inkl. nøgle. Sort stål.**

Slam lock with box lock, with lock. Black steel.



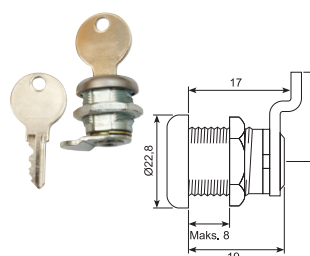
15.526JS

**Rustfri indbygningslås. Med pakning og nøgle CH501.  
Indvendig kuglegreb kan monteres.**

 Stainless recessed lock, locking. With gasket and key CH501.  
Inside knob can be mounted.


15.526JS-1

**Komplet nøglecylinder med  
tunge og møtrik.**
**Nøglekode CH520.**
**Passer til 15.526JS.**

 Key cylinder with keys and  
cam. Key code CH520.  
**Fits 15.526JS.**


15.526JS-PVC

**Løs PVC afdækning.**

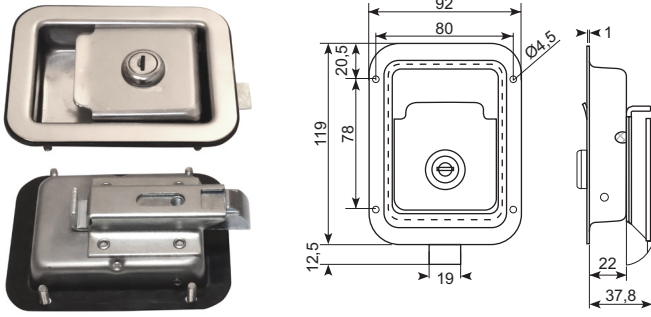
Loose PVC cover.



15.526A

**Indbygn.lås rustfri SS304, 119x92 mm m/skjult montage. Enslukkende**

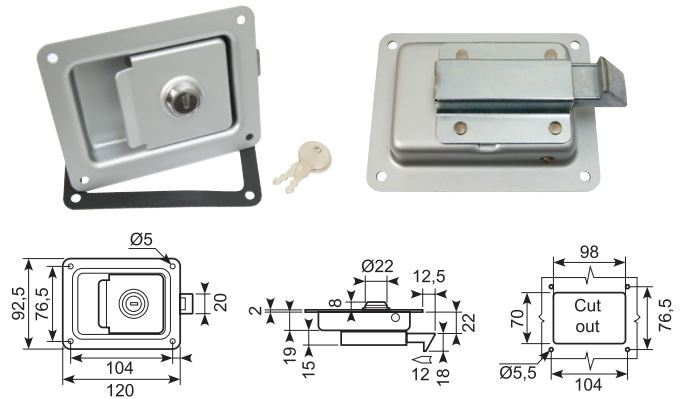
Build inn lock stainless ss304, 119x92 mm with stud bolts. Same key



15.539

**Sølv nanobelagt lås med nøgle.**

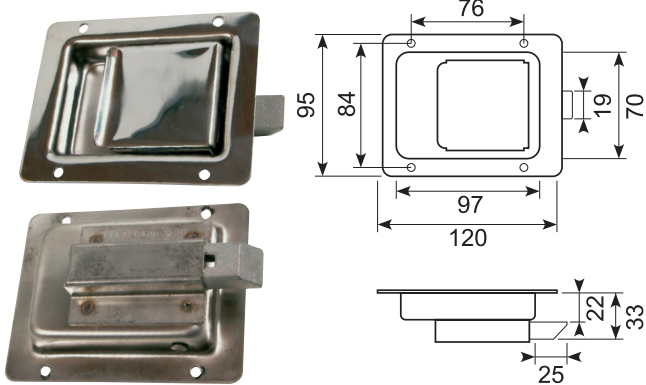
Silver nanopainted lock with key.



15.525

**Rustfrit indbygningsgreb uden lås.**

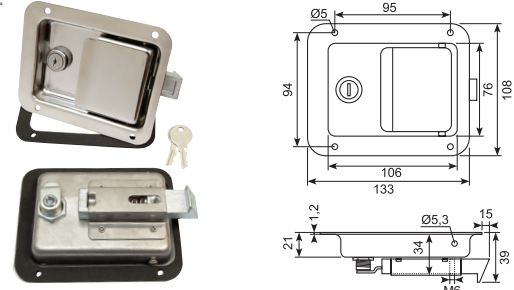
Stainless recessed handle, without lock.



15.532JS

**Rustfri indbygningslås med pakning. Eks. knop Kan åbnes indefra. Forskellige koder: CH501, CH502 og CH503.**

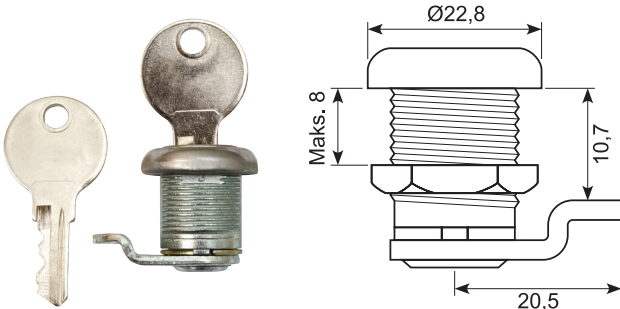
Stainless recessed lock with gasket. Without knob. Can be opened from the inside. Different codes: CH501, CH502 and CH503.



15.532JS-1, 15.532JS-2, 15.532JS-3

**Komplet nøglecylinder med tunge og møtrik. 3 varenumre med hver sin nøglekode. CH501, CH502 og CH503. Passer til 15.532JS og 15.535JS.**

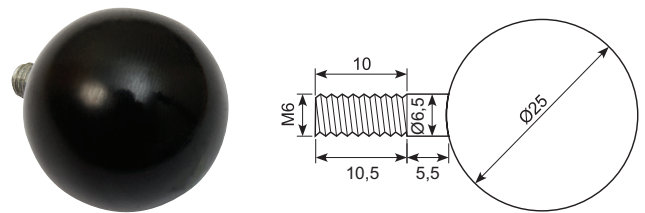
Tubular cam lock keys with 15.532JS and 15.535JS. 3 different key codes. Each code has a product number.



15.532JS-8

**Løs kugleknop med rustfri M6 gevind. Passer til 15.532JS, 15.535JS og 15.526JS**

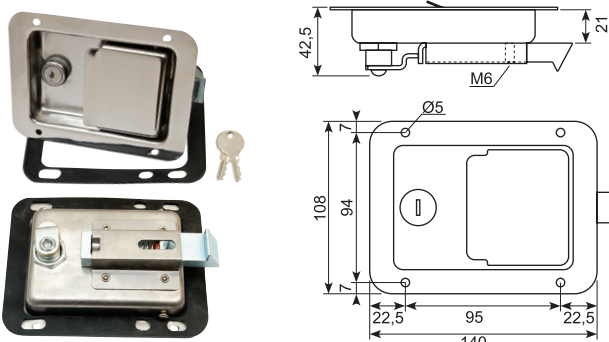
Knob with stainless M6 thread for 15.532JS, 15.535JS and 15.526JS



15.535JS

**Rustfri indbygningslås. Med pakning og nøgle CH501. Indvendig kuglegreb kan monteres.**


Stainless recessed lock, locking. With gasket and key CH501. Inside knob can be mounted.



15.535JS-9

**Løs pakning til 15.535JS.**

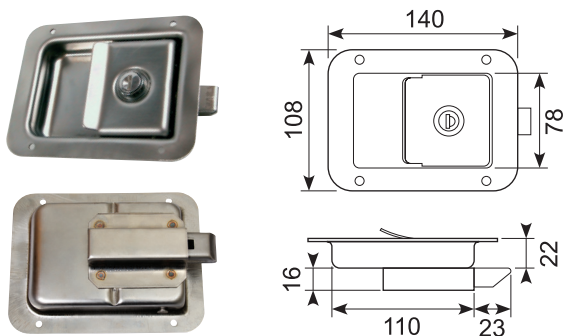
Gasket for 15.535JS.



15.535AS

**Aflåselig rustfri indbygningssmæklås uden indvendigt greb. Låsemekanik i galvaniseret jern. Inkl. 2 nøgler.**

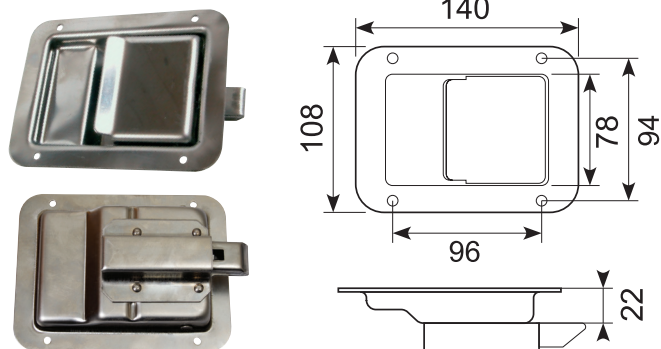
Stainless locking recessed slam lock. No interior release. Galvanized steel clamp plate. 2 keys included.



15.529S

**Rustfri indbygningsslås med vippegreb og underlag. Uden modhold og aflåsning.**


Stainless recessed lock with tilting grip and base. Without knob and lock.



15.531

**Lille dørlås til indbygning. Med vippegreb, greb og sort kunststofunderlag. Uden lås. El-galvaniseret jern.**


Non-locking small recessed lock. With tilting grip, knob and black moulded gasket. El-galvanized iron.



15.532

**Lille dørlås til indbygning med vippegreb. Med lås, greb, kunststofunderlag og 2 nøgler 64001. El-galvaniseret jern.**

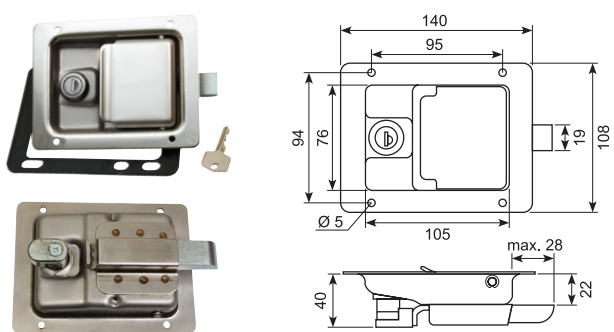
Small recessed lock with tilting grip. With lock, knob, black moulded gasket and 2 keys 64001. El-galvanized iron.



15.530SX

**Rustfri indbygningsslås med vippegreb og lås. Inkl. sort kunststofunderlag og 2 nøgler - FS880.**

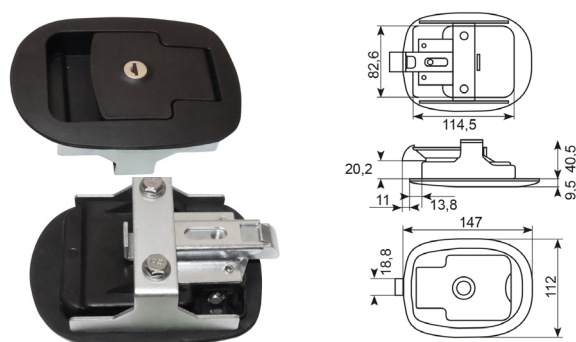
Stainless recessed lock with tilting grip and lock. Without knob. With black moulded gasket and 2 keys - FS880.



15.CH66023

**Indbygn.lås Nylon 147x112mm. Skjult montering med U-bøjle. Enslukkende**

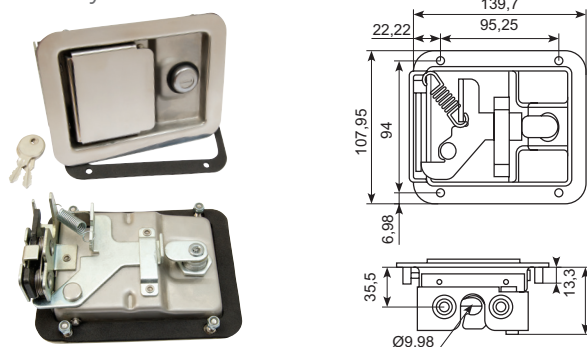
Build-in lock Nylon 147x112mm. Hidden mounting with U-piece. Same key



15.562JS

**Rustfri indbygningsslås med flad tunge og gevindbolte. Kliklukning. Nøglekode J204.**


Stainless recessed lock. With gasket, key, cam and threaded bolts. Key code J204.



15.562JS-1

**Løs nøglecylinder med 2 nøgler samt tunge og møtrik. Enslukkende.**

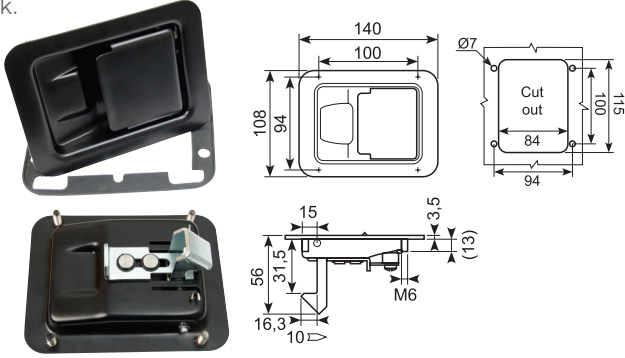
Tubular cam lock with 2 keys, cam, and nut. Same key code.



15.542

**Sort klaplås med indvendig montering. Uden nøgle. 31,5 mm hage.**

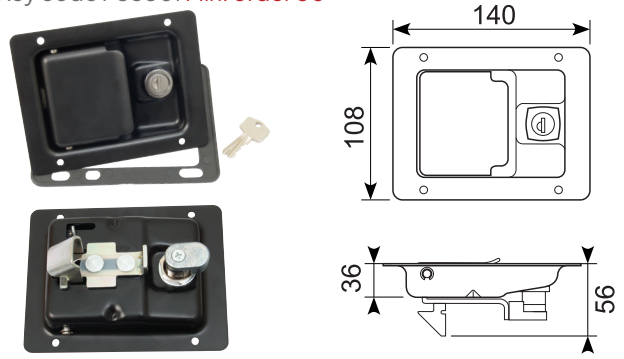
Black paddle latch with inside mounting. Without key. 31,5 mm hook.



15.540SS

**Rustfri sortlakeret klaplås med hage. Med underlag. Nøglekode FS880. Min. ordre: 50**

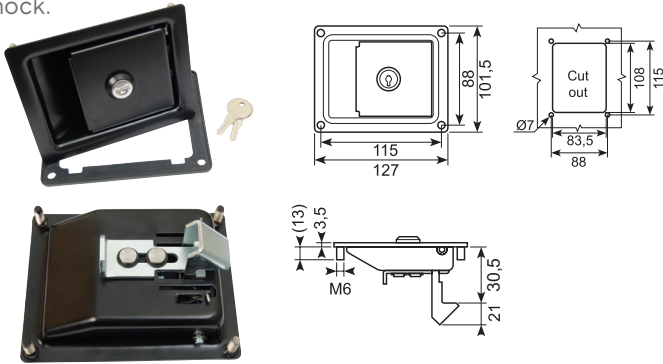
Black painted stainless paddle latch with hook. With support. Key code FS880. Min. order 50



15.543


**Sort klaplås med indvendig montering. Med nøgle. 30,5 mm hage.**

Black paddle latch with inside mounting. Incl. key. 30,5 mm hook.



# Låse- og hængseløsninger til generatorer

Vores låse og hængsler kan anvendes til mange forskellige formål, men bruges ofte, som her, til generatorer.



**15.580**

**Rustfri lås med vippegreb, 2 hagegribere, cylinderlås, shutter og beskytter.**

Stainless locking handle with tilting grip, 2 hook catchers, cylinder lock, shutter and cover.

**15.581**

**Rustfri lås med vippegreb og 2 hagegribere. Uden lås. Med bøjle til hængelås.**

Stainless locking handle with tilting grip and 2 hook catchers. Without lock. With fixture for padlock.

**15.580S**

**Gribplade til 15.580 og 15.581. Rustfrit stål 304.**

Striker plate for lock 15.580 and 15.581. Stainless steel 304.

**15.580U**

**Sort gummiunderlag. Dækker hele låsen.**

Black rubber base. Covers the entire lock.

**15.580UX**

**Sort gummiunderlag med "bælg-næse". Kan kun bruges sammen med specielle bagplader med større ovale huller.**

Black rubber base. For use only with special backplates with larger oval holes.

**15.580CX501**

**Nøglecylinderkit, enslukkende. Nøglekode CH501.**

Key cylinder kit. Same key code - CH501.

**15.580P**

**Plastikcover til lukkere. Passer kun til gammel låsecylinder. Ø31 mm.**

Cover for lock. Only fits old lock cylinder. Ø31 mm.

**15.580PS**

**Blødt plastikcover til nøglekit.**

Soft plastic cover for lock.

**15.580BJ**

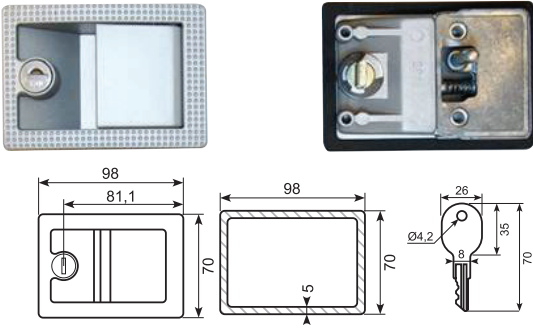
**Rustfri bagplade. For 15.580 og 15.581.**

Stainless back plate. For 15.580 and 15.581.

50.9398U-NEW

Zink/alloy søvlås for 25–35 mm dør – udvendig del. Med stor nøgle. Pakning inkl. 4 skruer (5 x 20).

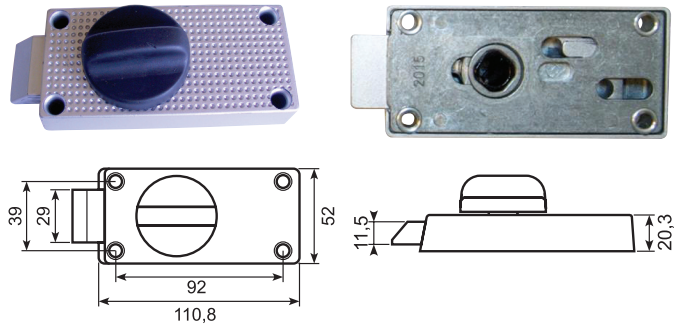
Zinc/alloy silver lock for 25–35 mm door – external part. With big key. Seal and 4 screws (5 x 20).



50.9398I

Zink/alloy søvlås med drejeknop – indvendig del. Inkl. 4 skruer.

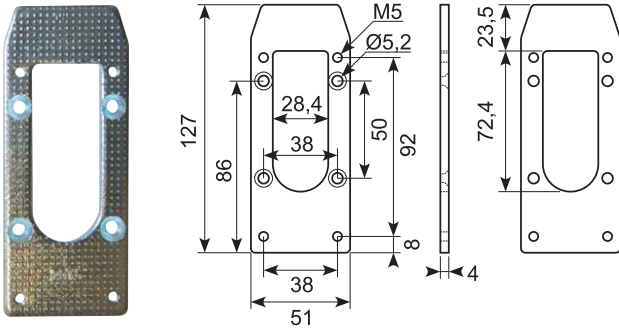
Zinc/alloy silver lock with turnknob – internal part. 4 screws included.



50.9398S-NEW

Mellemlade til søvlås. Stål modificeret. Tykkelse: 4 mm.

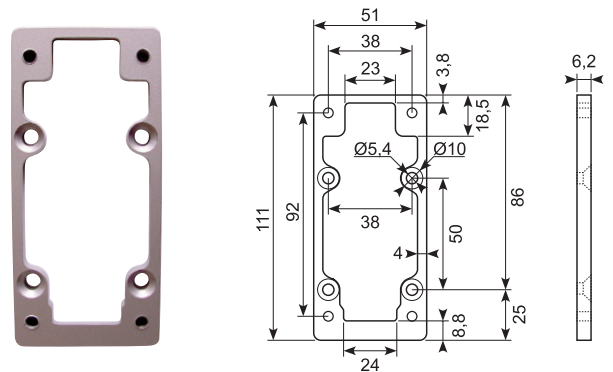
Intermediate plate for silver lock. Steel modified. Thickness: 4 mm.



50.9398JX-NEW

Mellemlade. til søvlås 50.9398I og 50.9398U-NEW.

Zinc alloy plate. For 50.9398I and 50.9398U-NEW.

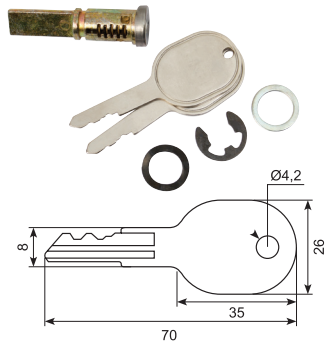


Nøglecylinder med nøgle Key cylinder with key

Nøglecylindersæt, MC kode. Lang tunge, skive og låsering. Med 2 nøgler i ring.

Key cylinder set, MC code. Long cam, disk and locking ring. With 2 keys.


Varenummer Item no.	Kode Code
50.9398-5MC1L	MC1
50.9398-5MC2L	MC2
50.9398-5MC3L	MC3
50.9398-5MC4L	MC4
50.9398-5MC5L	MC5



50.9398-2

Reservepakning til 50.9398U-NEW.

Seal for lock 50.9398U-NEW.

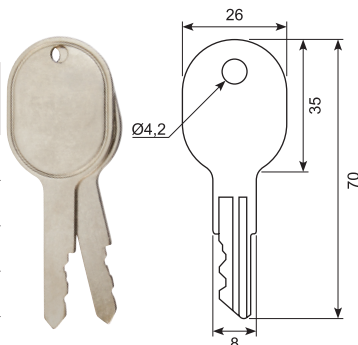


Løse nøgler, lang

2 løse nøgler. MC kode.

2 loose spare keys. MC code.

Varenummer Item no.	Kode Code
50.9398-1MC1L	MC1
50.9398-1MC2L	MC2
50.9398-1MC3L	MC3
50.9398-1MC4L	MC4
50.9398-1MC5L	MC5



50.9398-3

Plastforlænger til flad bagplade. Øger dørtykkelse med 10 mm.

Extension part for flat latch back plate. Increases door thickness by 10 mm.



50.9398-4

Lang låsetap til dørlås 50.9398U. Øger dørtykkelse fra 30 mm til 44 mm.

Long pin for door lock 50.9398U. Increases door thickness from 30 mm to 44 mm.



<p style="text-align: center;"><b>15.414</b></p> <p><b>Grålakeret bundplade 3340.</b> Til 15.411 og 15.412.</p> <p>Grey lacquered baseplate No. 3340. For 15.411 and 15.412.</p>	<p style="text-align: center;"><b>15.440</b></p> <p><b>Komplet smæklås til indbygning.</b> * Sortlakeret metal. Inkl. 2 nøgler. Enslukkende kode MC1.</p> <p>Complete interior slam lock. Black painted steel. 2 keys included, same key code MC1.</p>	<p style="text-align: center;"><b>15.402S</b></p> <p><b>Sortlakeret indvendig lås med håndtag.</b> * Højre / venstre. Kan ikke låses. Passer til 15.403.</p> <p>Black painted interior lock with handle. RH / LH. Non-locking. Fits 15.403.</p>
--	--	---

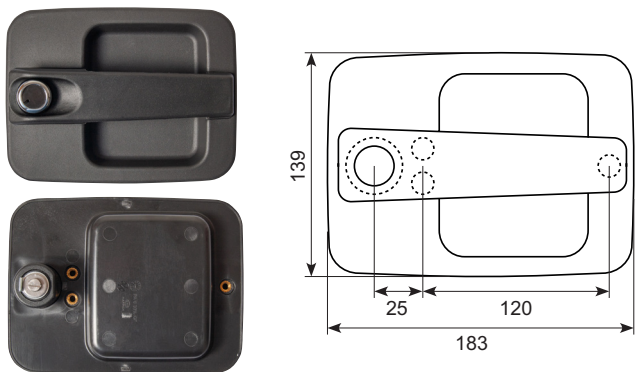
<p style="text-align: center;"><b>15.411</b></p> <p><b>Blokerbar indvendig lås med håndtag, venstre.</b> Passer til 15.413A.</p> <p>Blockable interior lock, LH. Fits 15.413A.</p>	<p style="text-align: center;"><b>15.412</b></p> <p><b>Indvendig lås med håndtag, højre.</b> Passer til 15.413A.</p> <p>Internal lock with handle, RH. Fits 15.413A.</p>	<p style="text-align: center;"><b>15.403S</b></p> <p><b>Sortlakeret udvendig låsehåndtag med vippegreb og 2 nøgler.</b> *</p> <p>Exterior locking handle with toggle grip and 2 keys. Black painted.</p>
--	--	--

<p style="text-align: center;"><b>15.413A</b></p> <p><b>Grålakeret udvendig låsehåndtag med vippegreb.</b> Inkl. 2 nøgler. Passer til 15.411 og 15.412.</p> <p>Grey painted caraloc exterior locking handle with toggle grip. Incl. 2 keys. Fits 15.411 og 15.412.</p>	<p style="text-align: center;"><b>15.417</b></p> <p><b>Sortlakeret udvendig låsehåndtag med vippegreb.</b> *</p> <p>Black powder-coated exterior locking handle with toggle grip and 2 keys.</p>
--	--

15.6000653

**Udvendig håndtag, sort. PA 6, UV-beständig.**

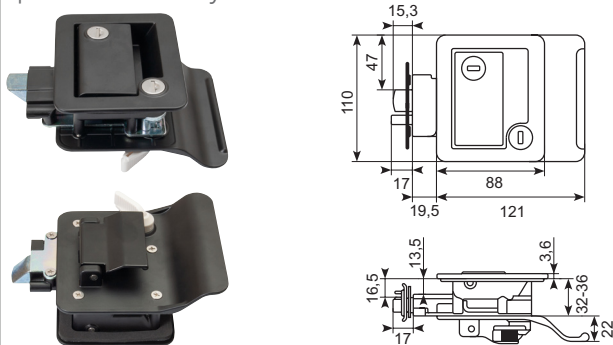
Exterior black handle. PA 6, UV resistant.



50.12136

**Camper lås, komplet med 4 nøgler, skruer og monteringsplade. Forskellige nøglekoder.**

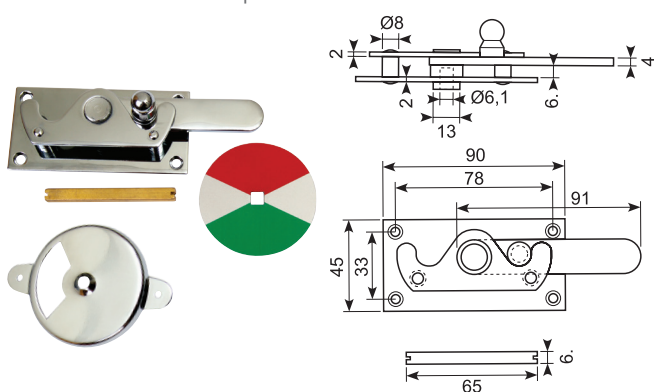
Camper lock, complete with 4 keys, screws and mounting plate. Different key codes.



50.15144

**Toiletlås i forniklet messing.**


Toilet door lock. Nickel-plated brass.



50.10202XS / 50.10202SS

**Alu-toiletlås til indbygning. Komplet sæt. Stift 20 mm længere. Stålstift, plade og plast.**

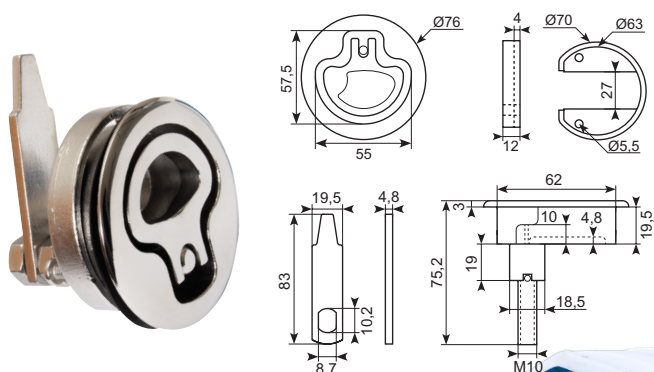
Aluminium toilet door lock for installation. Complete set. Pin 20 mm longer. Steel pin, plate and plastic.



50.331229

**Indbygningslukker med tunge. SS316. Med 12 mm skål/bagplade.**

Recessed lock with cam. SS316. With 12 mm backplate.



# Andre låse kan leveres på bestilling

I kataloget finder du et udvalg af vores indbygningslåse, men vi kan skaffe mange andre modeller som bl.a. dem, du kan se nedenfor. Ring eller skriv til os, hvis du ikke fandt hvad du søgte, så finder vi en løsning til dig.

[bibus@bibus.dk](mailto:bibus@bibus.dk) | +45 75 88 21 22

In this catalogue you will find a small selection of our recessed locks. But we can provide many other models, such as the ones you see below. If you didn't find what you were looking for, contact us and we will find a solution for you.

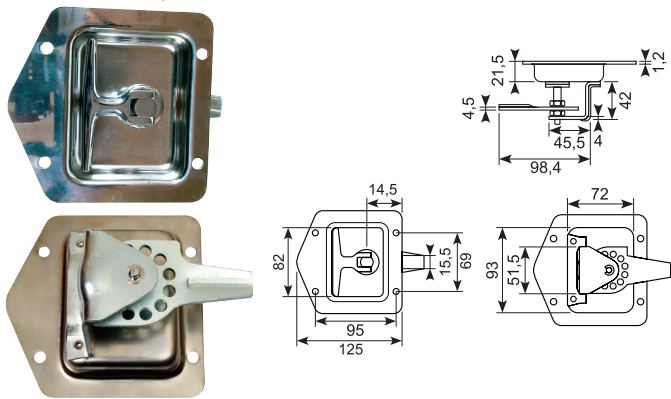
[bibus@bibus.dk](mailto:bibus@bibus.dk) | +45 75 88 21 22



15.559J

**Rustfrit T-drop greb i skål. Uden lås. Poleret stål.**

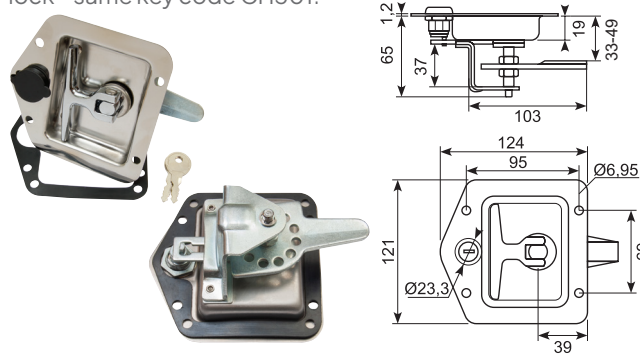
Stainless T-drop handle. Without lock. Polished steel.



15.560JS

**Rustfrit T-drop greb i skål. Alloy håndtag. Med underlag/pakning og lås - ens nøglekode CH501.**

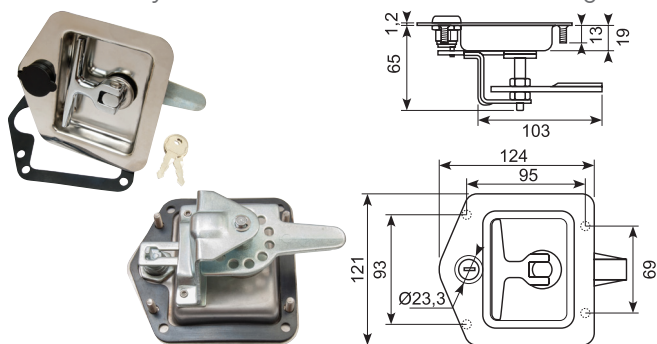
Stainless T-drop in bowl. Alloy handle. With base and lock - same key code CH501.



15.561JS

**Rustfrit T-drop greb i skål. Alloy håndtag. Med lås - nøglekode J204. Gevindbolte til montering.**

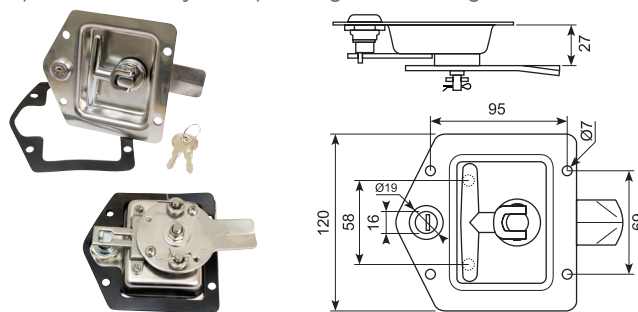
Stainless T-drop in bowl. Alloy handle. With lock - key code J204. Threaded bolts for mounting.



15.550X

**Rustfri T-droplås med flad og rustfri tunge. 3-punktslås. 2 nøgler og pakning. Universal højre/venstre.**

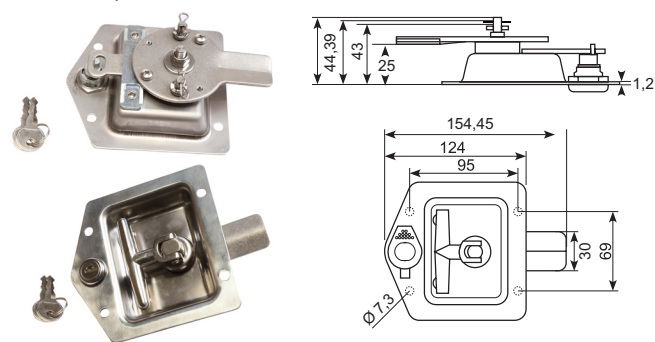
Stainless steel T-drop lock with flat an stainless cam. 3-point lock. 2 keys and packing. Universal right/left.



15.550XA

**Rustfri T-Droplås. Enslukkende Inkl. Pakning uden nøglecover Med Rustfri T-Stykke (ikke som de normale forkrømede).**

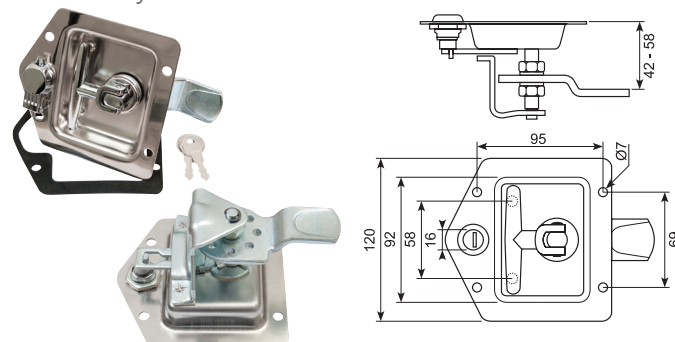
Stainless steel T-drop lock. Same key code. Incl. gasket, without key cover



15.551X

**Rustfri T-droplås. Enslukkende. Inkl. pakning og støbt nøglecover.**

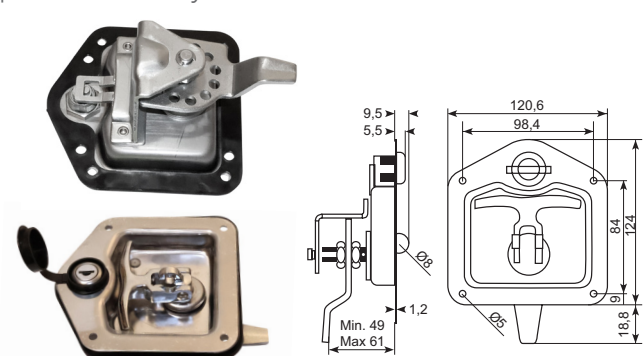
Stainless steel T-drop lock. Same key code. Incl. gasket and moulded key cover.



15.563J

**Rustfri T-drop lås med øje til hængelås**

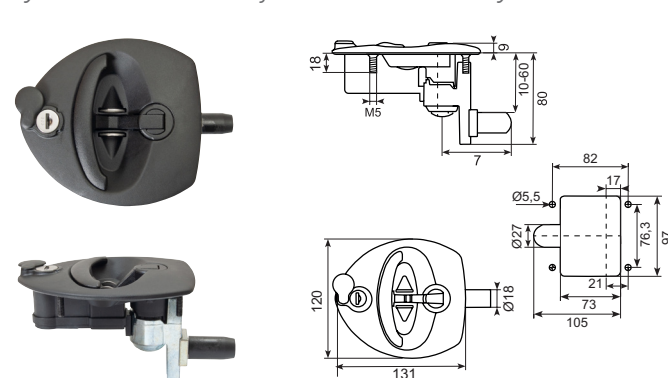
Stainless T-drop lock for key and padlock. Same key code



50.12374X

**Enslukkende nylon T-gred. Med justerbar rulletunge. Inkl. 2 nøgler.**

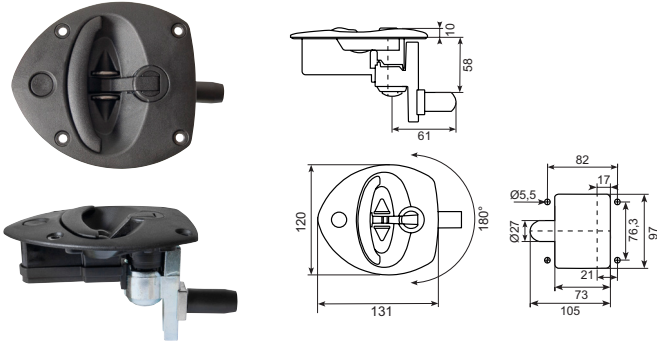
Nylon T-handle. With adjustable cam. Incl. 2 keys.



50.12374A

Sort T-greb uden lås. Nylon PA6. 180° rotation.  
Med justerbar rulletunge. **Min. ordre: 51 stk.**


Black T-handle without lock. Nylon PA6. 180° rotation.  
With adjustable roller cam. **Min. order: 51 pcs.**



15.560JS-1

Komplet nøglecylinder med tunge og møtrik. Nøglekode J204.  
Passer til 15.560JS og 15.561JS.

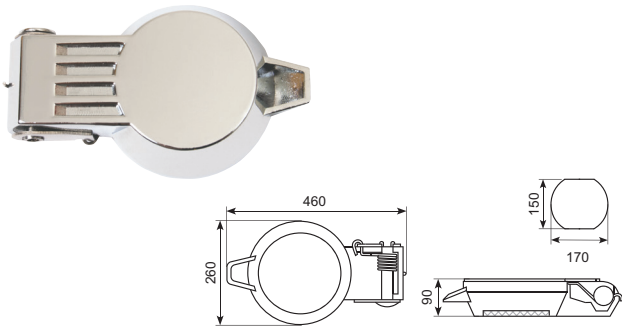
Key cylinder with keys, cam and threaded bolt. Keycode J204.  
Fits 15.560JS and 15.561JS.



15.551X-1

Krom nøglecover til 15.551X.

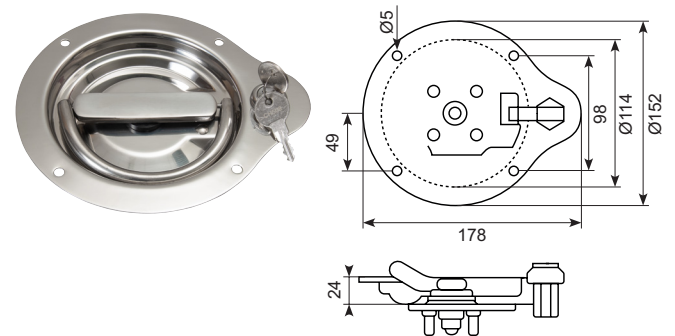
Chrome keycover for 15.551X.



50.12133SS

Rustfri drejelås.

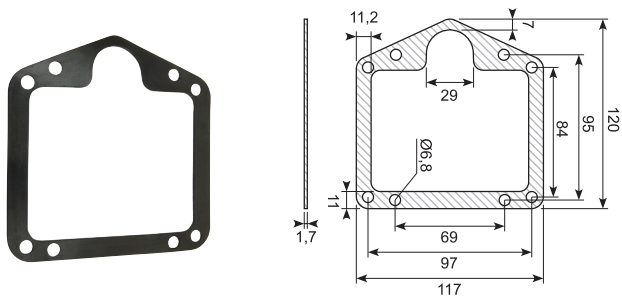
Turn lock, stainless steel.



15.560JS-9

Gummipakning til 15.560JS og 15.561JS.

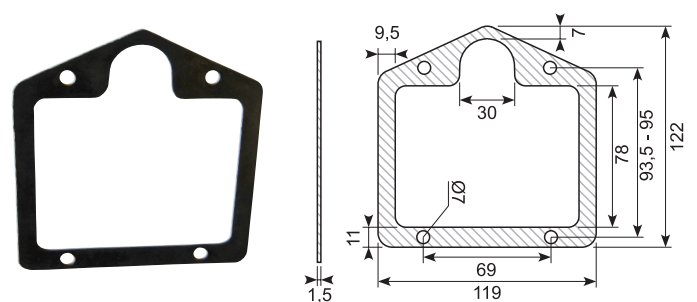
Gasket for 15.560JS and 15.561JS.




15.560UJ

Underlag til bl.a. 15.559J.

Seal for, among others, 15.559J.



Komplet system med stang og føring



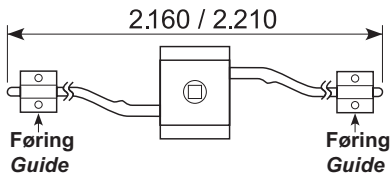
● Godt køb Best buy

25

## 16.224HX

Stanglås til 8 mm stift, højre.  
Galvaniseret jern. Med firkantet  
midterlås. Komplet sæt indeholder:  
låseplade, 2 stænger og 2 føringer.  
Ekstra føringer: 16.224HX-R

2-way rod latch, RH. Galvanized iron.  
Set includes: locking plate, 2 rods and  
2 guides. Extra guides: 16.224HX-R

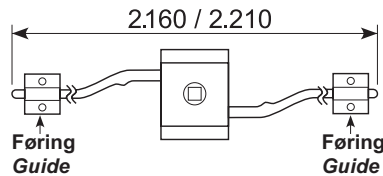


Stænger: Ø 10 mm

## 16.224VX

Stanglås til 8 mm stift, venstre.  
Galvaniseret jern. Med firkantet  
midterlås. Komplet sæt indeholder:  
låseplade, 2 stænger og 2 føringer.  
Ekstra føringer: 16.224HX-R

2-way rod latch, LH. Galvanized iron.  
Set includes: locking plate, 2 rods and  
2 guides. *Extra guides: 16.224HX-R*

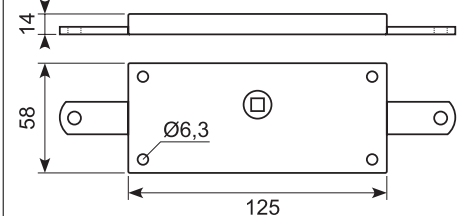


Stænger: Ø 10 mm

## 16.256

Galvaniseret midterlås med lukket  
kasse, venstre. Til 8 mm stift.

Bolt lock, LH. Galvanized steel.  
For 8 mm pin.



## 16.221

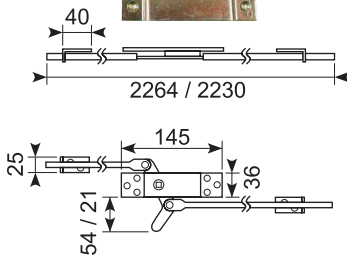

Komplet 3-vejs stanglås, højre. \*

Inkl. føringer og holdeplader.

Min. ordre: 50

Complete 3-way rod latch, RH.  
Guides and keeper plate included.

Min. order: 50



Stænger: Ø 10 mm  
Total længde: 2000 mm

## 16.222

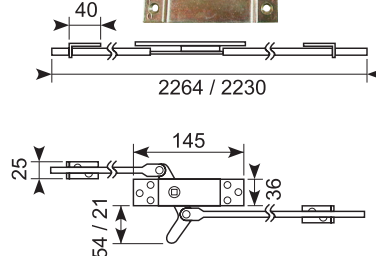
Komplet 3-vejs stanglås, venstre. \*

Inkl. føringer og holdeplader.

Min. ordre: 50

Complete 3-way rod latch, LH.  
Guides and keeper plate included.

Min. order: 50

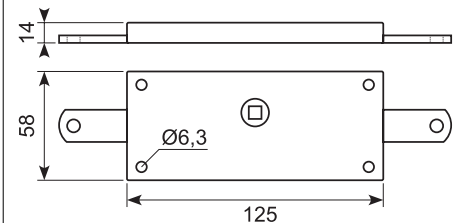


Stænger: Ø 10 mm  
Total længde: 2000 mm

## 16.257

Galvaniseret midterlås med lukket  
kasse, højre. Til 8 mm stift.

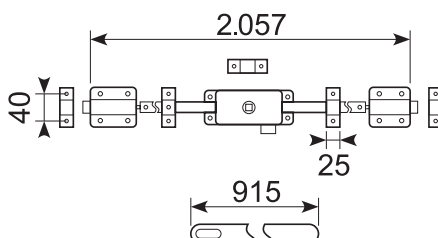
Bolt lock, RH. Galvanized steel.  
For 8 mm pin.



## 16.226

3-punkt stanglås til 8 mm stift,  
højre. Galvaniseret jern. Indeholder:  
låseplade med tungelås samt låseblik,  
2 stænger med styr og 2 snaplåse  
med endebeslag.

3-way rod latch for 8 mm pin, RH.  
Galvanized steel. Including: guides,  
strikers, rivets and wave washers.




## 15.424R

Drejelås med 2  
forbindelsesstænger, højre. ●

580 + 705 mm. Åbnes med urets  
retning. 100 x 88 x 25 mm.

Turn lock with 2 connection pins, RH.  
580 + 705 mm. Opens clockwise.  
100 x 88 x 25 mm.




## 15.424L

Drejelås med 2  
forbindelsesstænger, venstre. ●

580 + 705 mm. Åbnes mod urets  
retning. 100 x 88 x 25 mm.

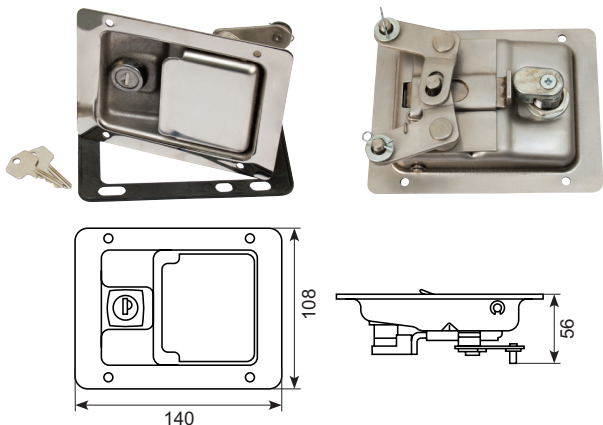
Turn lock with 2 connection  
pins, LH. 580 + 705 mm. Opens  
counterclockwise. 100 x 88 x 25 mm.



16.216MR

Låsbar rustfri 2-vejs indbygningslås (kun låsen).  
Med FS880 nøgle. Min. ordre: 50 stk. \*

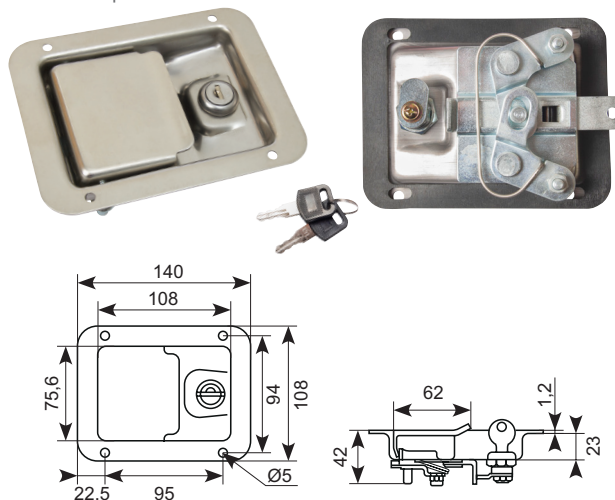
Lockable stainless 2-way recessed lock (lock only).  
With FS880 keys. Min. order: 50 pcs.



16.216MRJ

Rustfri 2-vejs indbygningslås. 140 x 108. SY501. ●

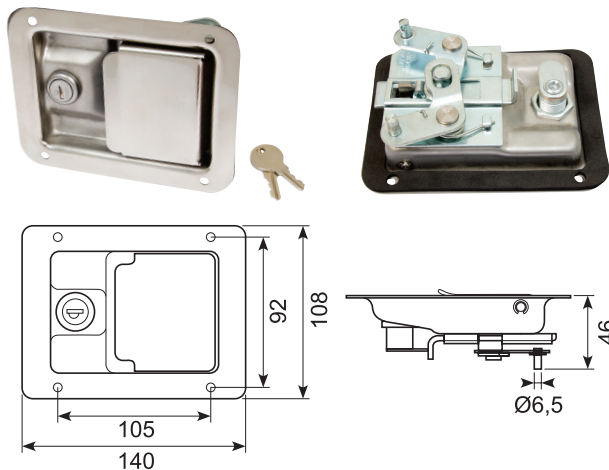
Stainless 2-point lock. 140 x 108. SY501.



16.216MRJX

Rustfri 3-punkts lås. Min. ordre: 500 stk. ●


Stainless 3-point lock. Min. order: 500 pcs. \*



16.216ST

Stang til 16.216MRJ. Afkortet  
længde og bor hul.  
Længde 915mm. 12x3mm  
ovalt hul

Linkage bar for 16.216MRJ.  
Shorten length and drill hole.  
Length: 915 mm.  
12x3mm oval hole.




16.216U

Underlag til 16.216.

Moulded gasket for paddle  
16.216.


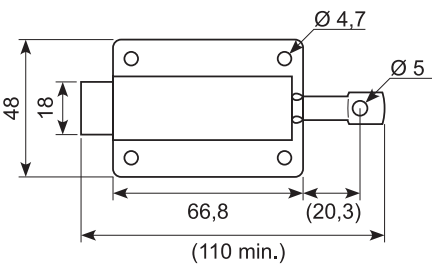


# Komplet system med stang og snaplås



**16.216SJ**


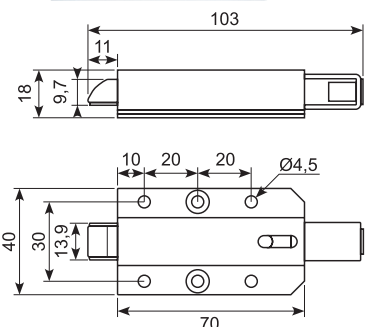
**Galvaniseret snaplås.**  
Galvanized spring catch.

Technical drawing showing dimensions: 48, 18, 66,8, (110 min.), Ø 4,7, Ø 5, (20,3).

**16.207**


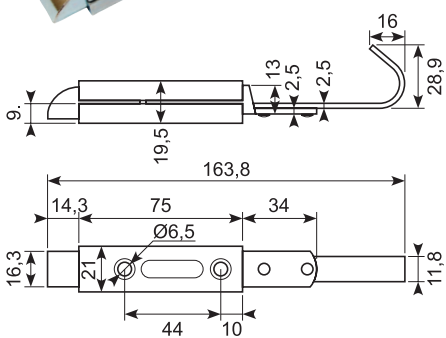
**Galvaniseret skydelås. Rustfri bæjle med nylontunge. 40 x 70 mm plade.**  
Galvanized sliding latch. Stainless steel hanger with nylon tongue. 40 x 70 mm plate.

Technical drawing showing dimensions: 103, 18, 9,7, 11, 40, 30, 13,9, 70, 10, 20, 20, Ø 4,5.

**16.203J**


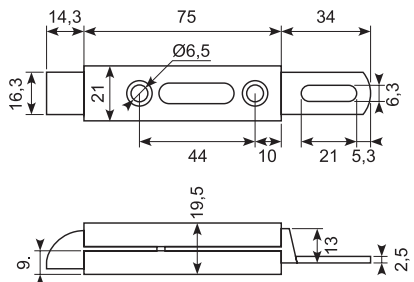
**Galvaniseret snaplås med krog.**  
Galvanized spring catch with hook.

Technical drawing showing dimensions: 9, 16, 13, 2,5, 2,5, 28,9, 163,8, 14,3, 75, 34, Ø 6,5, 16,3, 21, 44, 10, 11,8.

**16.213J**


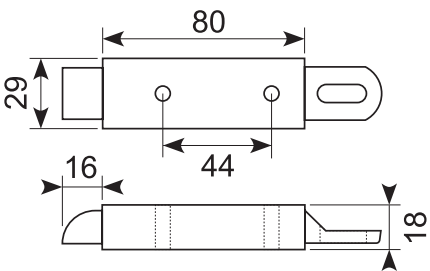
**Galvaniseret snaplås. Støbt massiv næse. Kan skaffes i rustfri: 16.213SS: min. ordre: 1.000 stk.**  
Galvanized spring catch. Casted massive nose. Available in stainless steel: 16.213SS : min. order: 1.000 pcs.

Technical drawing showing dimensions: 14,3, 75, 34, 16,3, 21, Ø 6,5, 6,3, 44, 10, 21, 5,3, 9, 19,5, 13, 2,5.

**16.214**


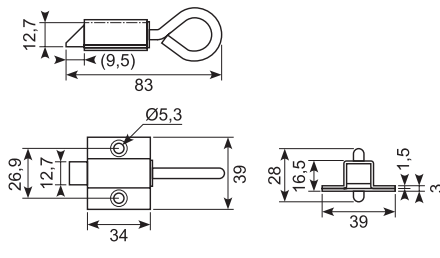
**Sort kunststof snaplås.**  
Moulded spring catch. Black synthetic material.

Technical drawing showing dimensions: 80, 29, 16, 44, 18.

**16.204**


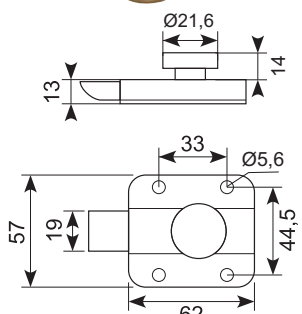
**Galvaniseret skydelås.**  
Galvanized latch.

Technical drawing showing dimensions: 12,7, 83, (9,5), Ø 5,3, 26,9, 12,7, 34, 39, 28, 16,5, 39, 1,5, 3.

**16.205X**


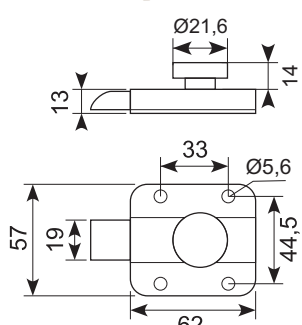
**Galvaniseret snaplås med omvendt gæk.**  
Galvanized top-knob spring catch, nose-up.

Technical drawing showing dimensions: Ø 21,6, 14, 13, 33, Ø 5,6, 57, 19, 44,5, 62.

**16.205**

**Galvaniseret snaplås med knop.**  
Galvanized top-knob spring catch, nose-down.

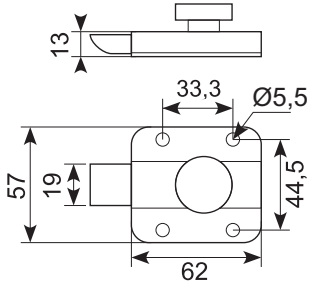



Technical drawing showing dimensions: Ø 21,6, 14, 13, 33, Ø 5,6, 57, 19, 44,5, 62.

16.205XR

**Rustfri snaplås med omvendt gæk.**

Stainless top-knob spring catch, nose-up.

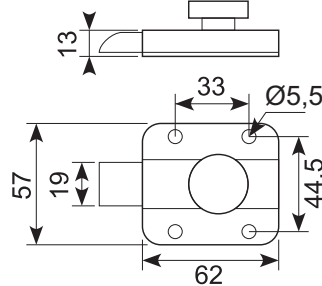


16.205R

**Rustfri snaplås med knop.**

**Min. ordre: 50 stk.**

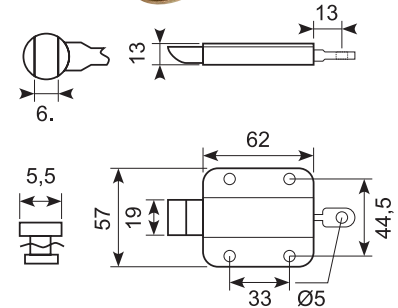

Stainless spring catch with knob.  
**Min. order: 50 pcs.**



16.216S

**Snarlås til 16.216MR/MRjX.**  
**"Nose down". Quick fit pull.**

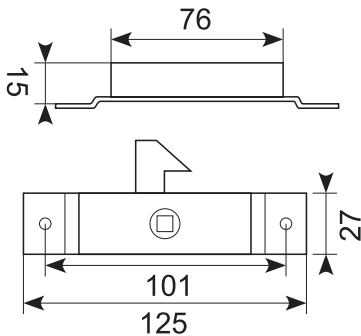

Spring catch for 16.216MR/MRjX.  
"Nose-down". Quick-fit pull.



16.179

**Galvaniseret hagelås, venstre.**  
**Til 8 mm stift.**

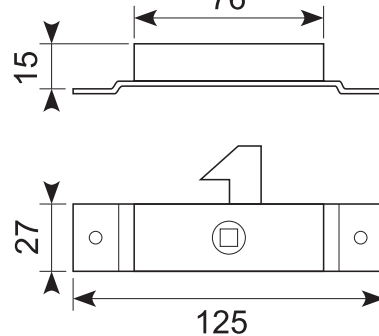

Galvanized budget latch, LH.  
For 8 mm pin.



16.180

**Galvaniseret hagelås, højre.**  
**Til 8 mm stift.**

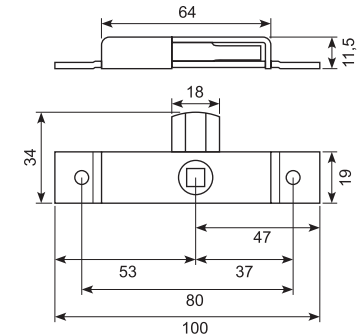

Galvanized budget latch, RH.  
For 8 mm pin.



16.101J

**Dørlås. 7 mm FK. 4 - 8 micron.**  
**Se også 16.101JSS.**

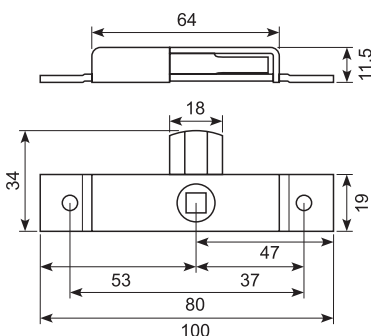
Door lock. 7 mm FK. 4 - 8 micron.  
**See also 16.101JSS.**



16.101JSS

**Dørlås. 7 mm FK. Rustfri SS304**  
**og zink cam.**

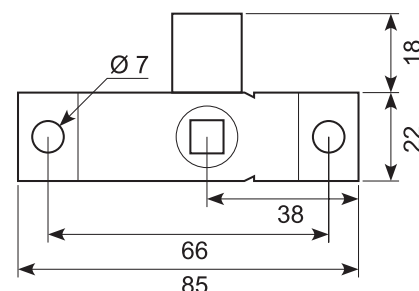
Door lock. 7 mm FK. Stainless SS304  
and zinc cam.



16.100R

**Rustfri tungelås til 8 mm stift.**

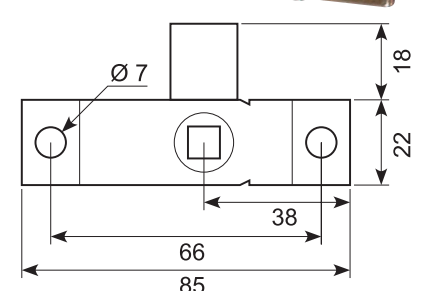
Stainless latch lock for 8 mm pin.



16.100X

**Tungelås til 8 mm stift.**  
**Galvaniseret stål med ståltunge.**

Galvanized latch lock with steel cam.  
For 8 mm pin.



**16.102**

**Galvaniseret tungelås til 8 mm stift.**  
Galvanized latch lock for 8 mm pin.

**16.103**

**Galvaniseret tungelås, venstre. Til 8 mm stift.**  
Galvanized latch lock, LH. For 8 mm pin.

**16.104**

**Galvaniseret tungelås, højre. Til 8 mm stift.**  
Galvanized latch lock, RH. For 8 mm pin.

**50.064110**

**Galvaniseret dørlås. Til 8 mm stift.** ●  
Galvanized door lock. For 8 mm pin.

**50.064120**

**Galvaniseret dørlås. Aluminium tunge. Til 8 mm stift.** ●  
Galvanized door lock. Aluminium cam. For 8 mm pin.

**50.064130**

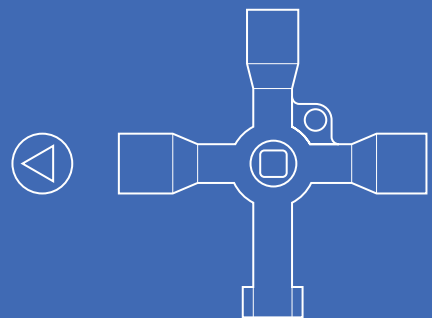
**Galvaniseret dørlås til 8 mm stift.** ●  
Galvanized door lock. For 8 mm pin.

## Systemlåse

*- den åbner de fleste døre på din vej*

I vores program finder du forskellige udgaver – det kan være ovennævnte tungelåse – kabinet låse – stanglåse og selvfølgelig kvartomdrejningslåse.

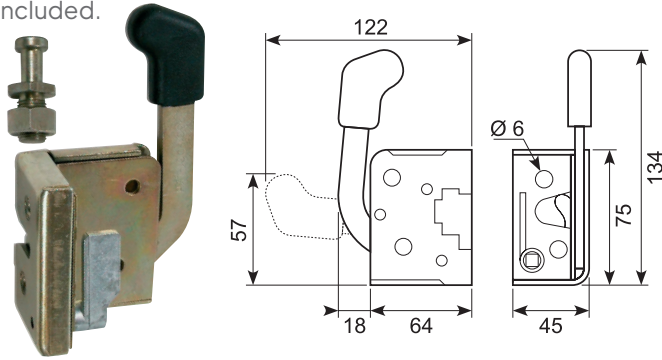
De fås med flere låse indsatser – spørg os hvis du mangler lige netop din kombination...



10.483

**El-galvaniseret kabinelås med håndtag, venstre.**  
Inkl. låsebolt

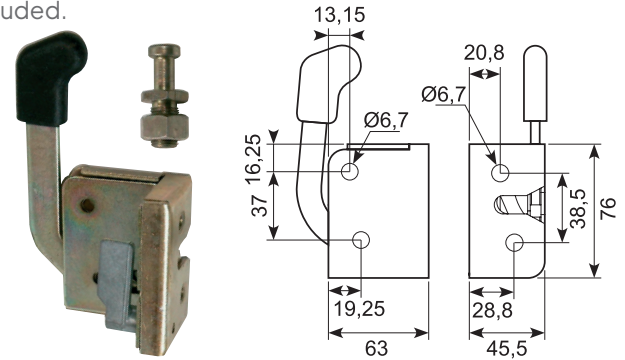
Electro-galvanized cabinet lock with handle, LH. Striker included.



10.484

**El-galvaniseret kabinelås med håndtag, højre.**  
Inkl. låsebolt.

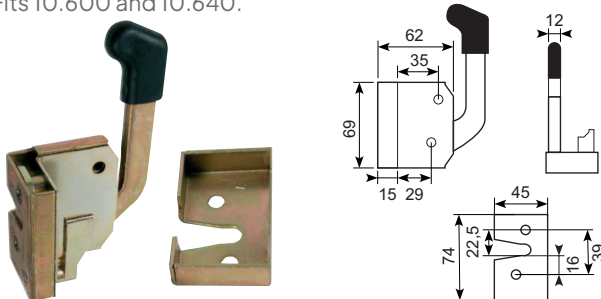
Electro-galvanized cabinet lock with handle, RH. Striker included.



15.513

**El-galvaniseret indvendig dørlås uden sikring, venstre.**  
Til små og medium døre. PVC håndtag.  
Passer til 10.600 og 10.640.

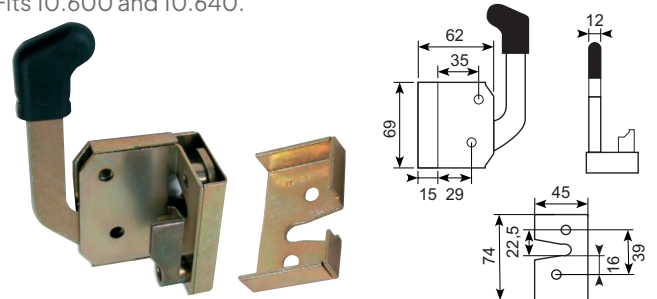
Electro-galvanized internal door lock without safety device, LH. For small to medium doors. With PVC-handle. Fits 10.600 and 10.640.



15.514

**El-galvaniseret indvendig dørlås uden sikring, højre.**  
Til små og medium døre. PVC håndtag.  
Passer til 10.600 og 10.640.

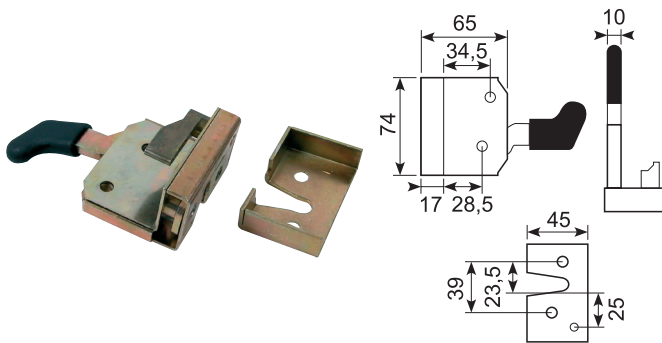
Electro-galvanized internal door lock without safety device, RH. For small to medium doors. With PVC-handle. Fits 10.600 and 10.640.



15.509

**El-galvaniseret indvendig dørlås uden sikring, venstre.** PVC håndtag. Til små og medium døre. Passer til 10.600.


Electro-galvanized internal door lock without safety device, LH. For small to medium doors. Fits 10.600.



15.510

**El-galvaniseret indvendig dørlås uden sikring, højre.** PVC håndtag. Til små og medium døre. Passer til 10.600.

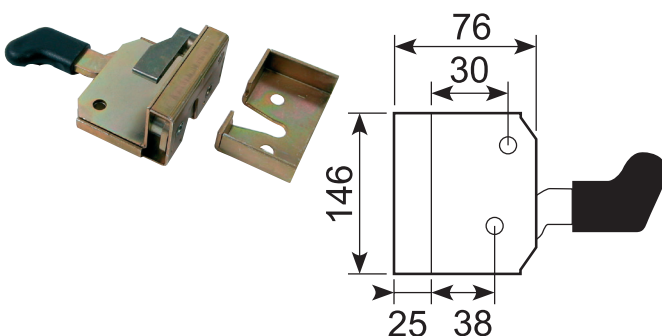
Electro-galvanized internal door lock without safety device, RH. For small to medium doors. Fits 10.600.



15.517

**El-galvaniseret indvendig dørlås med sikring, venstre.** PVC håndtag. Passer til 10.600 og 10.640.

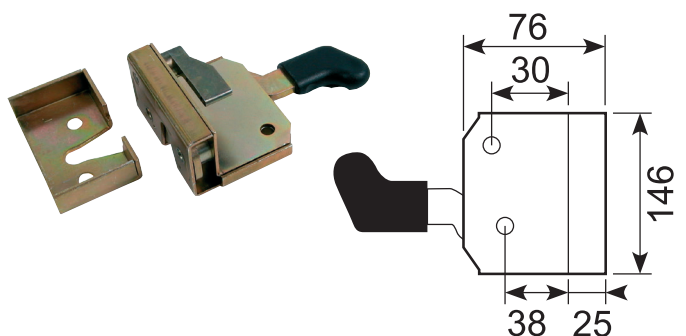
Electro-galvanized internal door lock with safety device, LH. Fits 10.600 and 10.640.



15.519

**El-galvaniseret indvendig dørlås med sikring, højre.** PVC håndtag. Passer til 10.600 og 10.640.

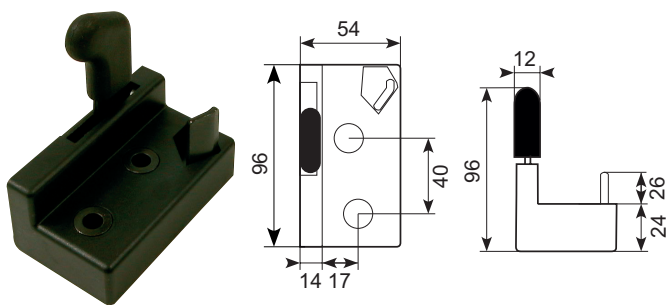
Electro-galvanized internal door lock with safety device, RH. Fits 10.600 and 10.640.



15.501

El-galvaniseret indvendig dørlås uden sikring, venstre. Passer til 10.600.

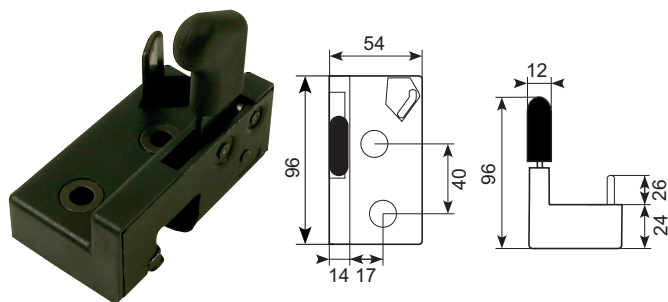
Electro-galvanized internal door lock, LH. No safety device. Fits 10.600.



15.502

El-galvaniseret indvendig dørlås uden sikring, højre. Passer til 10.600. Min. ordre: 24


Electro-galvanized internal door lock, RH. No safety device. Fits 10.600. Min. order: 24



15.527

Galvaniseret indvendig lås med udløser, venstre. Med sort plastafdækning og plastbetrukket håndtag. Passer til 15.417. Min. ordre: 25


Galvanized internal door lock with release, LH. With black plastic cover and plastic covered handle. Fits 15.417. Min. order: 25



15.528

Galvaniseret indvendig lås med udløser, højre. Galvaniseret jern med sort plastafdækning og plastbetrukket håndtag. Passer til 15.417. Min. ordre: 25

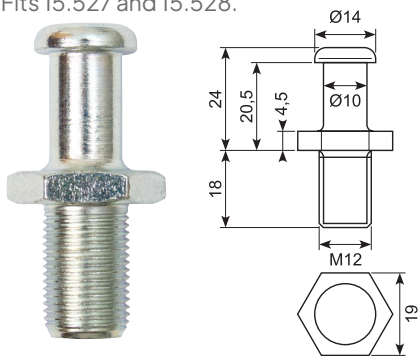
Galvanized internal door lock with release, RH. With black plastic cover and plastic covered handle. Fits 15.417. Min. order: 25



22.300

Galvaniseret låsebolt. Passer til 15.527 og 15.528.

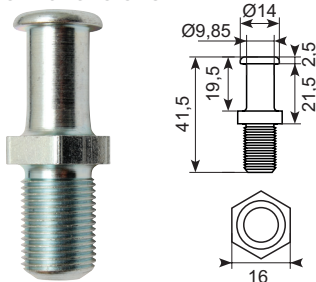
Galvanized lock bolt. Fits 15.527 and 15.528.



22.312

Galvaniseret låsebolt. Bolt: Ø9,85. Gevind: M12 x 1. Passer til 15.527 og 15.528.

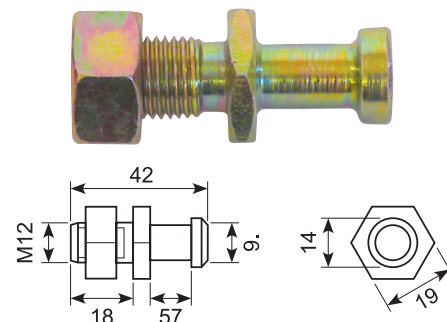
Galvanized lock bolt. Bolt: Ø9,85. Thread: M12 x 1. Fits 15.527 and 15.528.



22.315

Låsebolt til 10.483 og 10.484. 18/42 mm.


Locking bolt 18/42 mm for 10.483 and 10.484.



22.301

Gevindplade for låsebolt. Gevind: 12 mm. Passer til 22.312.

Threaded plate for lock bolt. Thread: 12 mm. Fits 22.312.



22.302

Beskyttelsesbøjle til 22.300. Protective bracket for 22.300.



22.303

Galvaniseret skive. 12,5 x 30 mm. Min. ordre: 100

Galvanized washer. 12,5 x 30 mm. Min. order: 100



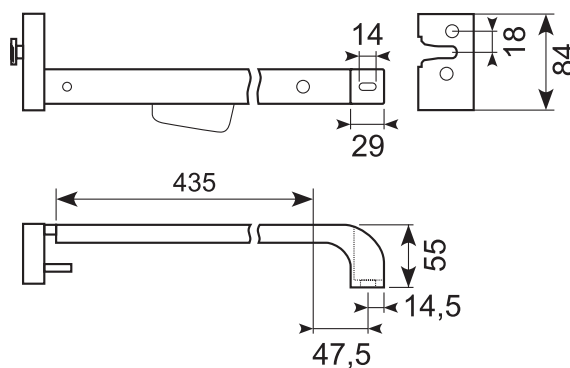
**Komplet bøjlegreb uden sikring, venstre. Sortlakeret metalhåndtag med trykdøser.**

Anvendes til bl.a. truckdøre. Højre model: 23.334.

Min. ordre 20 stk.

Complete grab rail without safety device, LH. Black metal handle with pressure release. Used for e.g. forklift truck doors. RH version: 23.334.

Min. order 20 pcs.



23.333 Venstre - rørlængde 435 mm

23.334 Højre - rørlængde 435 mm


23.336 Højre - rørlængde 700 mm \*

23.337 Venstre - rørlængde 700 mm \*

## 23.333B

**Pladeafdækning for bøjlegreb 23.333. Højre model: 23.334B.**

Plate covering for grab handle 23.333. RH version: 23.334B.



## 23.341

**Plastafdækning til endestykke.**

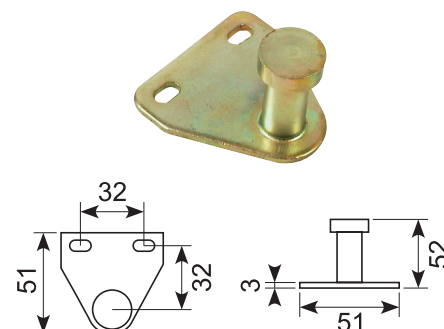
Plastic cover for cab door latch.



## 16.215T

**Gribebøjle. Gul forzinkning.**

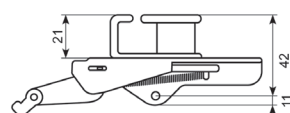
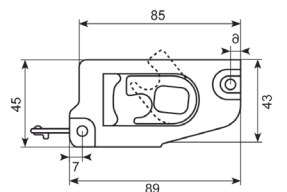
Pin striker. Yellow zinc plated.



## 15.66940

**Galvaniseret lås til sidelåger, højre.**

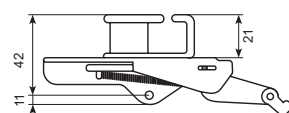
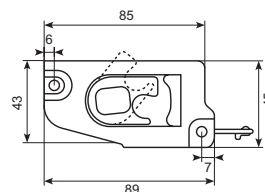
Galvanized forked lock for side gate, RH.



## 15.51700

**Galvaniseret lås til sidelåger, venstre.**

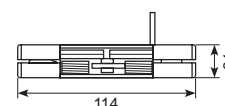
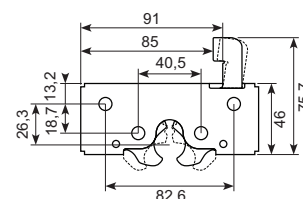

Galvanized forked lock for side gate, LH.



## 16.215J

**Galvaniseret motorrumslås. Heavy duty.**

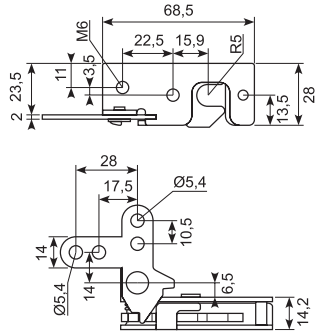

Galvanized engine compartment lock. Heavy duty.



15.497

**Galvaniseret lås.**

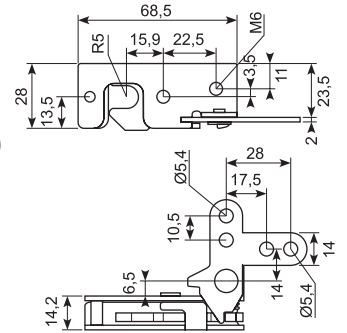

Galvanized lock.



15.498

**Galvaniseret lås.**

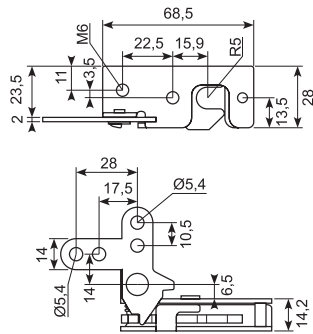

Galvanized lock.



15.488

**Galvaniseret lås.**

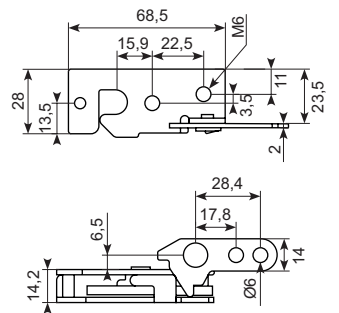

Galvanized lock.



15.489

**Galvaniseret lås.**

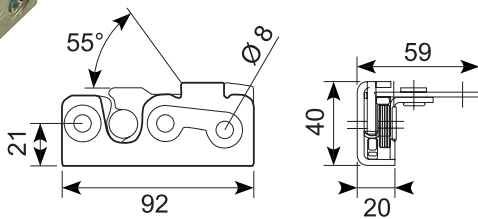

Galvanized lock.



15.492

**Galvaniseret indvendig traktorlås, højre.**  
Kan anvendes med 2 håndtag.

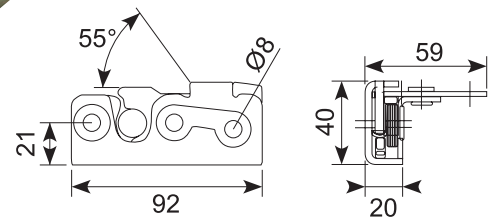

Galvanized internal tractor lock, RH. May be used with 2 handles.



15.491

**Galvaniseret indvendig traktorlås, venstre.**  
Kan anvendes med 2 håndtag.

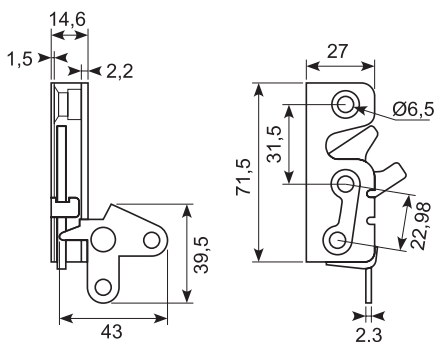
Galvanized internal tractor lock, LH. May be used with 2 handles.



50.13022R

**Lukker, højre. 71,5 mm. Min. ordre: 750 stk.**

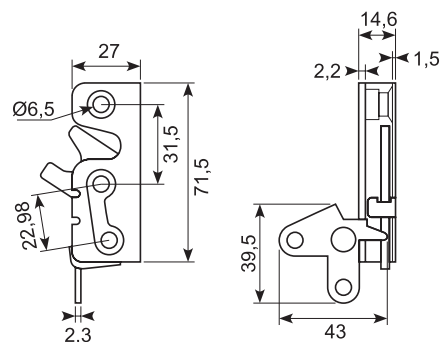
Fastener, RH. 71,5 mm. **Min. order: 750 pcs.**



50.13022L

**Lukker, venstre. 71,5 mm. Min. ordre: 750 stk.**

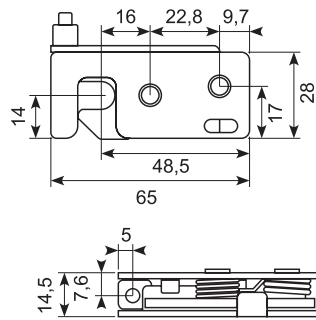
Fastener, LH. 71,5 mm. **Min. order: 750 pcs.**



15.493

**Galvaniseret lås.**

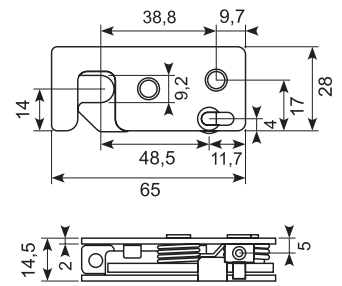

Galvanized lock.



15.494

**Galvaniseret lås.**

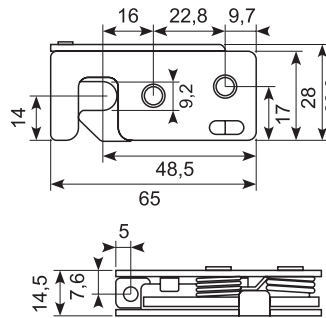

Galvanized lock.



15.495

**Galvaniseret lås.**

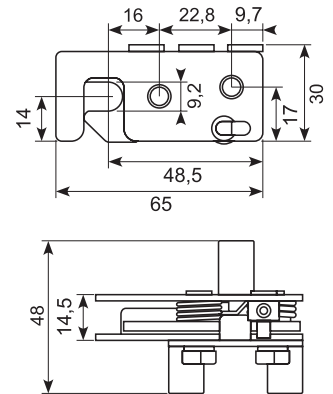
Galvanized lock.



15.496

**Galvaniseret lås.**

Galvanized lock.



# WE CARE ABOUT NATURE

Hos BIBUS SINDBY A/S har vi taget et aktivt valg for at mindske tab af biodiversiteten. Helt konkret har vi etableret et stort udendørsområde med vandhul, insekthoteller, sandbade, tørvestabler og frugttræer til bestøvning. Udadtill prøver vi at få vores leverandører til at tage aktivt stilling til, hvad lige netop de kan gøre. Alene kan vi ikke redde alverden - men sammen en god del.

Vi vil altid gerne inspireres og udfordres, så har I nogle bud på, hvordan vi bliver endnu bedre, så sig endelig til.

At BIBUS SINDBY A/S we have taken an active choice to reduce biodiversity loss. Specifically, we have established a large outdoor area with waterholes, insect hotels, sand baths, peat bogs and fruit trees for pollination. Externally, we are trying to get our suppliers to take an active interest in what they can do. Alone we can't save the world - but together we can save a lot.

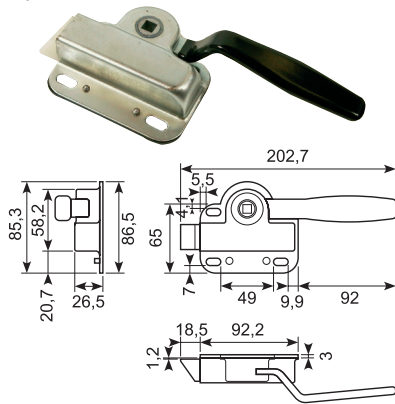
We always want to be inspired and challenged, so if you have any ideas on how we can improve, please let us know.



15.511

El-galvaniseret indvendig kasselås med greb, venstre. Uden sikring. Med lakeret håndtag. Til 8 mm stift. Højre: 15.512

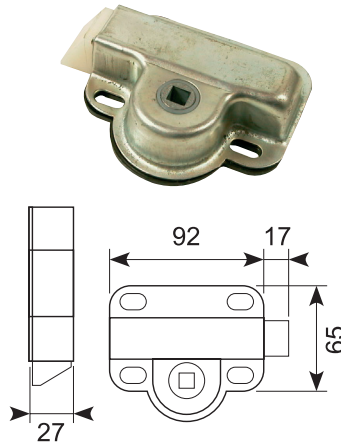
Electro-Galvanized interior slam lock with handle, without safety device, LH. With plastic dip-coated handle. For 8 mm pin. RH: 15.512



15.516

Galvaniseret indvendig kasselås, venstre. Uden håndtag og uden sikring. Til 8 mm stift. Højre: 15.515

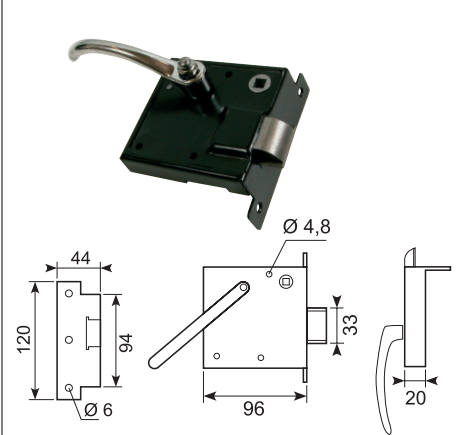
Galvanized interior slam lock, LH. Without handle without safety device. For 8 mm pin. RH: 15.515



15.521

El-galvaniseret indvendig kasselås med sikring, venstre. Med blankt håndtag. Til 8 mm stift. Højre: 15.522.

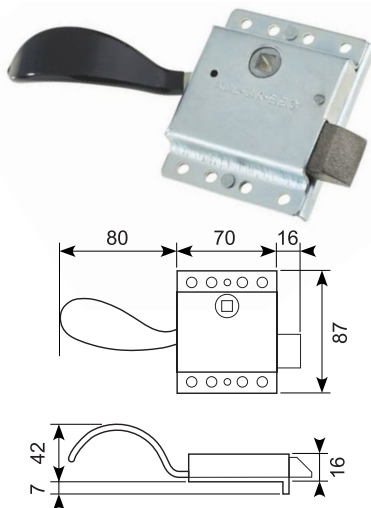
Electro-Galvanized interior slam lock with safety device, LH. With chrome-plated handle. For 8 mm pin. RH: 15.522



15.506

Kasselås i forzinket stål med håndtag og jerntunge. Højre.

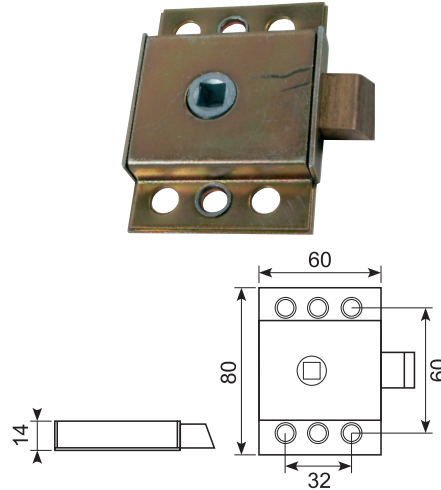
Zinc plated steel slam lock with handle and iron cam. RH.



16.163

Galvaniseret indvendig kuffertlås uden sikring. Til 8 mm stift.


Galvanized interior slam lock. Without safety catch. For 8 mm pin.



16.165G

Galvaniseret indvendig uden sikring. Til 8 mm stift.


Galvanized interior slam lock. Without safety catch. For 8 mm pin.



16.1666G

Galvaniseret indvendig uden sikring. Til 8 mm stift.

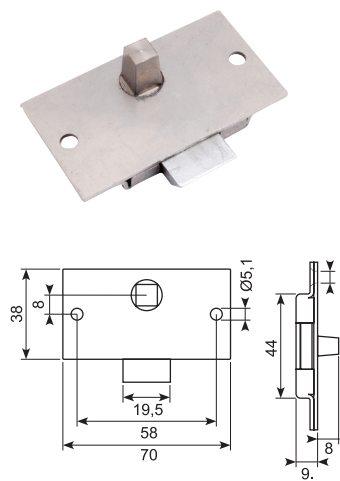
Galvanized interior slam lock. Without safety catch. For 8 mm pin.



16.111

Rustfri dørlås med 8 mm firkant. 16.111-14: 14 mm taplængde.

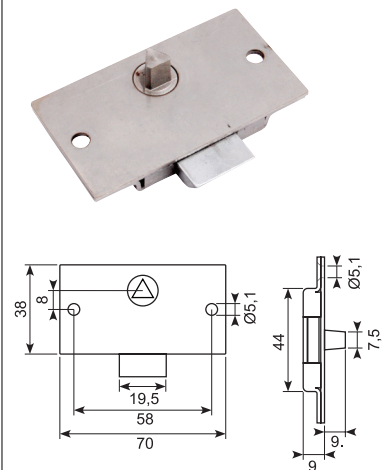
Stainless door lock. Square 8 mm. 16.111-14: 14 mm tap length.



16.112

Rustfri dørlås med 8 mm trekant.

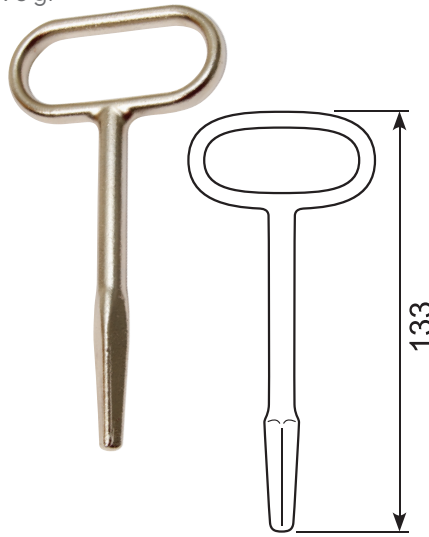
Stainless door lock. 8 mm triangle.



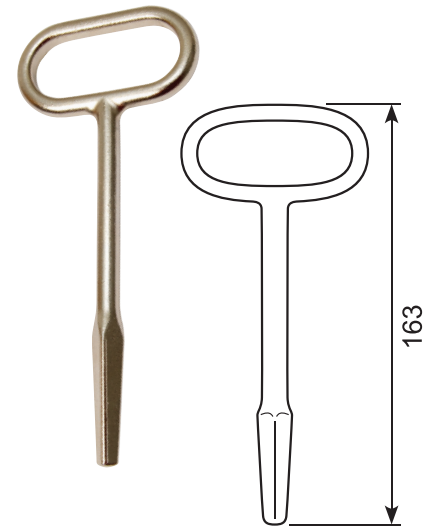
17.508J

**Forniklet nybygningsnøgle.  
5 - 10 mm. 42,6 g.**Nickle plated square key. 5 - 10 mm.  
42,6 g.

17.512J

**Forniklet nybygningsnøgle.  
5,5 - 10 mm. 98 g.**Nickle plated square key. 5,5 - 10 mm.  
98 g.

17.515J

**Forniklet nybygningsnøgle.  
6,5 - 10 mm. 115 g.**Nickle plated square key. 6,5 - 10 mm.  
115 g.

## Vejledning: Højre- og venstrevendt model

### Instruction: Right- and left-facing model

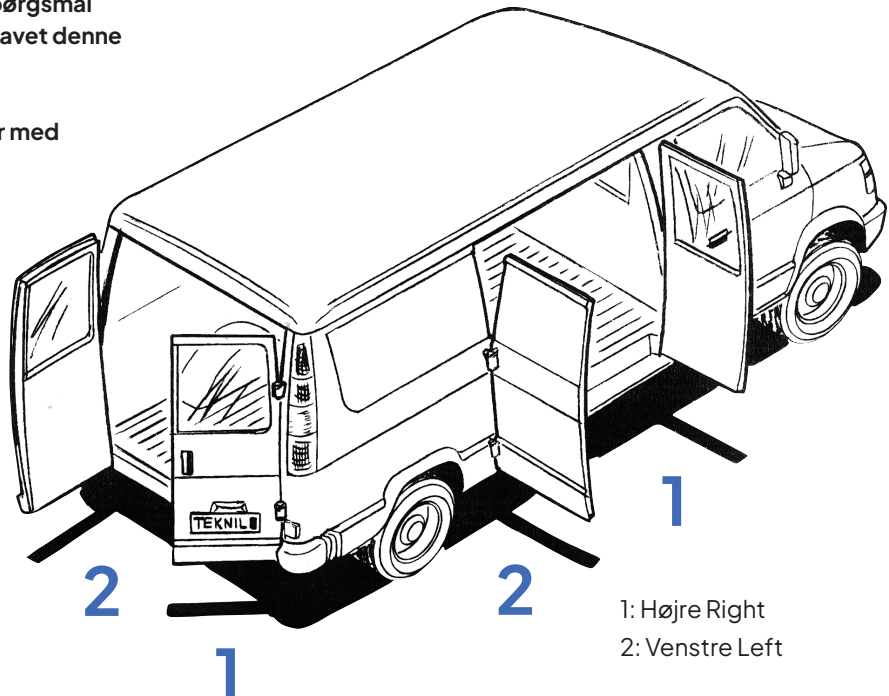
Mange af vores produkter tilbydes i både venstre vendt og højre vendt udgaver. For at undgå tvivlsspørgsmål og deraf følgende ombytning af varer, har vi lavet denne vejledning.

Her angives forskellige placeringsmuligheder med angivelse af, hvad vi mener er højre / venstre udgaver.

Many of our products are offered in models facing either left or right.

In order to avoid confusion and mix-up of the articles, we have made this illustration.

Here, you can see the different mounting possibilities to determine if you need a left or right facing model.



1: Højre Right  
2: Venstre Left

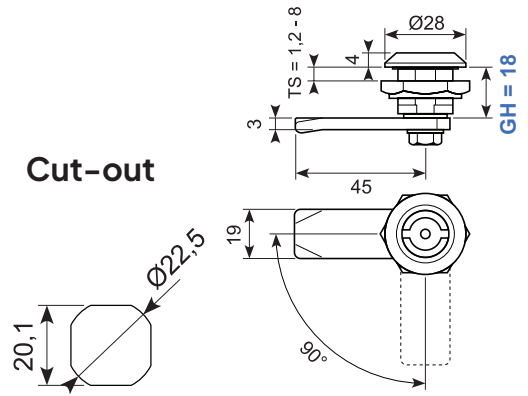
**BEMÆRK: udgangspunktet er altid hængslets placering**  
*NOTE: The starting point is always the location of the hinge*

**Hus:** Støbt zink, forkromet eller sortmalet  
**Indlæg:** Støbt zink, forkromet eller sortmalet  
**Møtrik:** Galvaniseret, støbt zink  
**Tunge:** Plastik eller galvaniseret stål  
**XXX:** uden tunge  
**Tunger:** side 51 – 53. **Nøgler:** side 59 – 60.

**Housing:** Die-cast zinc, chrome plated or black coated  
**Insert:** Die-cast zinc, chrome plated or black coated  
**Nut:** Galvanized, die-cast zinc  
**Cam:** Plastic or galvanized steel  
**XXX:** without cam  
**Cams:** page 51 – 53. Keys: page 59 – 60.



Cut-out

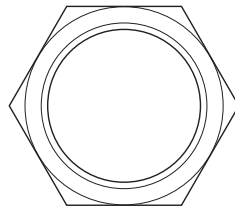


GH = 18

	Indlægstype Insert types	Forkromet Chrome plated	Sortmalet Black coated	Forkromet med flad tunge Chrome plated with flat cam
	Dobbelt bit Double bit 3 mm	56.1821-201-XXX	56.1831-301-XXX	* 56.1821-201-218
	Dobbelt bit Double bit 5 mm	56.1821-202-XXX	56.1831-302-XXX	* 56.1821-202-218
	Trekantet Triangular 8 mm	56.1821-203-XXX	56.1831-303-XXX	* 56.1821-203-218
	Trekantet Triangular 9 mm	56.1821-209-XXX	56.1831-309-XXX	* 56.1821-209-218 *
	Firkantet Square 7 mm	56.1821-204-XXX	56.1831-304-XXX	* 56.1821-204-218
	Firkantet Square 8 mm	56.1821-205-XXX	56.1831-305-XXX	* 56.1821-205-218
	Kærvet Slotted	56.1821-208-XXX	56.1831-308-XXX	* 56.1821-208-218 *
	Østeuropa Eastern Europe	56.1821-210-XXX *	56.1831-310-XXX *	

56.YZE117TCK

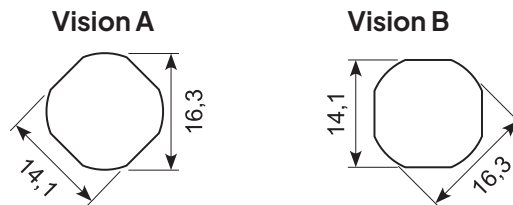
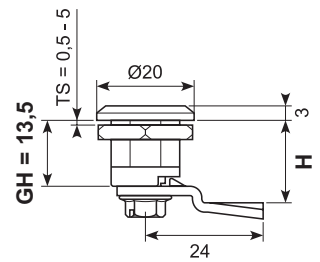
Møtrik til 1801/1821 hus, galvaniseret.  
 Nut for 1801/1821 housing, galvanized.



Mini kvartomdrejningslås Mini quarter turn

**Hus:** Støbt zink, sortmalet eller forkromet  
**Indlæg:** Støbt zink, sortmalet eller forkromet  
**Møtrik:** Galvaniseret støbt zink  
**Tunge:** Galvaniseret stål  
**XXX:** uden tunge  
**Tunger:** 56.1900-6XX - side 51  
**Nøgler:** side 59 – 60

**Housing:** Die-cast zinc, black coated or chrome plated  
**Insert:** Die-cast zinc, black coated or chrome plated  
**Nut:** Galvanized, die-cast zinc  
**Cam:** Galvanized steel  
**XXX:** without cam  
**Cams:** 56.1900-6XX - page 51  
**Keys:** page 59 – 60



GH = 13,5

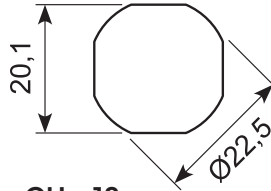
	Indlægstype Insert types	Forkromet Chrome plated Cutout version A	Sortmalet Black coated Cutout version A	Forkromet Chrome plated Cutout version B	Sortmalet Black coated Cutout version B
	Firkantet Square 6 mm	56.1824-201-XXX *	56.1824-301-XXX *	56.1824-201-XXX *	56.1824-301-XXX *
	Trekantet Triangular 6,5 mm	56.1824-202-XXX *	56.1824-302-XXX *	56.1824-202-XXX *	56.1824-302-XXX *
	Kærvet Slotted	56.1824-203-XXX *	56.1824-303-XXX *	56.1824-203-XXX *	56.1824-303-XXX *

**Hus:** Polyamid (PA6 GFR30), sort støbt zink, forkromet eller sortmalet  
**Indlæg:** Polyamid (PA6 GFR30), sort støbt zink, forkromet eller sortmalet  
**Møtrik:** Plastik eller galvaniseret støbt zink  
**Tunge:** Plastik eller galvaniseret stål  
**XXX:** uden tunge.  
**Tunger:** side 51 – 53. **Nøgler:** side 59 – 60.

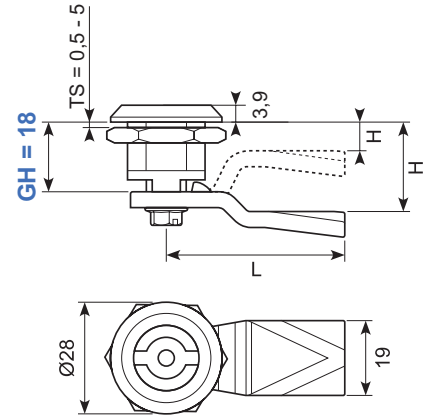
**Housing:** Polyamide (PA6 GFR30), black die-cast zinc, chrome plated or black coated  
**Insert:** Polyamide (PA6 GFR30), black die-cast zinc, chrome plated or black coated  
**Nut:** Plastic or zinc die, galvanized  
**Cam:** Plastic or galvanized steel  
**XXX:** without cam.  
**Cams:** page 51 - 53. Keys: page 59 - 60.



Cut-out



GH = 18



	Indlægstype Insert types	PA med tunge PA with cam	Nylon PA	Forkromet Chrome plated	Sortmalet Black coated
	Dobbelt bit Double bit 3 mm		56.1810-101-XXX *	56.1820-201-XXX *	56.1830-301-XXX *
	Dobbelt bit Double bit 3 mm				56.1830-201-XXX Krom insert Chrome insert
	Dobbelt bit Double bit 5 mm	56.1810-102-230 H=30	56.1810-102-XXX *	56.1820-202-XXX *	56.1830-302-XXX *
		56.1810-102-101 H=18			
	Trekantet Triangular 8 mm	56.1810-103-101 H=18	56.1810-103-XXX *	56.1820-203-XXX *	56.1830-303-XXX *
	Trekantet Triangular 9 mm		56.1810-109-XXX *	56.1820-209-XXX *	56.1830-309-XXX *
	Firkantet Square 7 mm		56.1810-104-XXX *	56.1820-204-XXX *	56.1830-304-XXX *
	Firkantet Square 8 mm	56.1810-105-101 H=18	56.1810-105-XXX *	56.1820-205-XXX *	56.1830-305-XXX *
	Kærvet Slotted		56.1810-108-XXX *	56.1820-208-XXX *	56.1830-308-XXX *
	Østeuropa		56.1810-110-XXX *	56.1820-210-XXX *	56.1830-310-XXX *
	Indvendig sekskant 8 mm			56.1820-206-XXX *	56.1830-306-226 Med tunge H=26 With cam H=26 *

Rustfri kvartomdrejningslås Stainless quarter turn

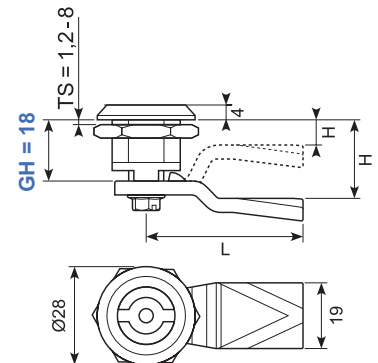
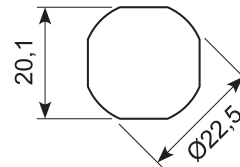
**Hus og indlæg:** Rustfrit stål, AISI 316  
**Tunge:** Rustfrit stål, AISI 304  
**XXX:** uden tunge.  
**Tunger:** Side 51 – 53. **Nøgler:** Side 59 – 60.

**Housing and Insert:** Stainless steel, AISI 316  
**Cam:** Stainless steel, AISI 304  
**XXX:** without cam.  
**Cams:** Page 51 – 53. Keys: Page 59 – 60.

GH = 18



Cut-out



	Indlægstype Insert types	Rustfri, uden tunge Stainless, without cam	Sortmalet, med tunge Black coated, with cam
	Dobbelt bit Double bit 3 mm	56.1511-001-XXX	56.1511-001-5226 H = 26 *
	Dobbelt bit Double bit 5 mm	56.1511-002-XXX	*
	Trekantet Triangular 8 mm	56.1511-003-XXX	*
	Firkantet Square 8 mm	56.1511-005-XXX	56.1511-005-5226 H = 26 *
	Kærvet Slotted	56.1511-008-XXX	*

## Sikret kvartomdrejningslås Secure quarter turn

Hus: Støbt zink, forkromet eller sortmalet  
 Indlæg: Støbt zink, forkromet eller sortmalet  
 Møtrik: Støbt zink, galvaniseret  
 Tunge: Plastik eller stål, galvaniseret  
 XXX: uden tunge.  
 Tunger: side 51 - 53. Nøgler: side 59 - 60.

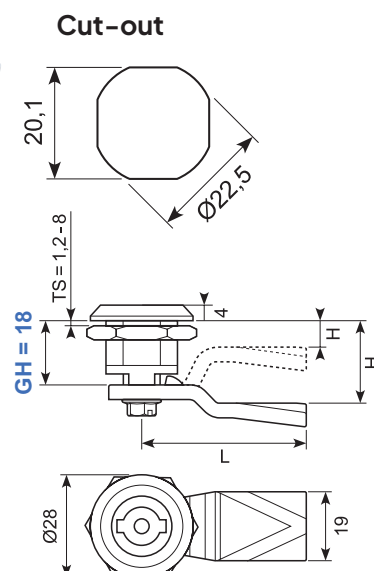
Housing: Die-cast zinc, chrome plated or black coated  
 Insert: Die-cast zinc, chrome plated or black coated  
 Nut: Zinc die, galvanized  
 Cam: Plastic or steel, galvanized  
 XXX: without cam  
 Cams: page 51 - 53. Keys: page 59 - 60.

Pga. næsen på huset er det nødvendigt at skubbe og dreje kvartomdrejningslåsen for at låse den op. Den kan ikke åbnes ved vibration.

Due to the catch on the housing, it is necessary to push and turn the quarter turn to unlock it. It cannot be opened by vibration.



GH = 18

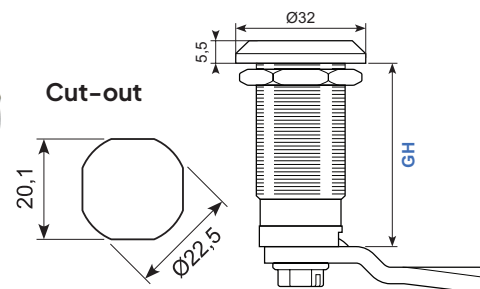


	Indlægstyper Insert types	Forkromet Chrome plated	Forkromet m. tunge Chrome plated w. cam	Sortmalet Black coated	Sortmalet med tunge Black coated w. cam
	<b>Dobbelt bit</b> Double bit 3 mm	56.1842-201-XXX *		56.1852-301-XXX *	56.1852-301-206 H = 6
	<b>Dobbelt bit</b> Double bit 5 mm	56.1842-202-XXX *		56.1852-302-XXX *	
	<b>Trekantet</b> Triangular 8 mm	56.1842-203-XXX *		56.1852-303-XXX *	
	<b>Trekantet</b> Triangular 9 mm	56.1842-209-XXX	56.1842-209-218 H = 18	56.1852-309-XXX *	
	<b>Firkantet</b> Square 7 mm	56.1842-204-XXX *		56.1852-304-XXX *	
	<b>Firkantet</b> Square 8 mm	56.1842-205-XXX		56.1852-305-XXX *	
	<b>Kærvet</b> Slotted	56.1842-208-XXX *		56.1852-308-XXX *	
	<b>Østeuropa</b> Eastern Europe	56.1842-210-XXX *		56.1852-310-XXX *	

## Lang kvartomdrejningslås Long quarter turn

Hus: Støbt zink, forkromet eller sortmalet  
 Indlæg: Støbt zink, forkromet eller sortmalet  
 Møtrik: Støbt zink, galvaniseret  
 XXX: uden tunge  
 Tunger: side 51 - 53. Nøgler: side 59 - 60.

Housing: Die-cast zinc, chrome plated or black coated  
 Insert: Die-cast zinc, chrome plated or black coated  
 Nut: Zinc die, galvanized  
 XXX: without cam  
 Cams: page 51 - 53. Keys: page 59 - 60.



	Indlægstyper Insert types	GH = 35	GH = 45	GH = 55	GH = 65
	<b>Dobbelt bit</b> Double bit 3 mm	56.1123-201-XXX *	56.1124-201-XXX *	56.1125-201-XXX *	56.1126-201-XXX *
	<b>Dobbelt bit</b> Double bit 5 mm	56.1123-202-XXX *	56.1124-202-XXX *	56.1125-202-XXX	56.1126-202-XXX *
	<b>Trekantet</b> Triangular 8 mm	56.1123-203-XXX *	56.1124-203-XXX *	56.1125-203-XXX *	56.1126-203-XXX *
	<b>Trekantet</b> Triangular 9 mm	56.1123-209-XXX	56.1124-209-XXX *	56.1125-209-XXX	56.1126-209-XXX
	<b>Firkantet</b> Square 7 mm	56.1123-204-XXX *	56.1124-204-XXX *	56.1125-204-XXX *	56.1126-204-XXX *
	<b>Firkantet</b> Square 8 mm	56.1123-205-XXX	56.1124-205-XXX	56.1125-205-XXX	56.1126-205-XXX
	<b>Kærvet</b> Slotted	56.1123-208-XXX	56.1124-208-XXX *	56.1125-208-XXX *	56.1126-208-XXX *
	<b>Østeuropa</b> Eastern Europe	56.1123-210-XXX *	56.1124-210-XXX *	56.1125-210-XXX *	56.1126-210-XXX *
	<b>Trekantet</b> Triangular 8 mm			56.1125-203-222	med tunge

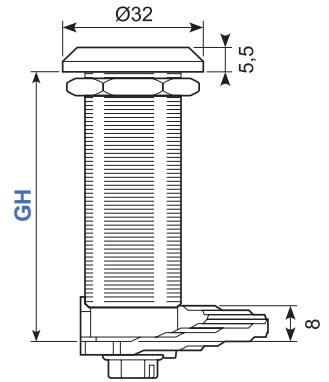
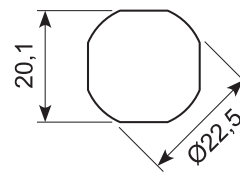
## Trinvis kvartomdrejningslås Stepped quarter turn

**Hus:** Støbt zink, forkromet eller sortmalet  
**Indlæg:** Støbt zink, forkromet eller sortmalet  
**Møtrik:** Støbt zink, galvaniseret  
**Nøgler:** side 59 - 60

**Housing:**  
 Die-cast zinc, chrome plated or black coated  
**Insert:**  
 Die-cast zinc, chrome plated or black coated  
**Nut:** Zinc die, galvanized  
**Keys:** page 59 - 60



Cut-out



	Indlægstyper Insert types	GH = 30	GH = 40	GH = 50	GH = 60
	<b>Dobbelt bit</b> Double bit 3 mm	56.1023-201 *	56.1024-201 *	56.1025-201 *	56.1026-201 *
	<b>Dobbelt bit</b> Double bit 5 mm	56.1023-202 *	56.1024-202 *	56.1025-202 *	56.1026-202 *
	<b>Trekantet</b> Triangular 8 mm	56.1023-203 *	56.1024-203 *	56.1025-203 *	56.1026-203 *
	<b>Trekantet</b> Triangular 9 mm	56.1023-209 *	56.1024-209 *	56.1025-209 *	56.1026-209 *
	<b>Firkantet</b> Square 7 mm	56.1023-204 *	56.1024-204 *	56.1025-204 *	56.1026-204 *
	<b>Firkantet</b> Square 8 mm	56.1023-205 *	56.1024-205 *	56.1025-205 *	56.1026-205 *
	<b>Kærvet</b> Slotted	56.1023-208 *	56.1024-208 *	56.1025-208 *	56.1026-208 *
	<b>Østeuropa</b> Eastern Europe	56.1023-210 *	56.1024-210 *	56.1025-210 *	56.1026-210 *

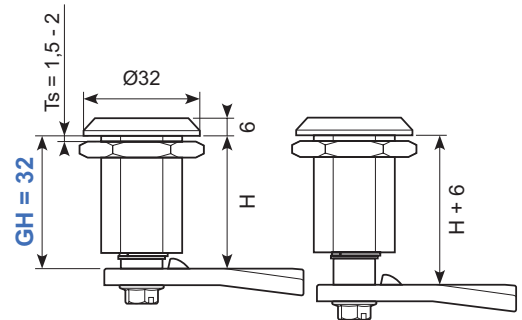
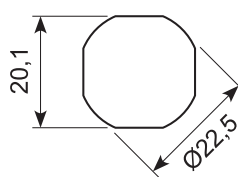
## Kompressionslås Compression latch

**Hus:** Støbt zink, forkromet eller sortmalet  
**Indlæg:** Støbt zink, forkromet eller sortmalet  
**Møtrik:** Støbt zink, galvaniseret  
**Tunge:** Plastik eller galvaniseret stål  
**XXX:** uden tunge.  
**Tunger:** side 51 - 53  
**Nøgler:** side 59 - 60

**Housing:** Die-cast zinc, chrome plated or black coated  
**Insert:** Die-cast zinc, chrome plated or black coated  
**Nut:** Die-cast zinc, galvanized  
**Cam:** Plastic or galvanized steel  
**XXX:** uden tunge.  
**Cams:** page 51 - 53  
**Keys:** page 59 - 60



Cut-out




GH = 32

	Indlægstyper Insert types	Forkromet Chrome plated	Sortmalet Black coated
	<b>Dobbelt bit</b> Double bit 3 mm	56.1044-201-XXX *	56.1044-301-XXX *
	<b>Dobbelt bit</b> Double bit 5 mm	56.1044-202-XXX *	56.1044-302-XXX *
	<b>Trekantet</b> Triangular 8 mm	56.1044-203-XXX *	56.1044-303-XXX *
	<b>Trekantet</b> Triangular 9 mm	56.1044-209-XXX *	56.1044-309-XXX *
	<b>Firkantet</b> Square 7 mm	56.1044-204-XXX *	56.1044-304-XXX *
	<b>Firkantet</b> Square 8 mm	56.1044-205-XXX *	56.1044-305-XXX *
	<b>Kærvet</b> Slotted	56.1044-208-XXX *	56.1044-308-XXX *
	<b>Østeuropa</b> Eastern Europe	56.1044-210-XXX *	56.1044-310-XXX *

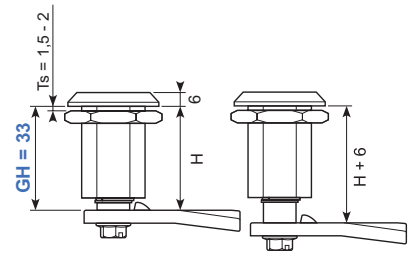
## Rustfri kompressionslås *Stainless compression latch*

**Hus og indlæg:** Rustfrit stål, AISI 316  
**Tunge:** Rustfrit stål, AISI 304  
**Anti-vibrationsspændeskive:** Rustfrit stål, AISI 304  
**XXX:** uden tunge.  
**Tunger:** side 51 - 53.  
**Nøgler:** side 59 - 60.

**Housing and insert:** Stainless steel, AISI 316  
**Cam:** Stainless steel, AISI 304  
**Anti-vibration washer:** Stainless steel, AISI 304  
**XXX:** without cam.  
**Cams:** page 51 - 53  
**Keys:** page 59 - 60



GH = 33



	Indlægstype <i>Insert types</i>	Rustfri uden tunge <i>Stainless without cam</i>	Rustfri med tunge <i>Stainless with cam</i>
⊗	Dobbelt bit <i>Double bit</i> 3 mm	56.1544-001-XXX *	
⊗	Dobbelt bit <i>Double bit</i> 5 mm	56.1544-002-XXX *	
△	Trekantet <i>Triangular</i> 7 mm	56.1544-007-XXX *	
△	Trekantet <i>Triangular</i> 8 mm	56.1544-003-XXX *	
◊	Firkantet <i>Square</i> 8 mm	56.1544-005-XXX *	56.1544-005-5210 H = 25 56.1544-005-5216 H = 31 56.1544-005-5218 H = 33
⊘	Kærvet <i>Slotted</i>	56.1544-008-XXX *	56.1544-005-5226 H = 41

56.1544-100

**Anti-vibrationsspændeskive.**  
 Ø36 mm.  
 Anti-vibration washer. Ø36 mm.



16.382

50.15349

**Kabinet smæklås,**  
 krom. Med pakning  
 og møtrik.  
 Maks. 8 mm plade.

Cabinet latch,  
 chrome. With gasket  
 and threaded bolt.  
 Max. 8 mm plate.

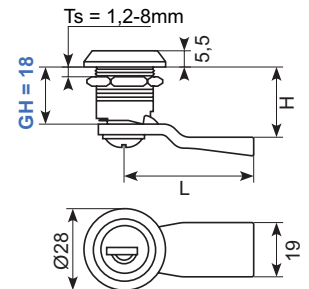


16.390

56.1501-000-XXX

**Kvartomdrejningslås,**  
 kode 3333. \*

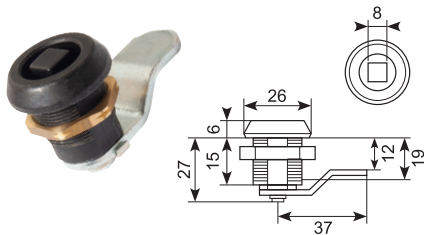
Quarter  
 turn lock,  
 code 3333.



16.395

**Sortlakeret kabinetlås med rund front.**  
 Til 8 mm firkantnøgle.

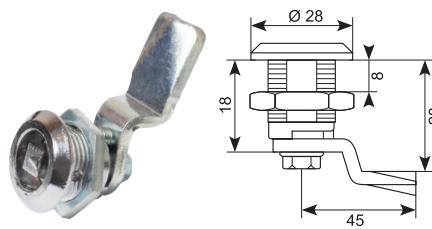
Black coated compartment lock with  
 round front. With 8 mm square plug.



16.398

**Skabslås med kort hus og lang tunge.**  
 8 mm firkant. H = 28

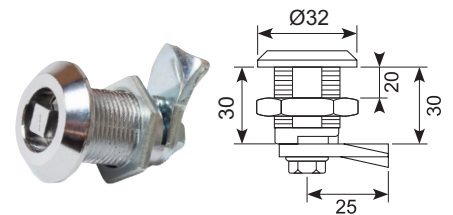
Compartment lock with short house and  
 long cam. 8 mm square. H = 28



16.381

**Skabslås med langt hus og kort tunge.**  
 8 mm firkant. H = 30

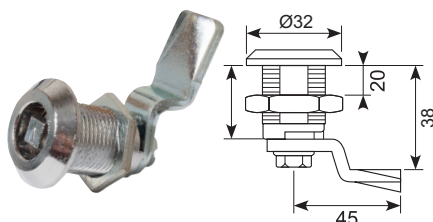
Compartment lock with long house and  
 short cam. 8 mm square. H = 30



50.13197-4

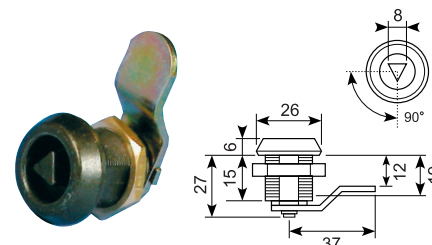
**Skabslås med langt hus og lang tunge.**  
 8 mm firkant. H = 38

Compartment lock with long house and  
 long tongue. 8 mm square. H = 38



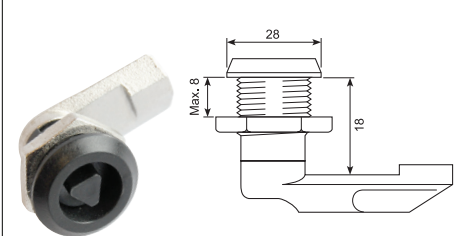
**Kabinetlås med rund front.**  
 Til trekantnøgle. 8 mm trekant.

Compartment lock with round front. For  
 triangle wrench. 8 mm square.



**Kabinetlås i nylonhus.**  
 Rustfri tunge. 9 mm trekant. ●

Nylon compartment lock. Stainless cam.  
 9 mm triangle.



Mini kvartomdrejningslås med T-greb *Mini quarter turn lock with wing knob*

**Kvartomdrejningslås med T-greb.**

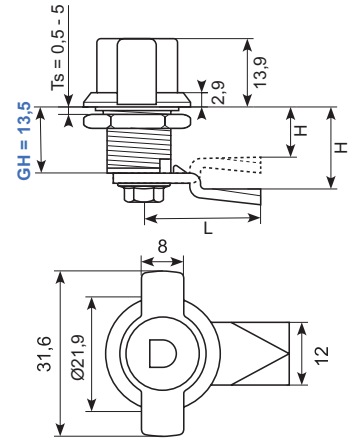

XXX: uden tunge.

Tunger: side 51 - 53

*Quarter turn lock with T-handle.*

XXX: without cam.

Cams: page 51 - 53



	Forkromet uden tunge <i>Chrome plated without cam</i>	Forkromet med tunge <i>Chrome plated with cam</i>	Sortmalet uden tunge <i>Black coated without cam</i>	Sortmalet med tunge <i>Black coated with cam</i>
<b>Uden lås</b> Without lock	56.1014-210-XXX *		56.1014-220-XXX	56.1014-220-602 <b>H=13,5</b>
<b>Nøglekode</b> Key code 2222	56.1014-910-XXX *	56.1014-910-602 <b>H=13,5</b>	56.1014-920-XXX	56.1014-920-602 <b>H=13,5</b>

Kvartomdrejningslås med T-greb *Quarter turn lock with wing knob*

**Kvartomdrejningslås med T-greb.**

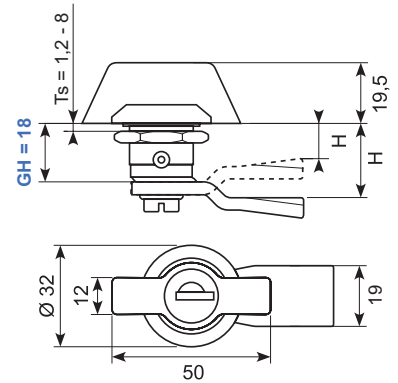
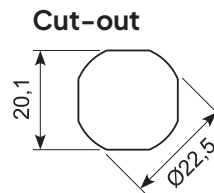
XXX: uden tunge.

Tunger: side 51 - 53

*Quarter turn lock with T-handle.*

XXX: without cam.

Cams: page 51 - 53



	PA på støbt zink uden tunge <i>PA over zinc cast without cam</i>	PA på støbt zink med tunge <i>PA over zinc cast with cam</i>	Forkromet uden tunge <i>Chrome plated without cam</i>	Forkromet med tunge <i>Chrome plated with cam</i>	Sortmalet uden tunge <i>Black coated without cam</i>	Sortmalet med tunge <i>Black coated with cam</i>
<b>Uden lås</b> Without lock	56.1015-100-XXX	56.1015-100-222 <b>H=22</b>	56.1015-210-XXX *		56.1015-220-XXX	56.1015-220-224 <b>H=24</b>
<b>Nøglekode</b> Key code 3333	56.1015-900-XXX	56.1015-900-218 <b>H=18</b> 56.1015-900-222 <b>H=22</b>	56.1015-910-XXX	56.1015-910-218 H=18	56.1015-920-XXX	56.1015-920-224 <b>H=24</b>

Rustfri lås med T-greb *Stainless wing knob*

**Hus og indlæg:** Rustfrit stål, AISI 316

**Tunge:** Rustfrit stål, AISI 316

XXX: uden tunge

Tunger: side 51 - 53

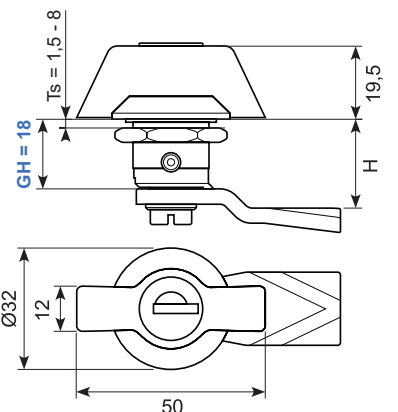
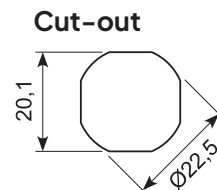
**Housing and insert:**

Stainless steel, AISI 316

**Cam:** Stainless steel, AISI 304

XXX: without cam

Cams: page 51 - 53



	Rustfri stål AISI 316 Stainless steel AISI 316
<b>Uden lås</b> Non-Locking	56.1515-500-XXX
<b>Nøglekode</b> Key code 3333	56.1515-503-XXX *

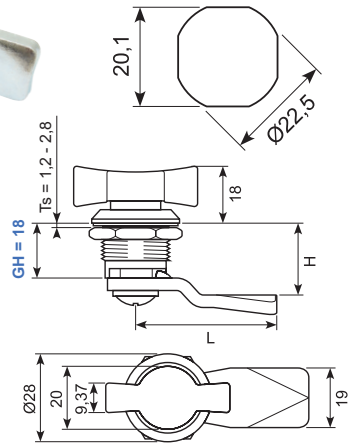
## Kvartomdrejningslås med T-greb *Quarter turn wing knob*

**PA:** Nylon PA6 6FR30

**XXX:** uden tunge **Tunger:** side 51 - 53

**XXX:** without cam **Cams:** page 51 - 53

**Cut-out**



<b>Hus og T-greb:</b> PA <i>Housing and Wing knob: PA</i>	<b>Hus:</b> PA <b>T-greb:</b> PA på støbt zink <b>Housing:</b> PA <b>Wing knob:</b> PA over zinc cast	<b>Med tunge Hus:</b> PA <b>T-greb:</b> PA på støbt zink <b>With cam Housing:</b> PA <b>Wing knob:</b> PA over zinc cast	<b>Hus:</b> Sortmalet støbt zink <b>T-greb:</b> PA på støbt zink <b>Housing:</b> Zinc cast, black coated <b>Wing Knob:</b> PA over zinc cast
--	--	---	---

56.1001-200-XXX	56.1001-220-XXX *	56.1001-220-226 H=26	56.1011-320-XXX *
-----------------	-------------------	-------------------------	-------------------

## T-greb med langt hus *Long body wing knob*

**Zink hus og nylon 1011A T-greb**

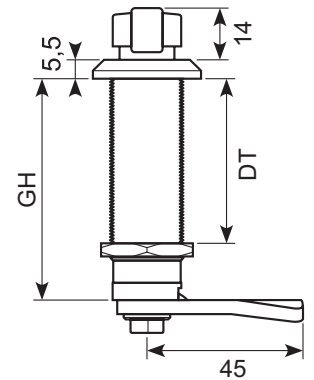
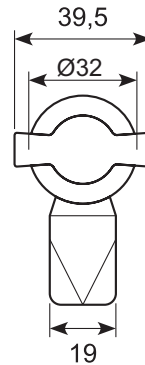
**Flad tunge:** L: 45 mm

**Huslængde:** 64,5 mm

Zinc housing and nylon 1011A T-handle

**Straight cam, L:** 45 mm

**Housing length:** 64,5 mm



Varenummer <i>Item no.</i>	DT mm	GH mm
56.1123-295-218	*	20
56.1124-295-218		30
56.1125-295-218	*	40
56.1126-295-218		50

## Kvartomdrejnings-mini-T-greb *Mini quarter turn wing knob*

**Hus:** Sort trykstøbt zink, forkromet eller sortmalet

**Indlæg:** Sort trykstøbt zink, forkromet eller sortmalet

**Møtrik:** Trykstøbt zink, galvaniseret

**Tunge:** Galvaniseret stål

**XXX:** uden tunge

**Tunger:** side 51 - 53

**Housing:** Zinc die, black coated or chrome plated

**Insert:** Zinc die, black coated or chrome plated

**Nut:** Zinc die, galvanized

**Cam:** Galvanized steel

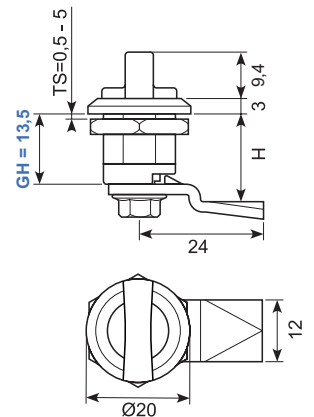
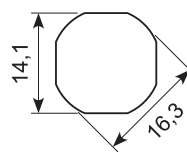
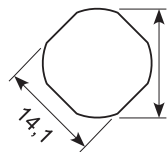
**XXX:** without cam.

**Cams:** page 51 - 53



**Version A**

**Version B**



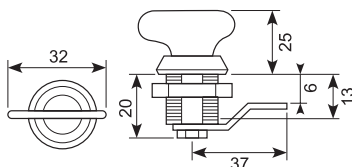
**GH = 13,5**

Cutout	Forkromet <i>Chrome plated</i>	Sortmalet <i>Black coated</i>	Sortmalet med tunge <i>Black coated with cam</i>
Version A	56.1825-204-XXX	56.1825-304-XXX	56.1825-304-602 H=13,5
Version B	56.1824-204-XXX	56.1824-304-XXX *	

**16.363**

**Handskerumslås med rund front og en sortlakeret fast nøgle.**

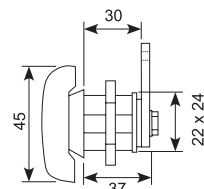
Compartment lock with rounded cam and black coated fixed key.



**11.240**

**Alloy/krom mini T-greb med lås. Inkl. 2 nøgler.**

Alloy/chrome mini T-handle with locking. Incl. 2 keys.



Rotation: 180°

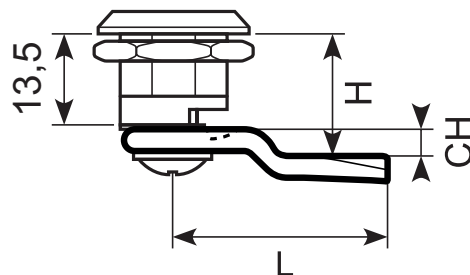


## Udstansede ståltunger Punched steel cams

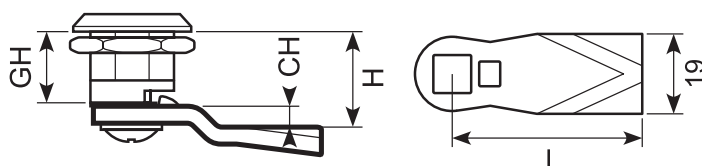
Varenummer Item no.	XXX	CH	L	H
56.1900-604	604	-6	24	7,5
56.1900-602	602	0	24	13,5
56.1900-603	603	6	24	19,5

Varenummer Item no.	XXX	CH	L	H
56.1900-704	704	-6	24	7,5
56.1900-702	702	0	24	13,5
56.1900-705S *	705S	1,5	30	15
56.1900-703	703	6	24	19,5



## Udstansede ståltunger Punched steel cams



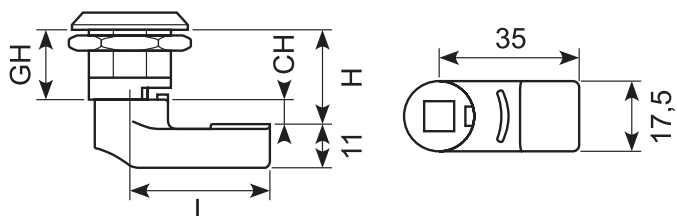
**L: 35**

Varenummer Item no.	XXX	CH	L	GH=15 H	GH=18 H	GH=20 H	GH=30 H	GH=40 H	GH=50 H	GH=60 H
56.1900-316 *	316	-2	35	13	16	18	28	38	48	58
56.1900-318 *	318	0	35	15	18	20	30	40	50	60
56.1900-320 *	320	2	35	17	20	22	32	42	52	62
56.1900-322 *	322	4	35	19	22	24	34	44	54	64
56.1900-324 *	324	6	35	21	24	26	36	46	56	66
56.1900-325 *	325	7	35	22	25	27	37	47	57	67
56.1900-326 *	326	8	35	23	26	28	38	48	58	68
56.1900-328	328	10	35	25	28	30	40	50	60	70
56.1900-330 *	330	12	35	27	30	32	42	52	62	72

**L: 45 / 55**

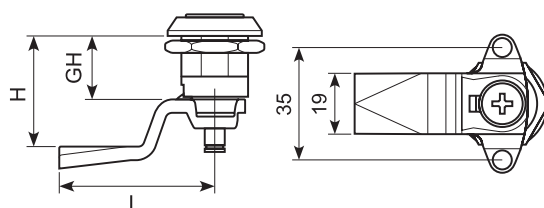
Varenummer Item no.	XXX	CH	L	GH=15 H	GH=18 H	GH=20 H	GH=30 H	GH=40 H	GH=50 H	GH=60 H
56.1900-204	204	-14	45	1	4	6	16	26	36	46
56.1900-206	206	-12	45	3	6	8	18	28	38	48
56.1900-210	210	-8	45	7	10	12	22	32	42	52
56.1900-212	212	-6	45	9	12	14	24	34	44	54
56.1900-214	214	-4	45	11	14	16	26	36	46	56
56.1900-218	218	0	45	15	18	20	30	40	50	60
56.1900-218S	218	0	55	15	18	20	30	40	50	60
56.1900-220	220	2	45	17	20	22	32	42	52	62
56.1900-222	222	4	45	19	22	24	34	44	54	64
56.1900-224	224	6	45	21	24	26	36	46	56	66
56.1900-225	225	7	45	22	25	27	37	47	57	67
56.1900-226	226	8	45	23	26	28	38	48	58	68
56.1900-227	227	9	45	24	27	29	39	49	59	69
56.1900-228	228	10	45	25	28	30	40	50	60	70
56.1900-230	230	12	45	27	30	32	42	52	62	72
56.1900-234	234	16	45	31	34	36	46	56	66	76
56.1900-235 *	235	17	45	32	35	37	47	57	67	77
56.1900-236	236	18	45	33	36	38	48	58	68	78
56.1900-242	242	24	45	39	42	44	54	64	74	84
56.1900-244	244	26	45	41	44	46	56	66	76	86

## Plasttunger Plastic cams



Varenummer Item no.	XXX	CH	L	GH=15 H	GH=18 H	GH=20 H	GH=30 H	GH=40 H	GH=50 H	GH=60 H
56.1900-101 *	101	0	35	15	18	30	30	40	50	60
56.1900-102 *	102	4	35	19	22	24	34	44	54	64
56.1900-104 *	104	4	40	19	22	24	34	44	54	64
56.1900-103 *	103	6	35	21	24	26	36	46	56	66
56.1900-105 *	105	6	40	21	24	26	36	46	56	66

## Udstansede ståltunger Punched steel cams

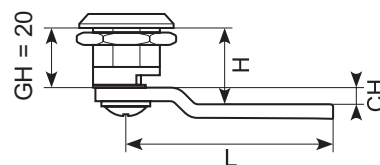


Varenummer Item no.	XXX	CH	L	GH=15 H	GH=18 H	GH=20 H	GH=30 H	GH=40 H	GH=50 H	GH=60 H
56.1900-155 *	418	0	55	15	18	20	30	40	50	60
56.1900-418	418	0	45	15	18	20	30	40	50	60
56.1900-420 *	420	2	45	17	20	22	32	42	52	62
56.1900-422 *	422	4	45	19	22	24	34	44	54	64
56.1900-424 *	424	6	45	21	24	26	36	46	56	66
56.1900-425 *	425	7	45	22	25	27	37	47	57	67
56.1900-426 *	426	8	45	23	26	28	38	48	58	68
56.1900-428 *	428	10	45	25	28	30	40	50	60	70
56.1900-430 *	430	12	45	27	30	32	42	52	62	72
56.1900-432 *	432	14	45	29	32	34	44	54	64	74

## Udstansede ståltunger Punched steel cams



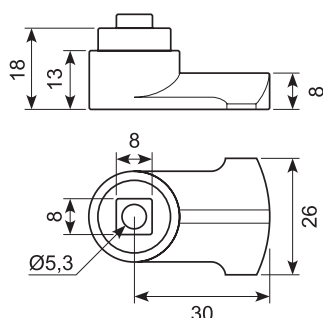

Varenummer Item no.	XXX	CH	L	GH=20 H
56.1900-801	801	0	53,5	20
56.1900-802	802	0	85	20
56.1900-803 *	803	1	53,5	21
56.1900-804	804	6	63	26
56.1900-805	805	13,5	76	33,5
56.1900-806 *	806	8	50	28



### 56.1900-605

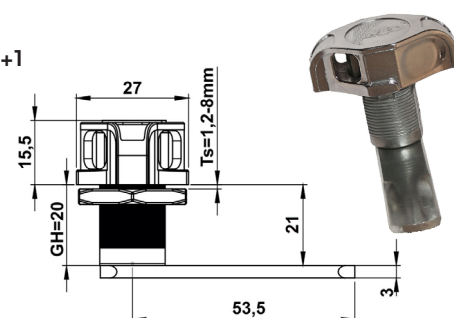
Flad zinkstøbt tunge.  
Flat zinc casted cam.

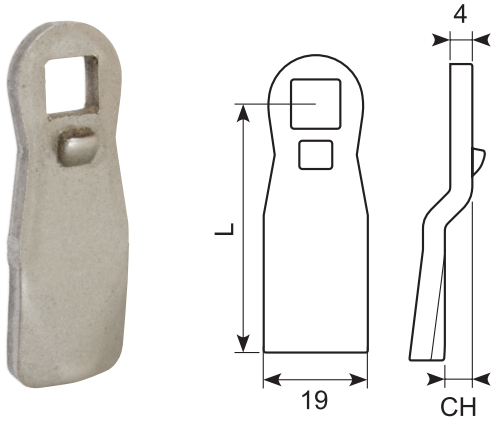
H: 25 mm



### 56.1100-100-803

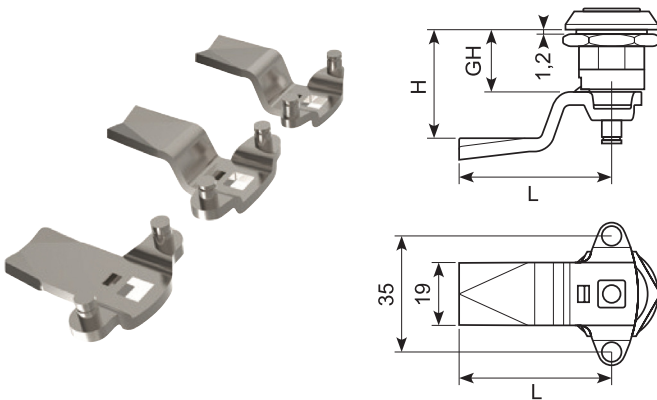
Garderobelås RH  
m/møtrik med tunge +1  
53,5mm tunge, GH21  
Wardrobe lock rh  
with nut and cam +1  
53,5mm cam, gh21





Varenummer Item no.	XXX	CH	L	GH=60 H
56.5900-206	5206	-12	45	6
56.5900-210	5210 *	-8	45	10
56.5900-214	5214 *	-4	45	14
56.5900-218	5218	0	45	18
56.5900-220	5220 *	2	45	20
56.5900-222	5222 *	4	45	22
56.5900-224	5224	6	45	24
56.5900-226	5226 *	8	45	26
56.5900-228	5228	10	45	28

Rustfri tunge AISI 304 Stainless cam AISI 304




Varenummer Item no.	XXX	CH	L	GH=60 H
56.5900-422 *	5422	4	45	22
56.5900-428 *	5428	10	45	28

## Elkomsan

I det nyeste katalog fra Elkomsan kan du finde flere tunger, låse og meget mere, som du kan bestille hos os. Find kataloget på vores hjemmeside [bibus-sindby.dk](http://bibus-sindby.dk)

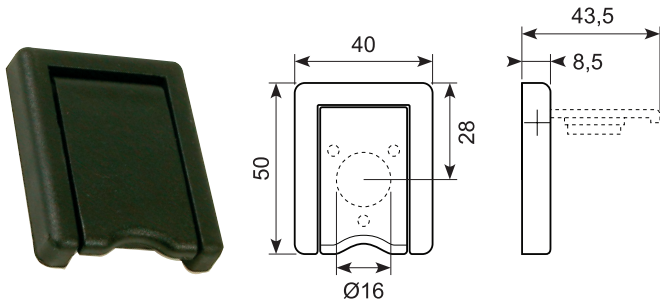
In the latest Elkomsan catalogue you can find more cams, locks and much more that you can order from us. Find the catalogue on our website [bibus-sindby.dk](http://bibus-sindby.dk)



17.62583

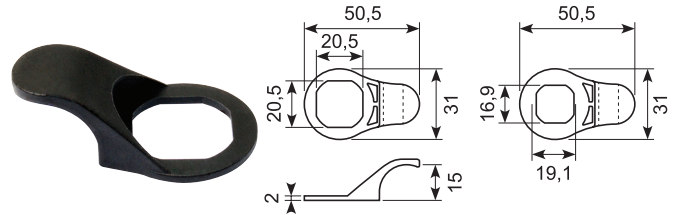
**Nøglehulsbeskytter - P144.**

Keyhole protection - P144.



**Fingregreb Fingerpull**

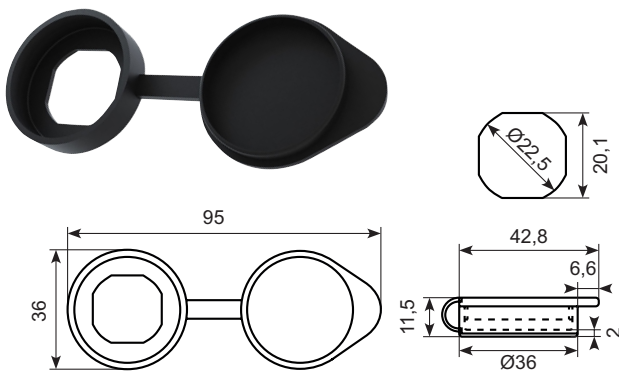
Varenummer Item no.	Applicable Cutouts
56.7203-001	20,1x22,5
56.7203-002	* 14,1x16,3 19,1x16,6



56.7210-001

**Plastikcover.**

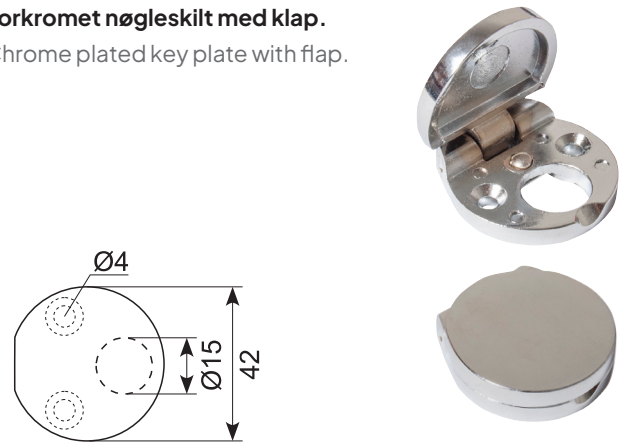
Plastic cover.



17.622

**Forkrommet nøgleskilt med klap.**

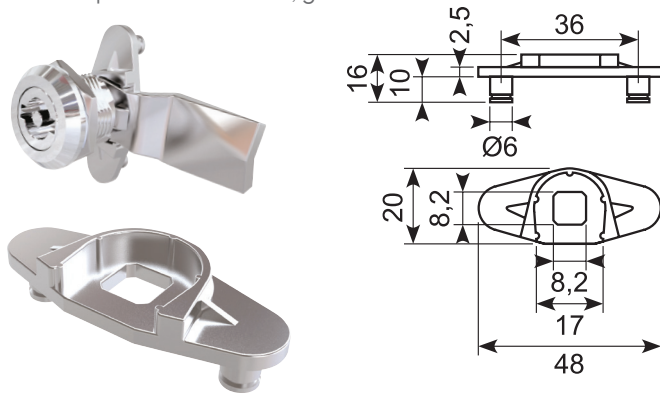
Chrome plated key plate with flap.



56.2900-405

**Tungeadapter. Zinkstøbt, galvaniseret.**

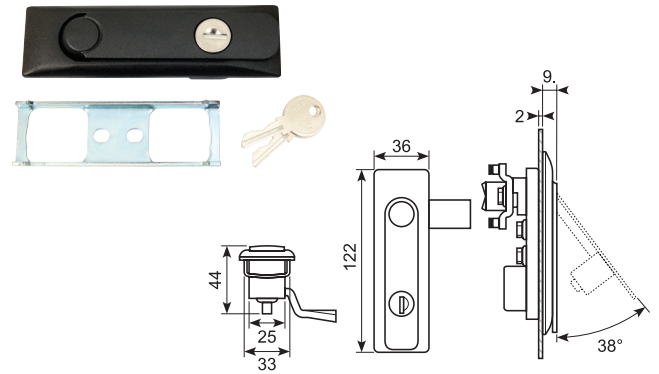
Cam adapter. Zinc die-cast, galvanized.



56.2102-113-XXX

**Sort affæselig svinggreb uden tunge. Nøgle 3333.**

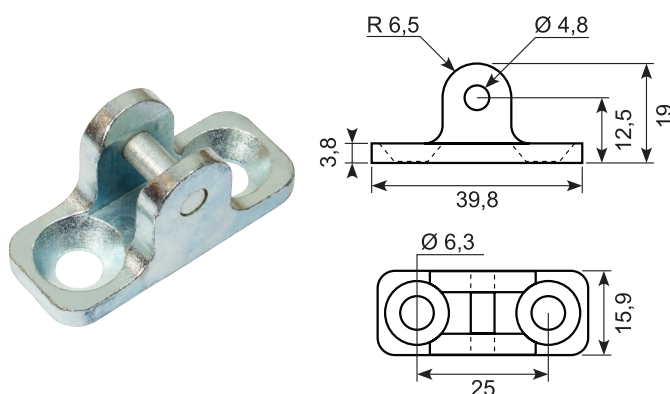
Black lockable swing handle without cam. Key 3333.



56.8513-001

**Roller catcher. Zinkstøbt, rå.**

Roller catcher. Zinc die-cast, raw.

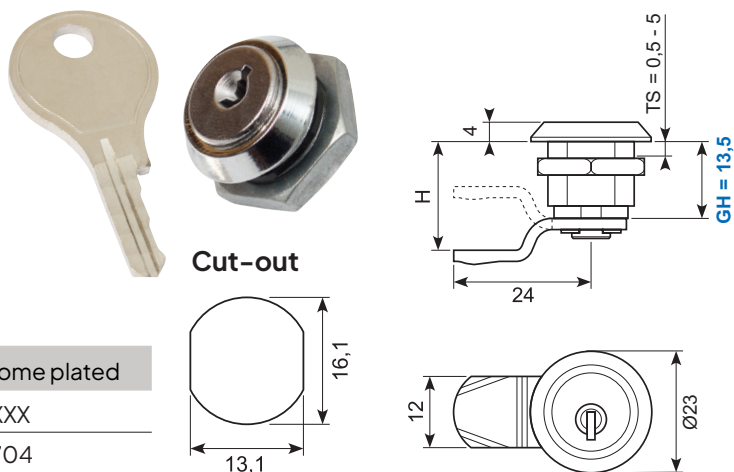


## Mini kvartomdrejningslås med cylinder Mini quarter turn with cylinder

**Hus:** Trykstøbt zink, sortmalet eller forkromet  
**Indlæg:** Trykstøbt zink, sortmalet eller forkromet  
**Møtrik:** Trykstøbt, galvaniseret  
**Tunge:** Stål, galvaniseret  
**Tunger:** 56.1900-7XX (side 51) / 56.1900-8XX (side 52)  
**Housing:** Zinc die, black coated or chrome plated  
**Insert:** Zinc die, black coated or chrome plated  
**Nut:** Zinc die, galvanized  
**Cam:** Steel, galvanized  
**Cams:** 56.1900-7XX (page 51) / 56.1900-8XX (page 52)

**GH = 13,5**

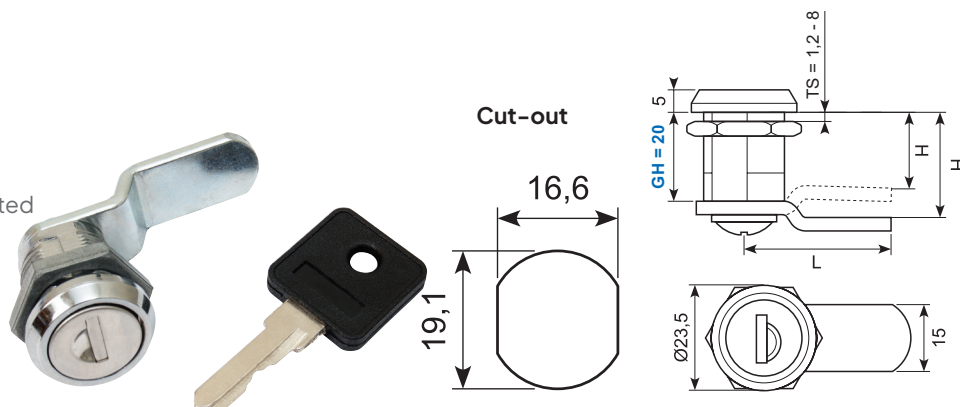
	Forkromet Chrome plated
Nøglekode Key code 2222	56.1890-910-XXX
Med tunge. Nøglekode 2222 With cam. Key code 2222	56.1890-910-704 H = 7,5
Forskellige koder Differend key codes	56.1890-919-XXX *



## Kvartomdrejningslås med cylinder Quarter turn with cylinder

**Hus:** Forkromet eller sortmalet  
**Møtrik:** Støbt zink, galvaniseret  
**Tunge:** Stål, galvaniseret  
**Tunger:** 56.1900-5XX  
**XXX:** uden tunge

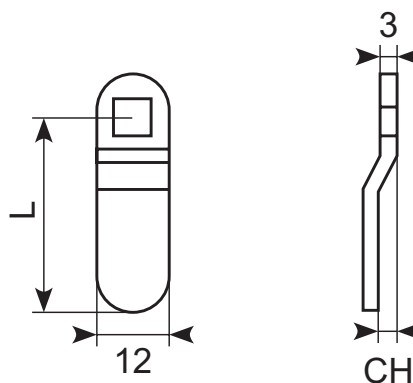
**Housing:** Chrome plated or black coated  
**Nut:** Zinc die, galvanized  
**Cam:** Steel, galvanized  
**Cams:** 56.1900-5XX  
**XXX:** without cam  
**GH = 20**



	Forkromet Chrome Plated	Sortmalet Black Coated	H
<b>Nøglekode</b> Key code 3333	56.1004-910-XXX *	56.1004-920-XXX *	
<b>Enslukkende</b> Same key code	56.1004-917-XXX *	56.1004-927-XXX *	
<b>Forskellige koder med hovednøgle</b> Different key codes with master system	56.1004-918-XXX *	56.1004-928-XXX *	
<b>Forskellige koder uden hovednøgle</b> Different key codes without master system	56.1004-919-XXX		
<b>Med tunge. Nøglekode 3333</b> With cam. Key code 3333	56.1004-910-512.7		H = 12,7
	56.1004-910-520		H = 20
	56.1004-910-527		H = 27
<b>Med tunge. Forskellige koder</b> With cam. Different key codes	56.1004-919-527 *		H = 27

**Tunger til 56.1004 Cams for 56.1004**

Varenr. Item no.	L mm	H mm	Gh=20 H mm
56.1900-512,7	20	12,7	-7,3
56.1900-516,5 *	20	16,5	-3,5
56.1900-520	35	20	0
56.1900-520S	45	50	0
56.1900-520S1	32	20	0
56.1900-523,5	20	23,5	3,5
56.1900-524	39	24	4
56.1900-527	42	27	7



## Nylon omdrejningslås med cylinder Nylon quarter turn lock with cylinder

**Hus:** Polyamid (PA6: Nylon GFR30), sort trykstøbt zink.

Forkromet eller sortmalet

**Møtrik:** Plast eller trykstøbt zink, galvaniseret

**XXX:** uden tunge.

**Tunge:** plast eller trykstøbt zink, galvaniseret

**Tunger:** side 51 - 53

**Housing:** Polyamide (PA6: Nylon GFR30), black zinc die.

Chrome plated or black coated

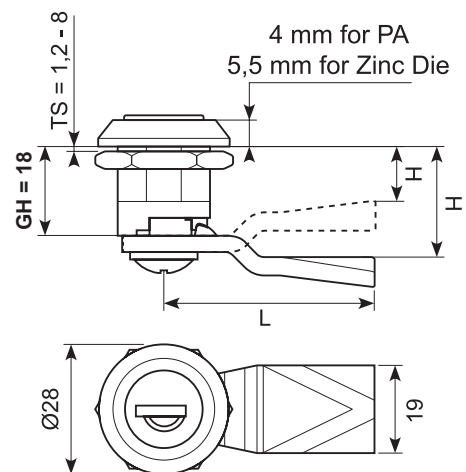
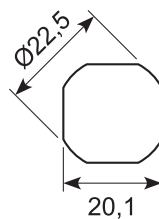
**Nut:** Plastic or zinc die, galvanized

**XXX:** without cam.

**Cam:** plastic or zinc die, zinc plated

**Cams:** page 51 - 53

Cut-out



GH = 18

	PA (PA6 GFR30)	Forkromet / Støbt zink Chrome plated / Zinc cast	Sortmalet / Støbt zink Black coated / Zinc cast
<b>Nøglekode</b> Key code 3333	56.1001-900-XXX	56.1011-910-XXX	56.1011-920-XXX *
<b>Enslukkende</b> Same key code	56.1001-907-XXX *	56.1011-917-XXX *	56.1011-927-XXX *
<b>Forskellige koder</b> Different key codes	56.1001-909-XXX *	56.1011-919-XXX *	56.1011-929-XXX *
<b>Forskellige koder med hovednøgle</b> Different key codes with master key	56.1001-908-XXX *	56.1011-918-XXX *	56.1011-928-XXX *

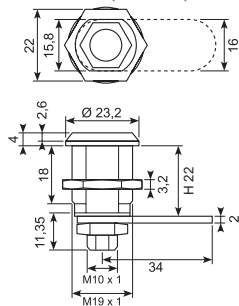
16.403

**Kabinetlås med flad tunge. To nøgler og endemøtrik. 200 nøglekombinationer.**

Alternativ: 56.1004-919-XXX + 56.1900-520 (H = 20)

Alloy compartment lock. Flat cam. Two keys and end nut. 200 key combinations.

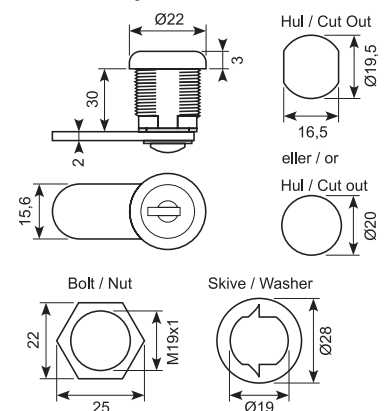
Alternative: 56.1004-919-XXX + 56.1900-520 (H = 20)



16.405X-30

**Kabinetlås med flad tunge. 180 låsekombinationer.**

Compartment lock with flat cam. 180 key combinations.

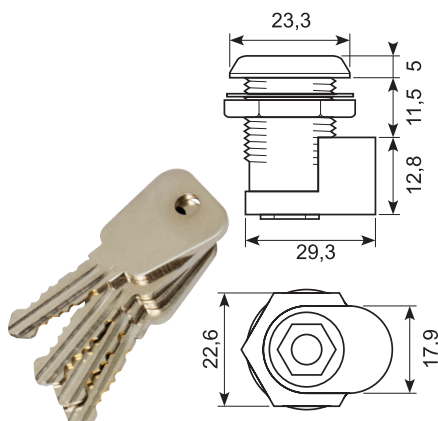


15.537J-5

Låsecylinder inkl. 4 nøgler. 10 ens koder x 250 kombinationer. **Min. ordre: 2.500 stk.**

Lock cylinder with 4 keys. 10 codes alike x 250 combinations.

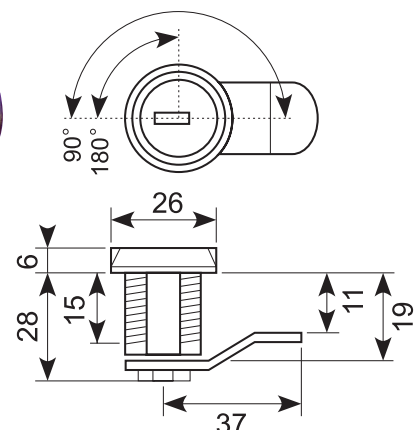
**Min. order: 2.500 pcs.**



16.362S

**Handskerumslås.**

Compartment lock.



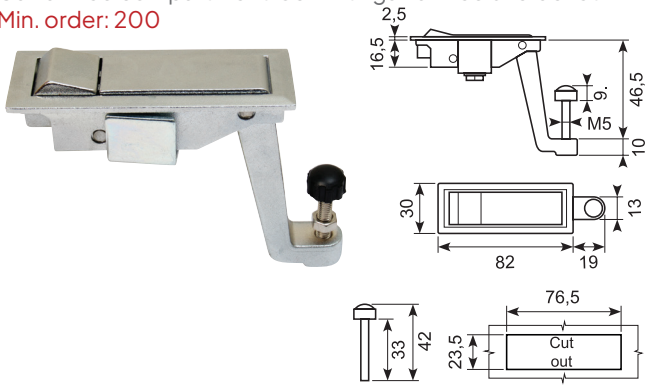
16.510

**Galvaniseret kabinetlås med galvaniseret u-beslag.**

**Min. ordre: 200**

Galvanized compartment lock with galvanized u-bracket.

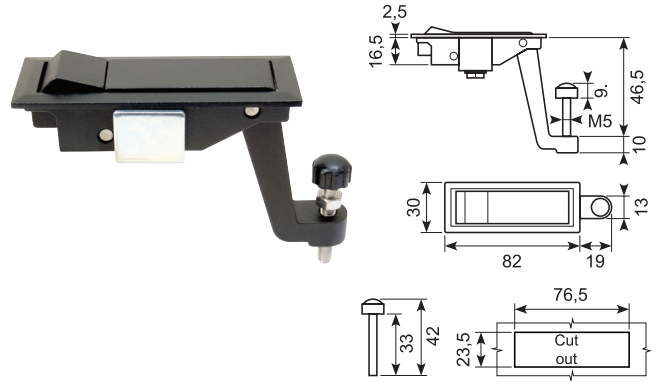
**Min. order: 200**



16.510S

**Galvaniseret sort kabinetlås. Uden nøgler.**

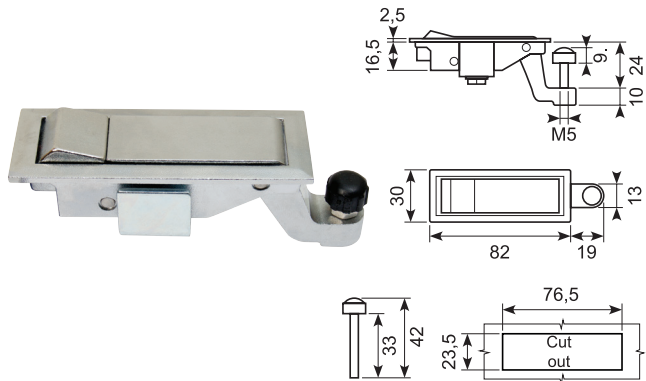
Galvanized black compartment lock. No key.



16.512

**Galvaniseret kabinetlås med galvaniseret u-beslag.**

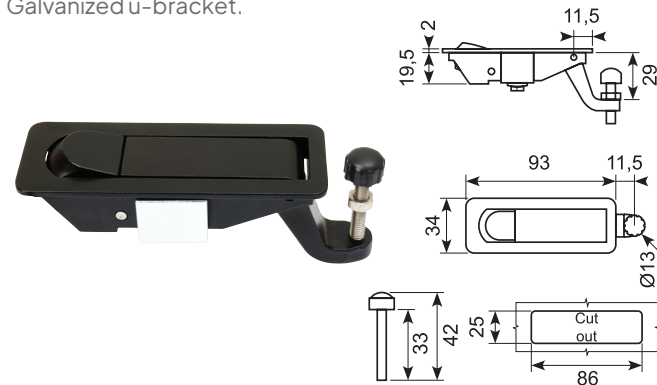
Galvanized compartment lock with galvanized u-bracket.



16.516

**Sort kabinetlås uden nøgle. Med galvaniseret u-beslag.**

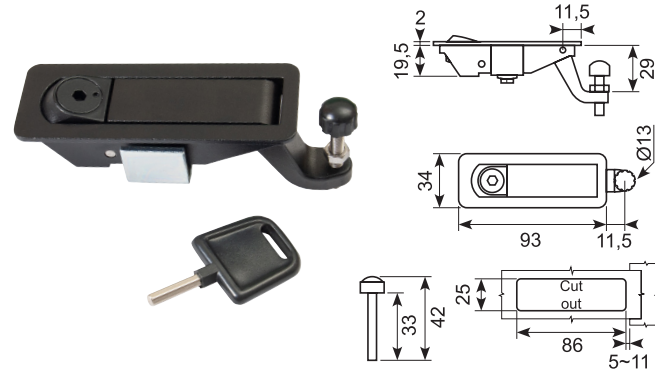
Black coated compartment lock without key. Galvanized u-bracket.



16.514

**Sort kabinetlås med 6 kant nøgle. Med galvaniseret u-beslag.**

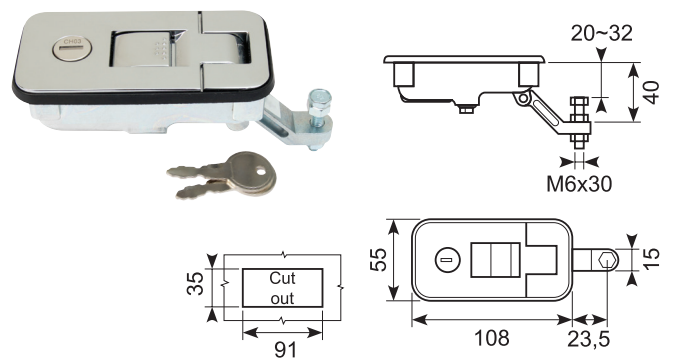
Black coated compartment lock with galvanized u-bracket.



16.521

**Kabinetlås. Kromhus med galvaniseret u-beslag.**

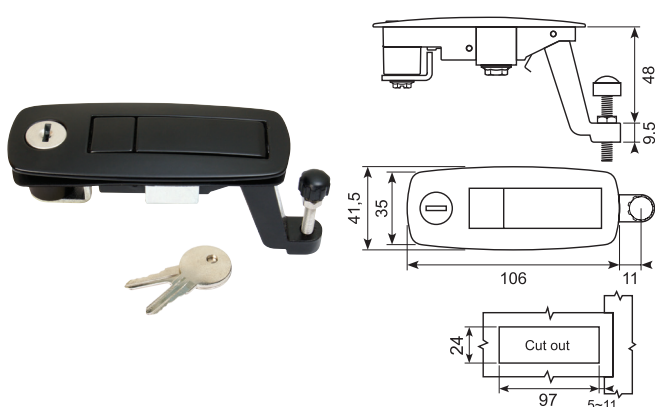
Compartment lock. Chrome housing with galvanized u-bracket.



16.519

**Sort kabinetlås med galvaniseret u-beslag.**

Black coated compartment lock with galvanized u-bracket.



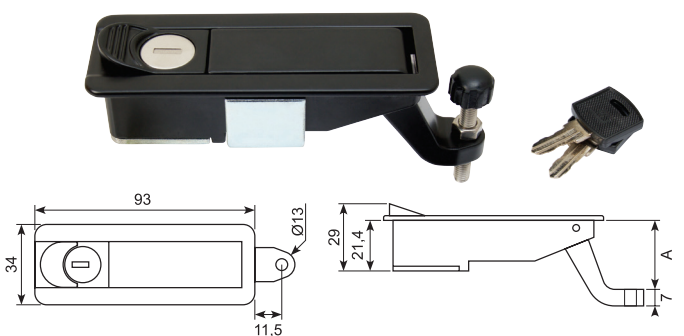
16.514A

**Sort kabinetlås med galvaniseret u-beslag.**

**Min. ordre: 200**

Black coated compartment lock with galvanized u-bracket.

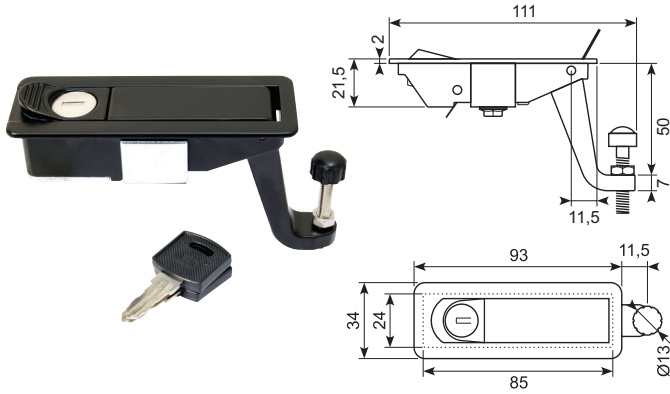
**Min. order: 200 Min. order: 200**



16.515A

Sort kabinetlås med galvaniseret u-beslag.

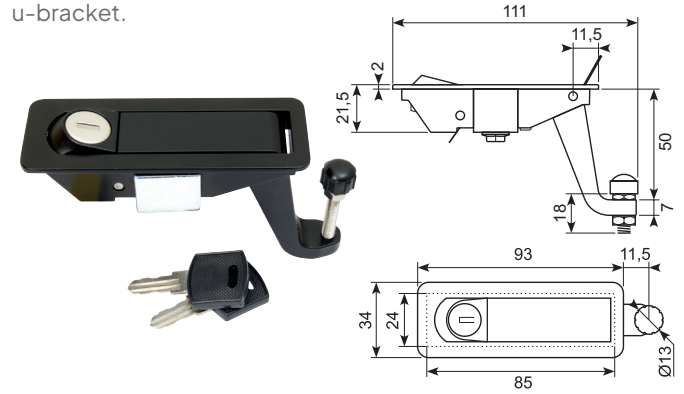
Black coated compartment lock with galvanized u-bracket.



16.515

Sort kabinetlås med galvaniseret u-beslag.

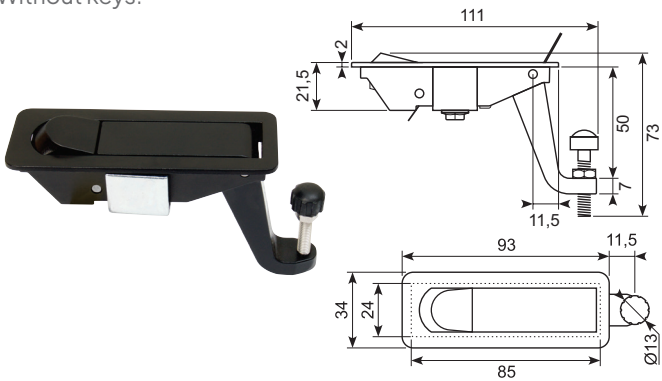
Black coated compartment lock with galvanized u-bracket.



16.517

Sort kabinetlås med galvaniseret u-beslag. Uden nøgle.

Black coated compartment lock with galvanized u-bracket. Without keys.

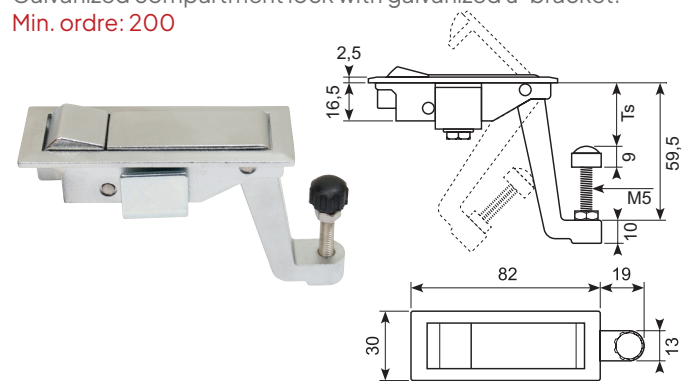


16.511

Galvaniseret kabinetlås med galvaniseret u-beslag.

Min. ordre: 200

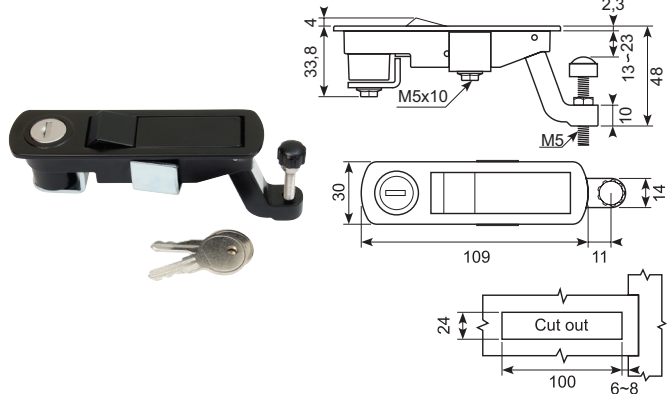
Galvanized compartment lock with galvanized u-bracket. Min. ordre: 200



16.513

Sort kabinetlås med galvaniseret u-beslag.

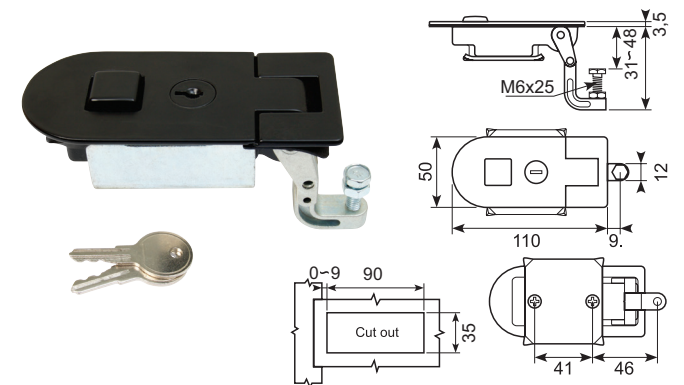
Black coated compartment lock with galvanized u-bracket.



16.520

Sort kabinetlås med galvaniseret u-beslag.

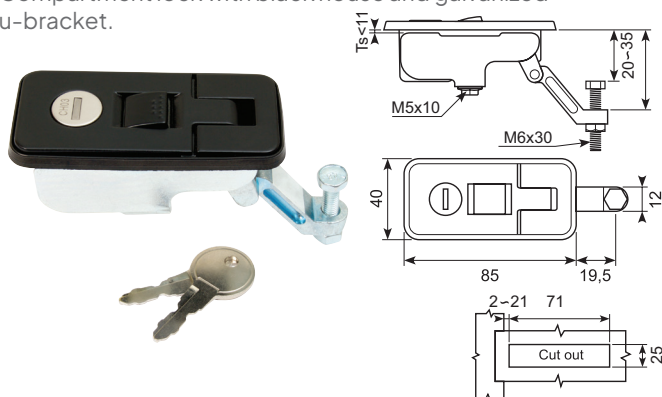
Black coated compartment lock with galvanized u-bracket.



16.518

Kabinetlås med sort hus og galvaniseret u-beslag.

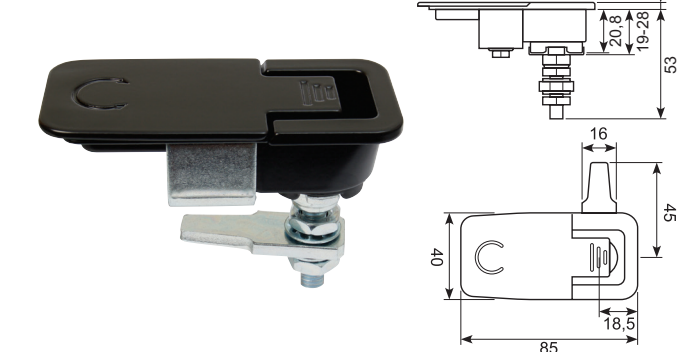
Compartment lock with black house and galvanized u-bracket.



16.501

Sort pulverlakeret løft og drej lås med justerbar tunge.

Black coated lift and turn lock with adjustable cam. Cut out 73 x 30.



**56.1000-518**

**Sort nøgle.**  
Black key.

6  
34  
55

**56.1000-517**

**Sort nøgle.**  
Black key.

6,5  
34  
55

**50.15349K**

**Forkrommet nøgle.**  
Chrome key.

6,4  
49  
30  
64  
12  
14,5  
Ø7,3  
Ø11  
Ø13,8

**56.1000-820**

**Krom nøgle. 7 mm firkant.**  
Chrome key. 7 mm square.

7  
36  
47

**56.1000-620**

**Krom nøgle. 7 mm firkant.**  
Chrome key. 7 mm square.

7  
Ø14,2  
50  
81

**16.410-1XS**

**Forkrommet nøgle. 7 mm firkant.**  
Key, chrome. 7 mm square.

Ø15  
36  
57

**56.1000-814**

**Krom nøgle. 8 mm firkant.**  
Chrome key. 8 mm square.

8  
36  
47

**56.1000-614**

**Krom nøgle. 8 mm firkant.**  
Chrome key. 8 mm square.

8  
Ø14,2  
50  
81

**56.1000-504**

**Nylon nøgle. PA.**  
Nylon key. PA.

8  
40  
40

**16.382N**

**Stålnøgle til firkantlås. 8 mm firkant.**  
Steel key for square-drive lock.  
8 mm square.

62

**18.0956170**

**Skabsnøgle. 8 mm firkant.** \*  
**DSB-model. Udvendig diameter:**  
**13,5 mm. Min. ordre: 20**  
Locker key. 8 mm square.  
Exterior diameter: 13,5 mm.  
**Min. ordre: 20**

30  
4  
58  
46  
12  
8  
Ø13,5

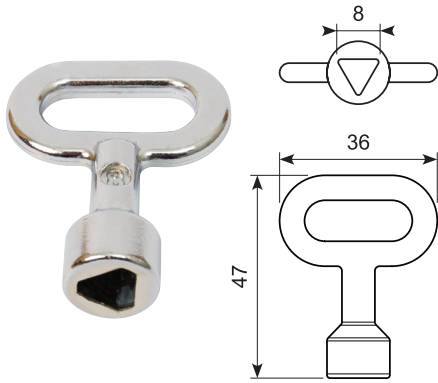
**18.095646X**

**Galvaniseret multi-stjernesnøgle.**  
**T9-6FK-8FK-D5.**  
Galvanized multi key. T9-6FK-8FK-D5.

Ø14  
Ø4,6  
8  
72  
Ø14  
Ø14  
Ø5

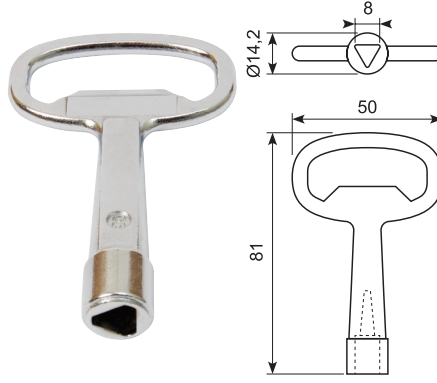
56.1000-813

**Krom nøgle. 8 mm trekant.**  
Chrome key. 8 mm triangle.



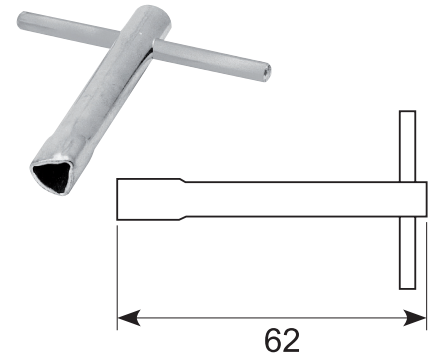
56.1000-613

**Krom nøgle. 8 mm trekant.**  
Chrome key. 8 mm triangle.



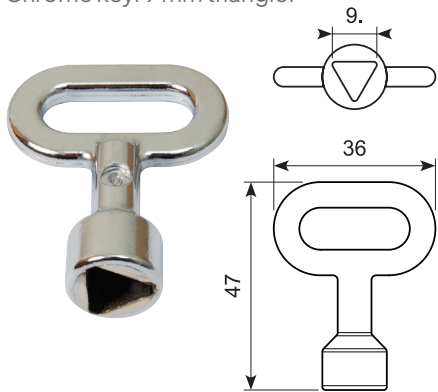
16.381N

**Stålnøgle til trekantlås. 8 mm trekant.**  
For 16.381.  
Steel key for tri-lock. 8 mm triangle.  
For 16.381.



56.1000-821

**Krom nøgle. 9 mm trekant.**  
Chrome key. 9 mm triangle.



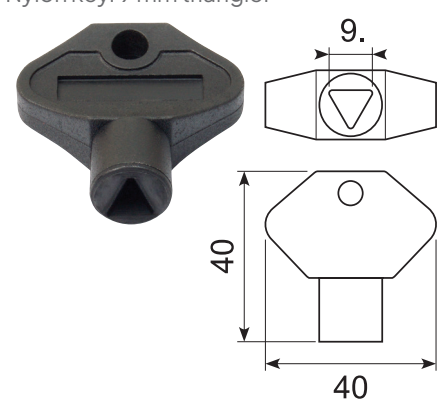
56.1000-621

**Krom nøgle. 9 mm trekant.**  
Chrome key. 9 mm triangle.



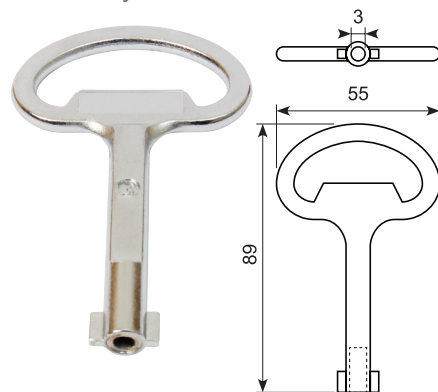
56.1000-521P

**Nylon nøgle. 9 mm trekant.**  
Nylon key. 9 mm triangle.



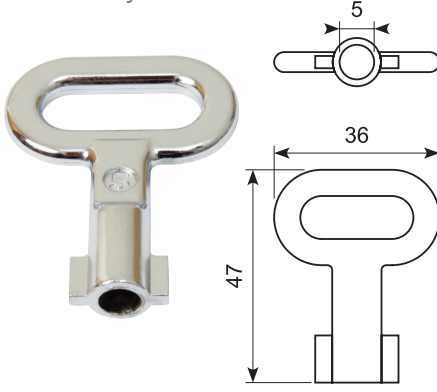
56.1000-612

**Krom nøgle. 3 mm bits.**  
Chrome key. 3 mm bits.



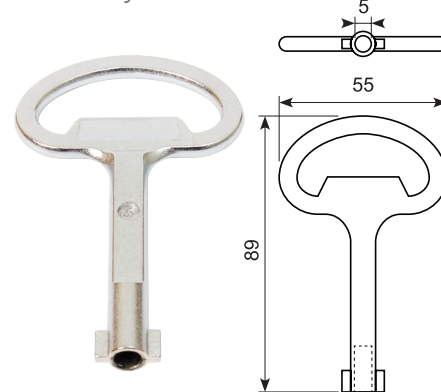
56.1000-812

**Krom nøgle. 5 mm bits.**  
Chrome key. 5 mm bits.



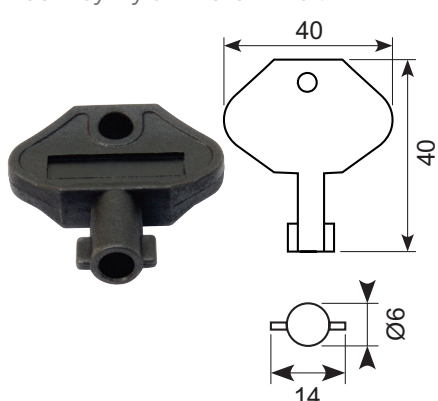
56.1000-611

**Krom nøgle. 5 mm bits.**  
Chrome key. 5 mm bits.



56.1000-502

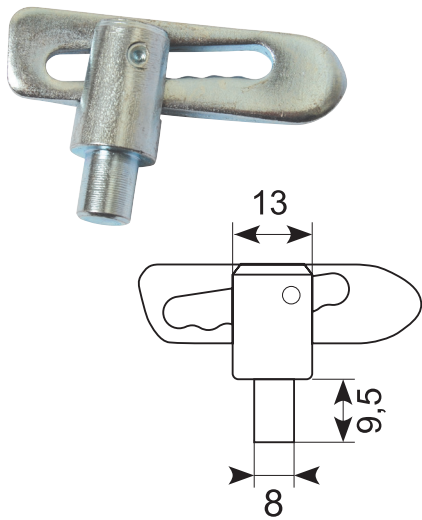
**Sort nøgle. Nylon PA6. 5 mm bits.**  
Black key. Nylon PA6. 5 mm bit.



18.183X

**Lille galvaniseret kilelås/vippelås med tap, Ø8 mm.**

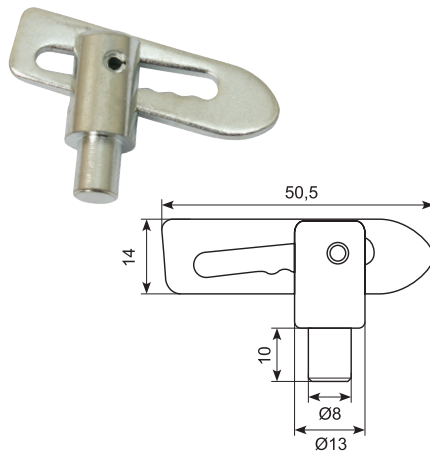
Small galvanized antiluce fastener.  
With Ø8 mm shaft.



18.153050

**Galvaniseret kilelås. Glat uden gevind. ●**  
**Håndtag: Ø13 mm / Ø8 mm**  
**Længde: 10 mm**

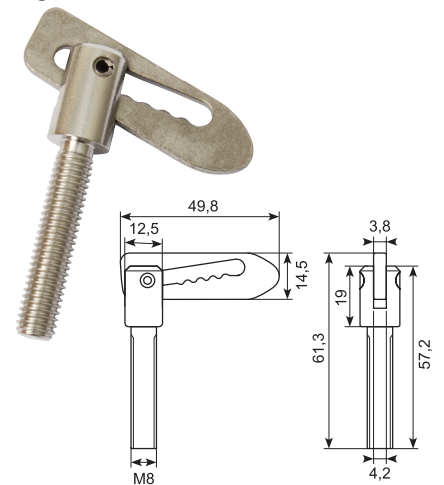
Galvanized antiluce fastener. Smooth without thread. Handle: Ø13 mm / Ø8 mm. Length: 10 mm



18.183SS

**Lille kilelås. Rustfri 304. M8 gevind. Længde: 38 mm.**

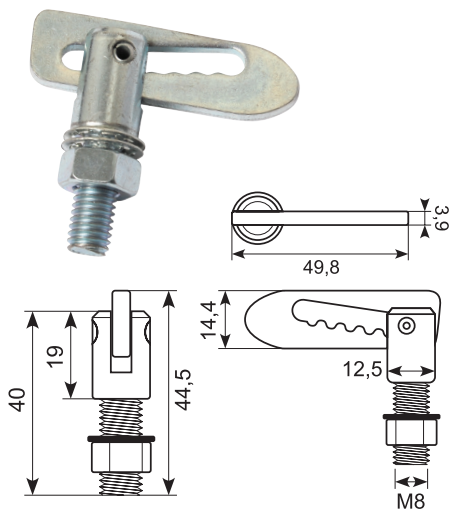
Small antiluce fastener.  
Stainless steel 304. M8 thread.  
Length: 38 mm.



18.183

**Lille galvaniseret kilelås/vippelås. Med møtrik og skive. M8 gevind.**

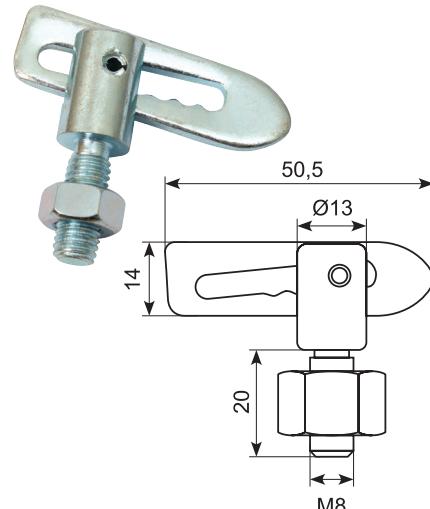
Small galvanized antiluce fastener with nut and washer. Thread: M8.



18.153040

**Galvaniseret kilelås. Med møtrik, uden skive. ●**

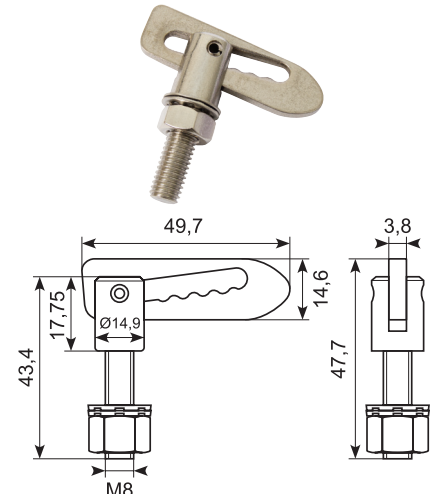
Galvanized antiluce fastener. With nut, no disk.



18.183XSS

**Kilelås, rustfri 304. Inkl. møtrik og skive. Ø12,7 mm. M8 x 25 mm.**

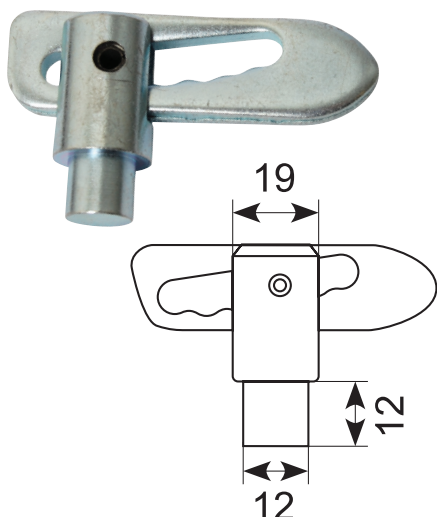
Antiluce fastener Ø12,7 mm.  
Incl. nut/washer. Stainless steel 304.  
M8 x 25 mm.



18.182A

**Stor galvaniseret kilelås/vippelås. Med Ø12 mm tap. ●**

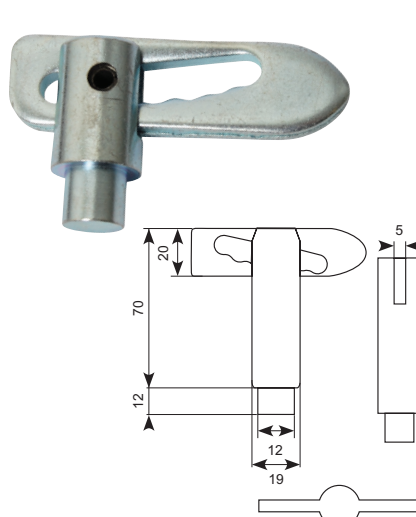
Large galvanized antiluce fastener with Ø12 mm shaft.



18.180XA

**Galvaniseret kilelås. Ø19 x 80 mm. ●**

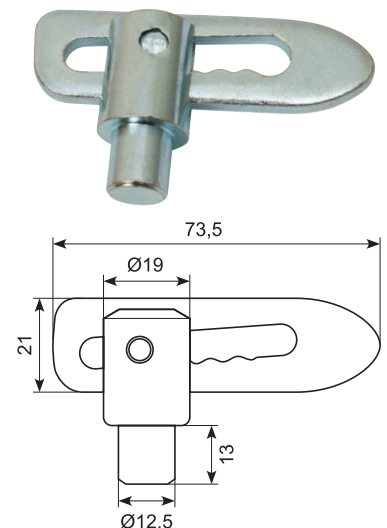
Galvanized antiluce fastener. Ø19 x 80 mm.



18.153010

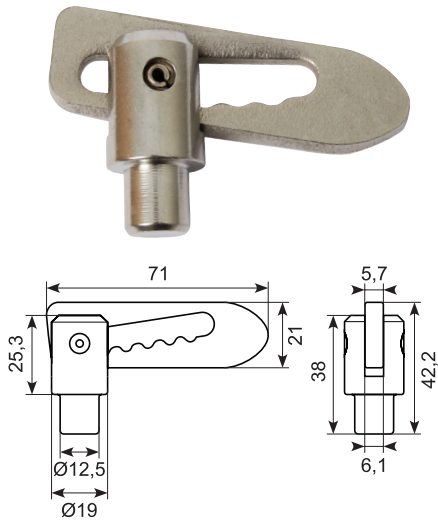
**Galvaniseret kilelås med Ø19 mm håndtag. ●**

Galvanized antiluce fastener with Ø19 mm handle.



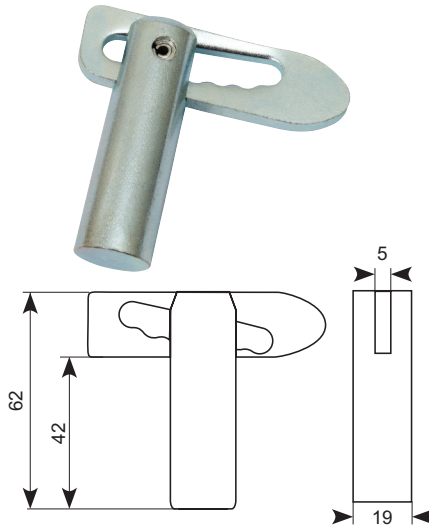
## 18.182SS

**Rustfri 304 kilelås, Ø19 mm.**  
Stainless 304 antiluce fastener Ø19.



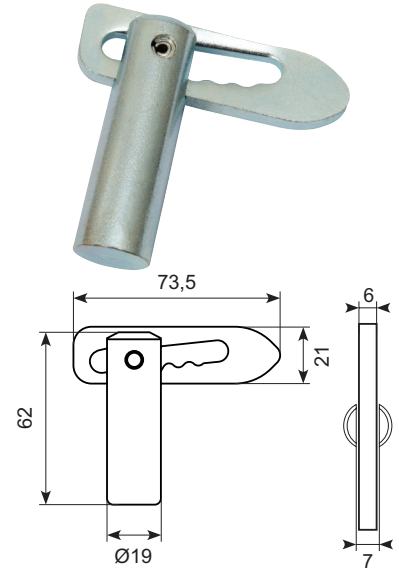
## 18.180B

**Galvaniseret kilelås. Ø19 x 62 mm.**  
Galvanized antiluce fastener. Ø19 x 62 mm.



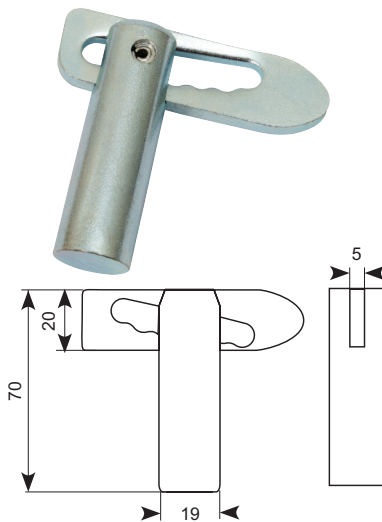
## 18.180

**Galvaniseret kilelås.**  
Galvanized antiluce fastener.



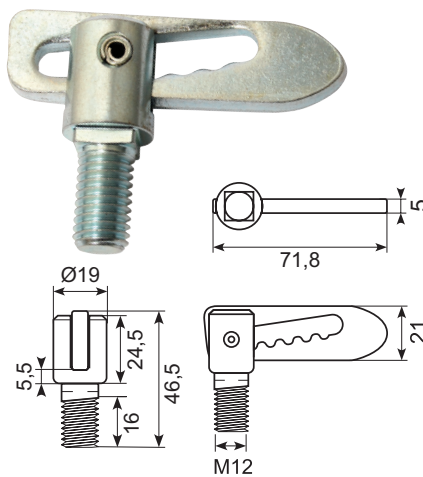
## 18.180A

**Galvaniseret kilelås. Ø19 x 70 mm**  
Galvanized antiluce fastener. Ø19 x 70 mm



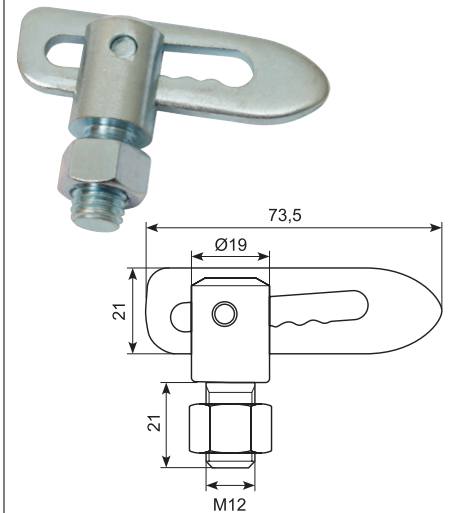
## 18.182X

**Stor galvaniseret kilelås/vippelås. Med M12 gevind.**  
Large galvanized antiluce fastener. With Ø12 mm thread.



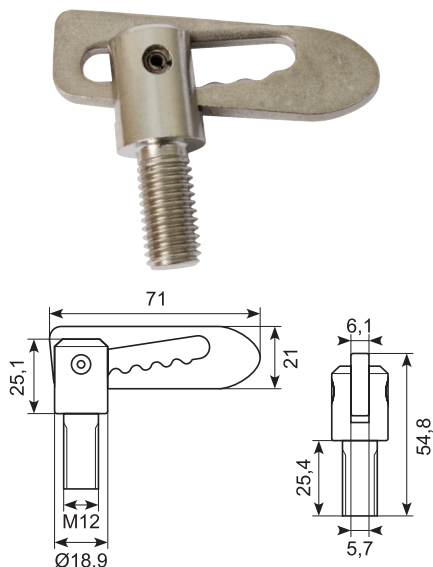
## 18.153020

**Galvaniseret kilelås med møtrik. Ø19 mm håndtag.**  
Galvanized antiluce fastener with nut. Ø19 mm handle.



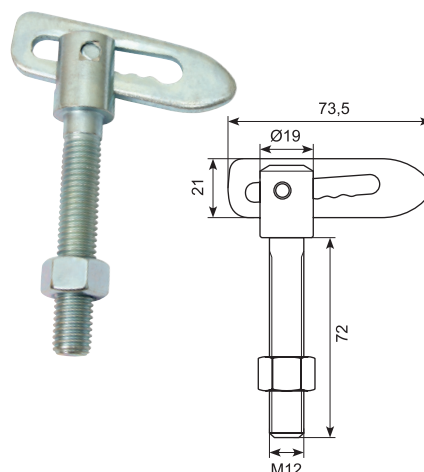
## 18.182XSS

**Kilelås, rustfri 304.**  
Antiluce fastener. Stainless steel 304.

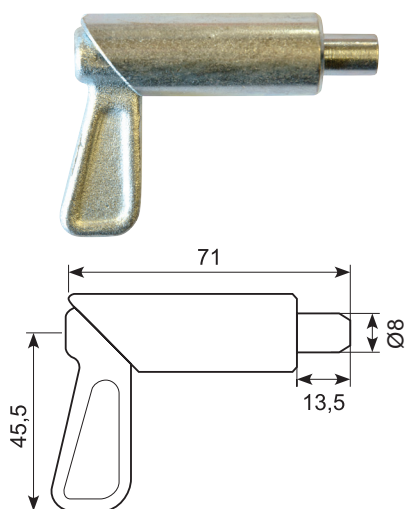


## 18.153030

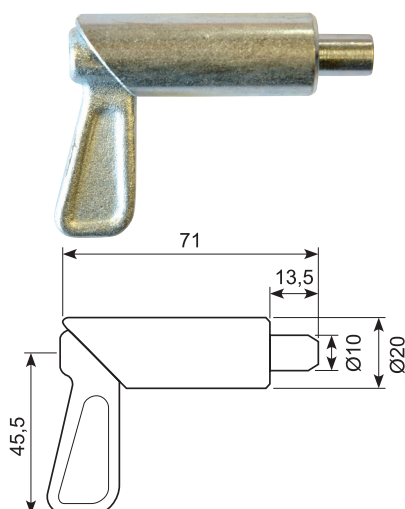
**Galvaniseret kilelås med møtrik. Ø19 mm håndtag.**  
**Gevindlængde: 65 mm.**  
Galvanized antiluce fastener. With nut. Ø19 mm handle. Thread: 65 mm.



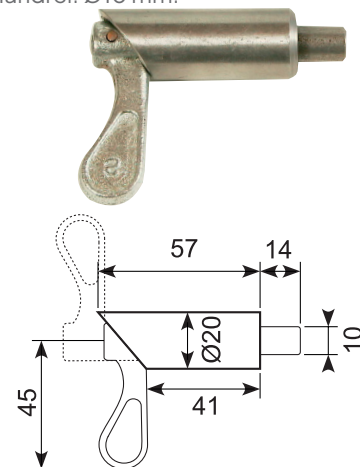
18.185X-1

**Galvaniseret fjederrigellås.****Dorn: Ø8 mm.**Galvanized spring bolt, spring loaded.  
Mandrel: Ø8 mm.

18.185X

**Galvaniseret fjederrigellås.****Dorn: Ø10 mm.**Galvanized spring bolt, spring loaded.  
Mandrel: Ø10 mm.

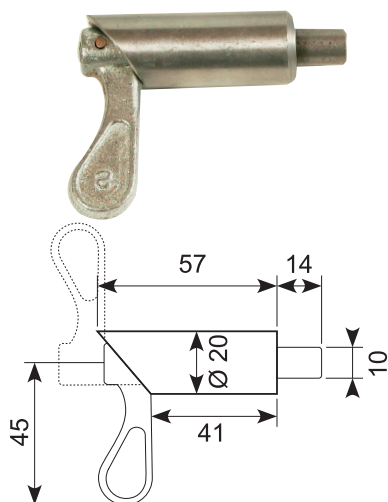
18.185J

**Rigellås med fjederbelastning.****Jern med jern kerne og alloy håndtag. Dorn: Ø10 mm.**Spring bolt, spring loaded. Iron with iron core and alloy handle.  
Mandrel: Ø10 mm.

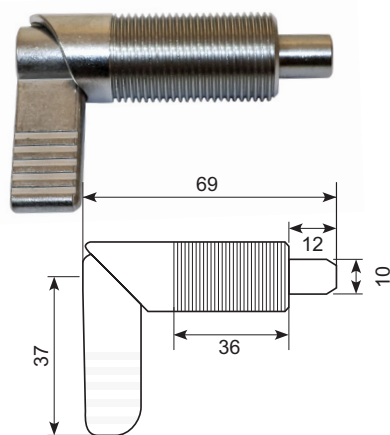
18.185S

**Rigellås med fjederbelastning.****Rustfrit stål AISI 303. Dorn: 10 mm.**

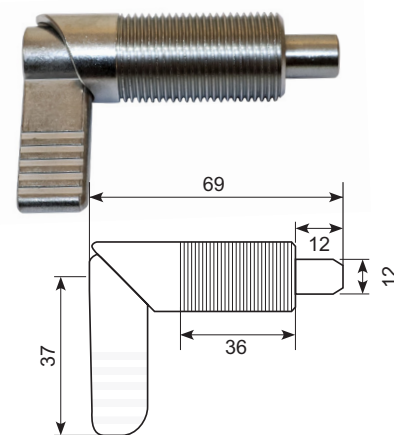
Spring bolt, spring loaded. Stainless steel AISI 303. Mandrel: Ø10 mm.



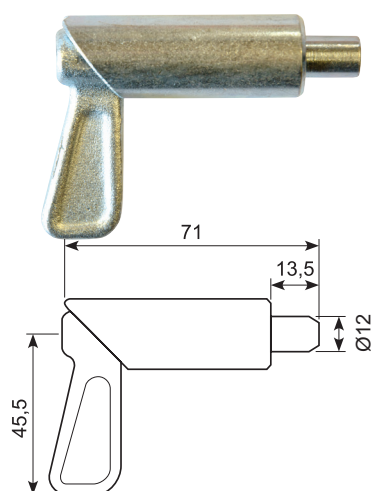
18.185X-5

**Fjederrigellås. dorn Ø 10.0 mm.****Rustfri SS303 total længde 69mm med gevind M20x1.5mm**  
Spring loaded bolt Ø 10.0 mm  
length 69mm stainless SS303  
w/thread m20x1.5 mm

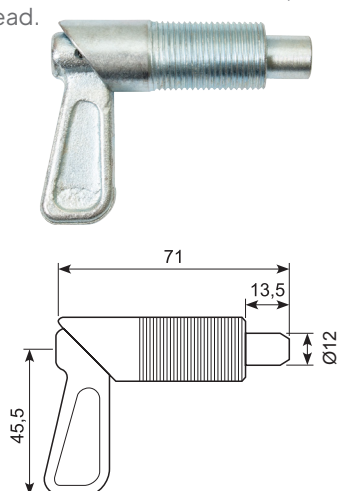
18.185X-6

**Fjederrigellås. dorn Ø 12.0 mm.****Rustfri SS303 total længde 69mm med gevind M20x1.5mm**  
Spring loaded bolt Ø 12.0 mm  
length 69mm stainless SS303  
w/thread m20x1.5 mm

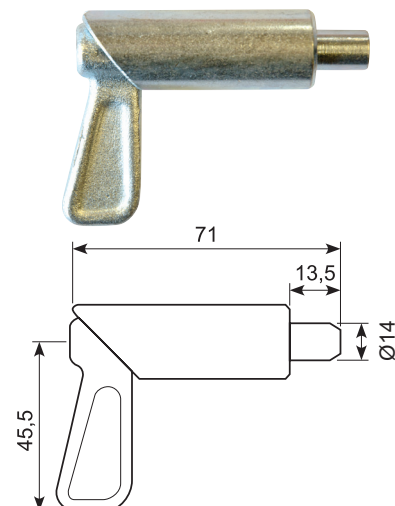
18.185X-2

**Galvaniseret fjederrigellås.****Dorn: Ø12 mm.**Galvanized spring bolt, spring loaded.  
Mandrel: Ø12 mm.

18.185X-4

**Galvaniseret fjederrigellås.****Dorn: Ø12 mm. Med M20 x 1,5 mm gevind.**  
Galvanized spring bolt, spring loaded.  
Mandrel: Ø12 mm. With M20 x 1,5 mm thread.

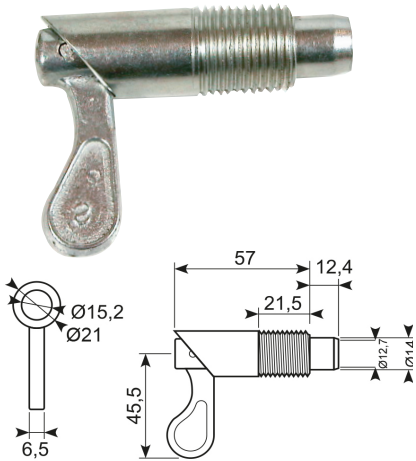
18.185X-3

**Galvaniseret fjederrigellås.****Dorn: Ø14 mm.**Galvanized spring bolt, spring loaded.  
Mandrel: Ø14 mm.

18.195

**Galvaniseret fjederriggellås. Bolt: Ø14 mm. 20 mm lang.**  
**Bemærk: 1/2" -14 BSPT rørgvind**

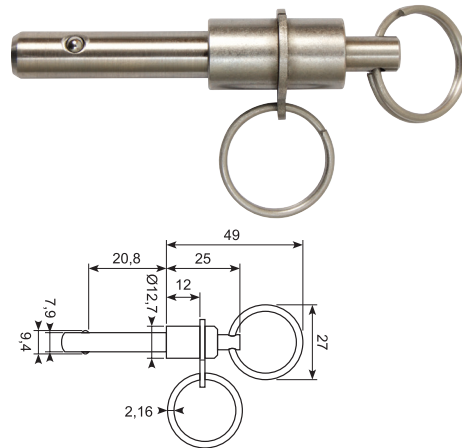
Galvanized spring bolt, spring loaded. Mandrel: Ø14 mm. Length: 20 mm. Note: 1/2" -14 BSPT pipe thread



50.14816

**Ball pin. Rustfri SS304 med 2 ringe. Grip: 7,9 mm x 20,8 mm. Min. ordre: 100**

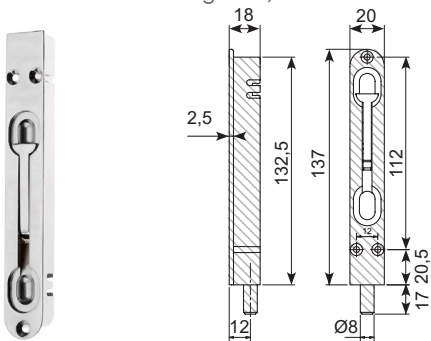
Ball pin. Stainless SS304 with 2 rings. Grip: 7,9 mm x 20,32 mm. Min. order: 100



50.921520

**Kantrigel/Paskvil lås 137x20mm Ø8 Pin17mm (justerbar pin 16-22mm låst med loctite, men kan skrues ud/ind, men kræver så låsesikring igen.)**

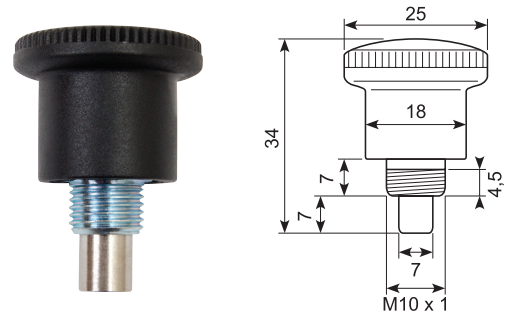
Paskvil lock Chrome 137x20mm Ø8. Pin17mm. (can be adjusted 16-22mm but locked with loctite, if adjusted you need to add new locking fluid).



50.14934B-7

**Galvaniseret positioneringsbolt. Nylonknop.**

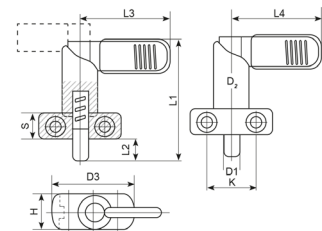
Galvanized position bolt. Nylon knob.



18.185B-12-20

**Fjederrigel med flangemontering, stål, sort oxideret**

Springbolt with flange mounting, steel, Black oxidised



Vare nr. Item no.	D1	D2	D3	H	K	L1	L2	L3	L4	S	Spring load ≈ Initial	End
*	6 0.24	16 0.63	35 1.38	16 0.63	20 0.79	56 2.20	10 0.39	32 1.26	42 1.65	12 0.47	12 N 2.70 lbf	32 N 7.19 lbf
*	8 0.31	16 0.63	35 1.38	16 0.63	20 0.79	56 2.20	10 0.39	32 1.26	42 1.65	12 0.47	12 N 2.70 lbf	32 N 7.19 lbf
*	8 0.31	20 0.79	40 1.57	20 0.79	22 0.87	69 2.72	12 0.47	37 1.46	52 2.05	15 0.59	21 N 4.72 lbf	58 N 13.04 lbf
*	10 0.39	16 0.63	35 1.38	16 0.63	20 0.79	56 2.20	10 0.39	32 1.26	42 1.65	12 0.47	12 N 2.70 lbf	32 N 7.19 lbf
*	10 0.39	20 0.79	40 1.57	20 0.79	22 0.87	69 2.72	12 0.47	37 1.46	52 2.05	15 0.59	21 N 4.72 lbf	58 N 13.04 lbf
18.185B-12-20	12 0.47	20 0.79	40 1.57	20 0.79	22 0.87	69 2.72	12 0.47	37 1.46	52 2.05	15 0.59	21 N 4.72 lbf	58 N 13.04 lbf

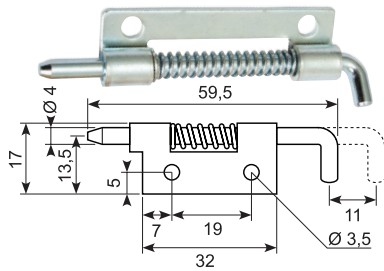
## 120° Hængsel Hinge

Hus: Stål, ikke belagt eller forzinket  
 Stift: Stål, galvaniseret Fjeder: Stål

Housing: Steel, non plated or zinc plated

Pin: Steel, zinc plated Spring: Spring steel

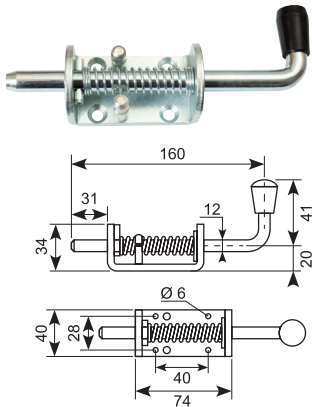
	Sortmalet, højre Black painted, RH	Forkromet, venstre Chrome plated, LH
Uden belægning Non-plated	56.3023-300 *	56.3024-300 *
Forzinket Zinc Plated	56.3023-330 *	56.3024-330 *



18.186J

Galvaniseret fjederrigel med stopbolte. ●  
 Dorn: Ø12 mm.  
 PVC prop: 18.186J-1.  
 Løs rørsplit: 18.186J-2.

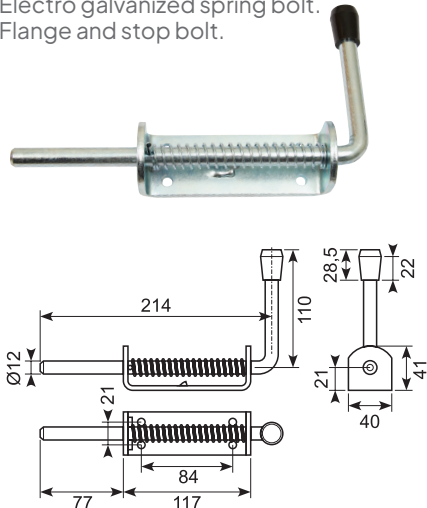
Galvanized spring bolt with stop pins.  
 Mandrel: Ø12 mm.  
 PVC plug: 18.186J-1.  
 Loose pipe split: 18.186J-2.



18.190J

EL-galvaniseret fjederrigel.  
 Flange og stopbolt. ●

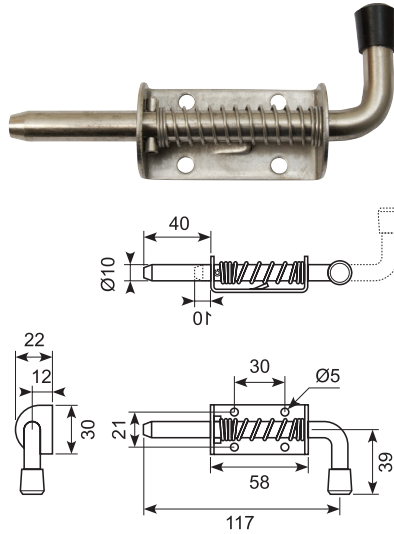
Electro galvanized spring bolt.  
 Flange and stop bolt.



## 50.0152103S

Skudrigel. Rustfri SS304. ●  
 Dorn: Ø10 mm.

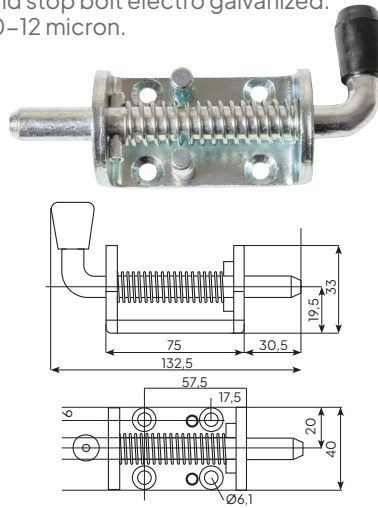
Spring loaded. Mandrel: Ø10 mm.  
 Stainless steel SS304.



18.186X

Fjederrigel, Ø12 mm, kort dorn. ●  
 Flange og stopbold el-galvaniseret stål.  
 10-12 micron.

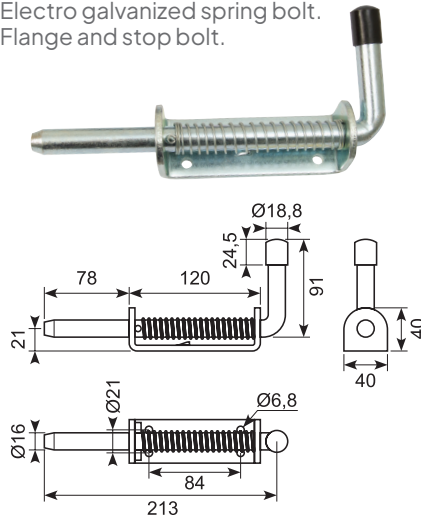
Spring bolt, Ø12 mm, short dorn. Flange  
 and stop bolt electro galvanized.  
 10-12 micron.



18.191J

EL-galvaniseret fjederrigel.  
 Flange og stopbolt. ●

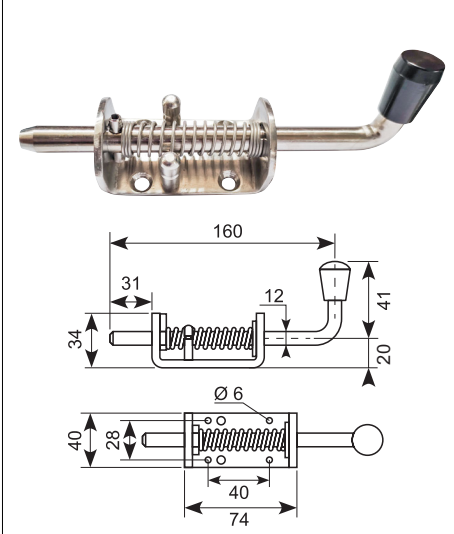
Electro galvanized spring bolt.  
 Flange and stop bolt.



## 18.186J-SS304

Rustfri 304 fjederrigel med  
 stopbolte. Dorn: Ø12 mm. ●

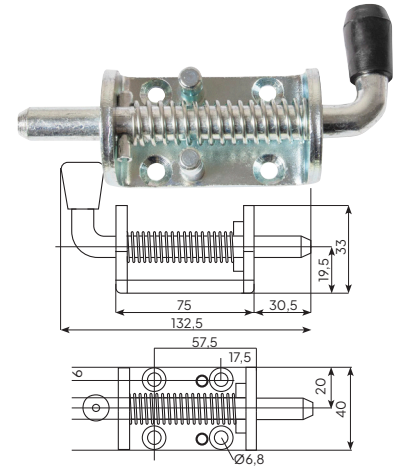
Stainless 304 spring bolt with stop pins.  
 Mandrel: Ø12 mm.



18.186XA

Fjederrigel, dorn Ø12 mm. Flange og  
 stopbolt stål el-galv. 10-12 Micron længde  
 132.5mm. Ø6.8 huller undersænket.

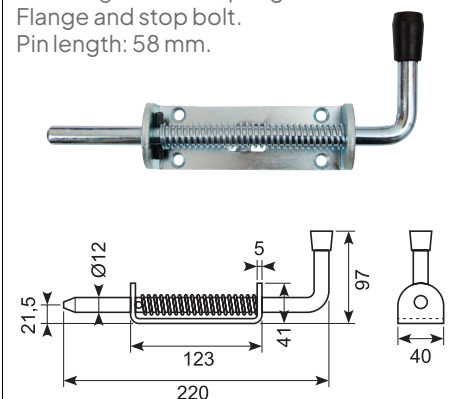
Spring bolt, mandrel Ø12 mm. Flange and  
 stop bolt, steel, zinc plated. 10-12 micron  
 length 132.5mm. Ø6.8 countersunk holes.



18.190JX

El-galvaniseret fjederrigel.  
 Flange og stopbolt. ●

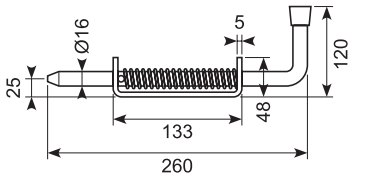

Electro galvanized spring bolt.  
 Flange and stop bolt.  
 Pin længde: 58 mm.



## 18.191JX

**EL-galvaniseret fjederrigel.  
Flange og stopbolt.**

Electro galvanized spring bolt.  
Flange and stop bolt. Pin length: 72 mm.

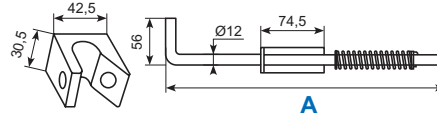
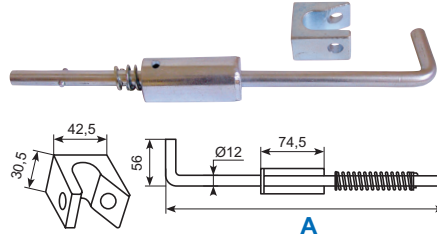


## Fjederrigel Spring bolt

**Ubehandlet fjederrigel  
inkl. modhold. Til svejsning.**

Raw spring bolt incl. catch plate.  
For welding.

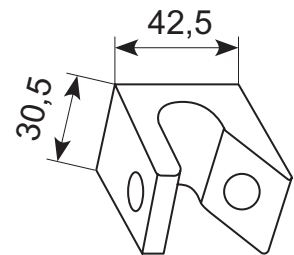

Varenr. Item no.	A mm
18.196-150	* 150
18.196-170	170
18.196-190	190
18.196-330	330



## 18.196A

**Ubehandlet modhold til 18.196-150,  
18.196-170, 18.196-190 og  
18.196-330. Til svejsning.**

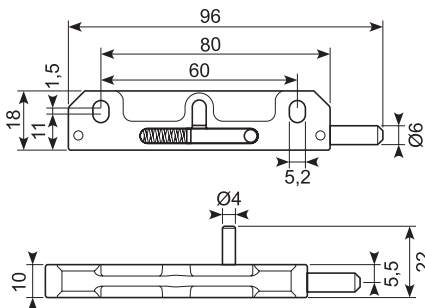
Raw catch plate for spring bolt  
18.196-150, 18.196-170, 18.196-190 and  
18.196-330. For welding.



## 18.192

**Zink fjederrigel. Sandblæst nic.  
Rustfri pin og fjeder.**

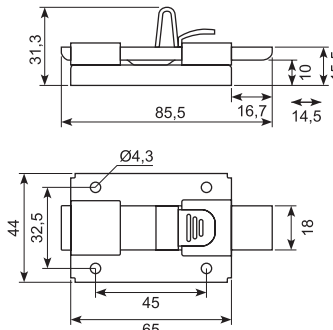

Zinc spring bolt. Sandblasted nic.  
Stainless pin and spring.



## 18.193J

**Rustfri 304 skudrigel med kliklås i  
yderposition.**

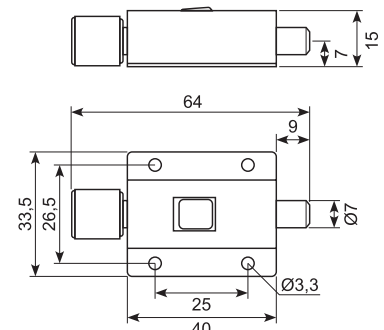
Stainless 304 sliding bolt with click lock  
in outer position.



## 18.194J

**Rustfri skudrigel. Aktiveres med  
knap. Ikke låst i yderposition.**

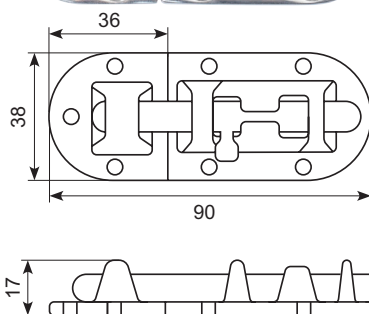

Stainless sliding bolt. Activated with a  
knob. Not locked in outer position.



## 63.052080

**Rustfri 304 skudrigel.**

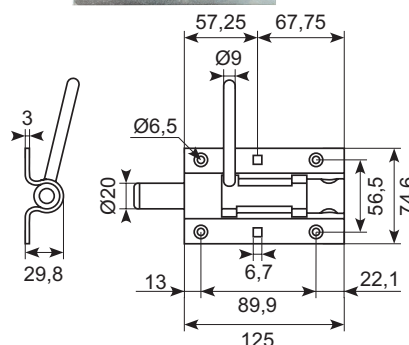

Stainless 304 door bolt.



## 18.197

**Galvaniseret rigel. Heavy Duty.**

Galvanized bolt. Heavy duty.



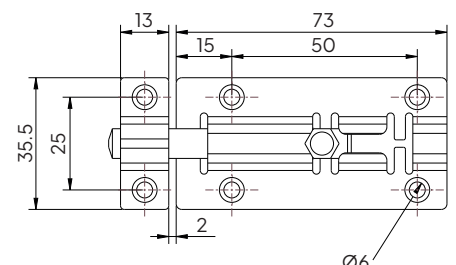

## 18.198A

**Rustfri 304 skudrigel**

**35.5x73mm Ø8**

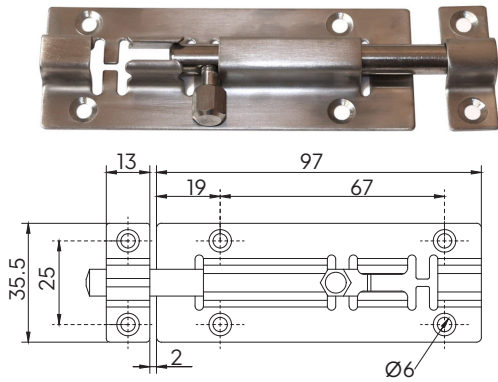
Stainless ss304 push bolt

35.5x73mm Ø8



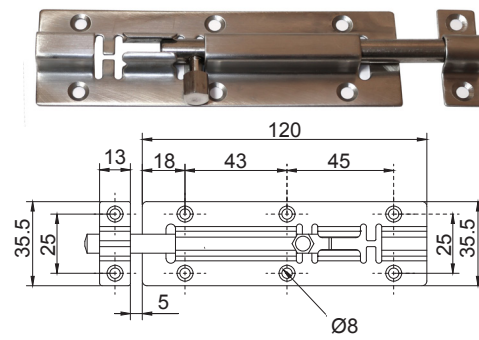
18.198B

**Rustfri 304 skudrigel 35.5x97mm Ø8**  
Stainless 304 push bolt 35.5x97mm Ø8



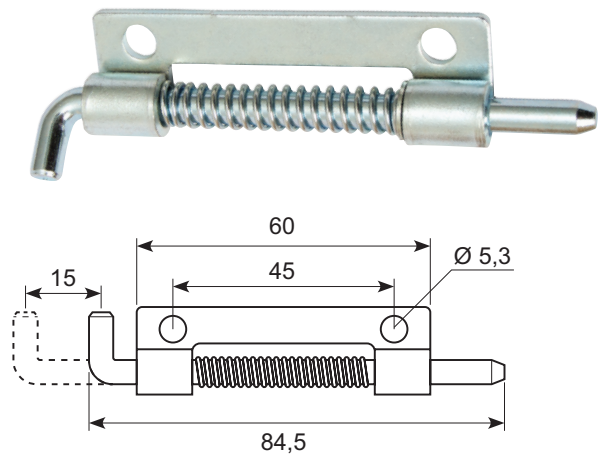
18.198C

**Rustfri 304 skudrigel, 35.5x120mm Ø8**  
Stainless 304 sliding bolt, 35.5x120mm Ø8




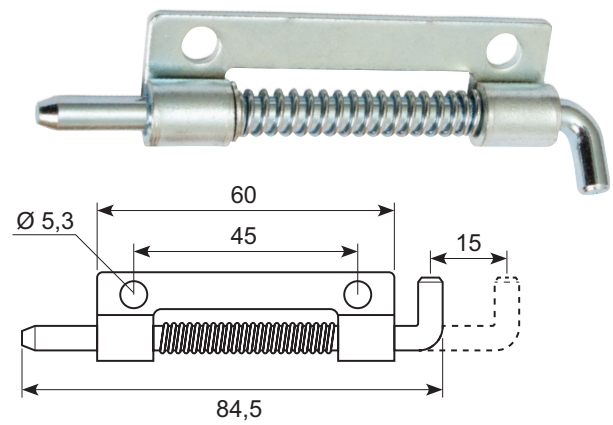
56.3027-330

**Galvaniseret fjederrigel, venstre. Ø5 mm pin. 12,6 mm lang.**  
Galvanized spring bolt, LH. Ø5 mm pin. 12,6 mm long.



56.3025-330

**Galvaniseret fjederrigel, højre. Ø5 mm pin. 12,6 mm lang.**  
Galvanized spring bolt, RH. Ø5 mm pin. 12,6 mm long.




## Rustfri positioneringsbolt Stainless positionbolt

### Positioneringsbolt. Rustfri SS303. Nylonknop. Med hvileposition.

Position bolt. Stainless SS303. Nylon knob. With rest position.

Hoveddimensioner Main dimensions										Fjedertryk Spring load	
Varenummer Item no.	d <sup>-0.02 -0.04</sup>	L	d1	D	I	l1 min.	l2	l3 min.	S	Preload [~N]	Max. load [~N]
50.14934A-5	5	29	M10x1	21	17	5	5	15	12	6	15
50.14934A-6	6	35	M12x1,5	25	20	6	6	17	14	8	21
50.14934A-8	8	42,5	M16x1,5	31	26	7	8	23	19	9	26
50.14934A-10	10	48	M20x1,5	31	33	10	10	30	22	17	40

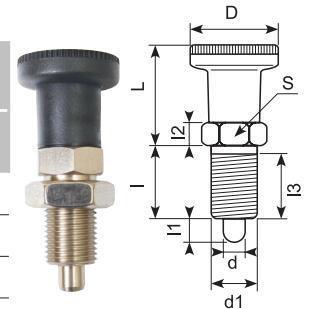


## Rustfri positioneringsbolt Stainless positionbolt

### Positioneringsbolt. Rustfri SS303. Nylonknop. Uden hvileposition.

Position bolt. Stainless SS303. Nylon knob. Without rest position.

Hoveddimensioner Main dimensions										Fjedertryk Spring load	
Varenummer Item no.	d <sup>-0.02 -0.04</sup>	L	d1	D	I	l1 min.	l2	l3 min.	S	Preload [~N]	Max. load [~N]
50.14934A-5X	5	23	M10x1	21	17	5	5	15	12	6	15
50.14934A-6X	6	28,5	M12x1,5	25	20	6	6	17	14	8	21
50.14933A-8X	8	34	M16x1,5	31	12	8	6	9	19	14	24
50.14934A-8X	8	35	M16x1,5	31	26	8	8	23	19	9	26
50.14934A-10X	10	37	M20x1,5	31	33	10	10	30	22	17	40

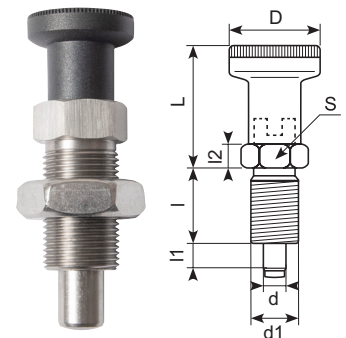


## Rustfri positioneringsbolt Stainless positionbolt

### Positioneringsbolt. Rustfri SS303. Nylonknop. Med skjult hvileposition.

Position bolt. Stainless SS303. Nylon knob. With hidden rest position.

Hoveddimensioner Main dimensions										Fjedertryk Spring load	
Varenummer Item no.	d <sup>-0.02 -0.04</sup>	L	d1	D	I	l1 min.	l2	S	Preload [~N]	Max. load [~N]	
50.14936A-4	4	19	M8 x1	16	16	4	5	10	4,5	12	
50.14936B-4	4	19	M8 x1	16	16	6	5	10	4	12,5	
50.14936A-5	5	22	M10 x1	19	18	5	6	12	5	15	
50.14936B-5	5	22	M10 x1	19	18	8	6	12	5	18	
50.14936A-6	6	26	M12 x1,5	23	22	6	6	14	6,5	19	
50.14936B-6	6	26	M12 x1,5	23	22	9	6	14	6	25	
50.14936A-8	8	32	M16 x1,5	28	26	8	8	17	8,5	26	
50.14936B-8	8	32	M16 x1,5	28	26	12	8	17	8,5	28	
50.14936A-10	10	32	M16 x1,5	28	26	12	8	17	9,5	38	
50.14936A-12	12	34	M20 x1,5	28	33	15	10	22	11,5	40	




## Rustfri positioneringsbolt Stainless positionbolt

### Positioneringsbolt. Rustfri SS303. Nylonknop. Uden hvileposition.

Position bolt. Stainless SS303. Nylon knob. Without rest position.

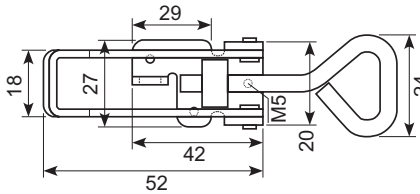
Hoveddimensioner Main dimensions										Fjedertryk Spring load	
Varenummer Item no.	d <sup>-0.02 -0.04</sup>	L	d1	D	I	l1 min.	l2	S	Preload [~N]	Max. load [~N]	
50.14936A-10X	10	32	M16x1,5	28	26	12	8	17	9,5	38	



18.125

**Galvaniseret excenterlukker med modhold.** Justerbar: 70 – 82 mm.

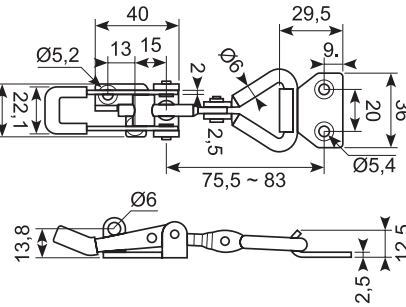
Galvanized side board latch with catch plate. Adjustable: 70–82 mm.



18.125A

**Rustfri 316/syrefast excenterlås med leddelt øje.** Justerbar: 75,5 – 83 mm.

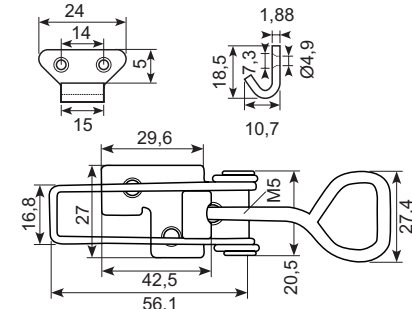
Stainless 316 acid-proof side board latch. Adjustable: 75,5 – 83 mm.



18.125SS304A

**Excenterlukker med bøjle til hængelås.** Inkl. modhold.**Rustfri SS304.** Justerbar: 70 – 82 mm.

Side board latch with shackle for padlock and catch plate. Stainless SS304.

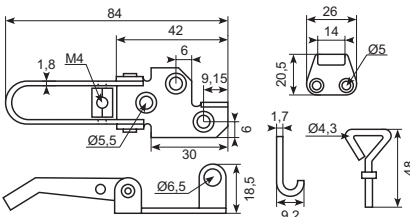



63.051990J

**Spændeoverfald inkl. låsehage.** Rustfri stål SS316.

Justerbar: 70 – 82 mm.

Buckle fasteners incl. lock hook. Stainless steel SS316. Adjustable: 70 – 82 mm.

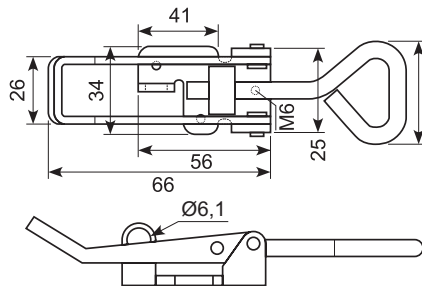



18.125X

**Galvaniseret excenterlukker med modhold.** Justerbar: 103 – 118 mm.

Armlængde: 80 mm.

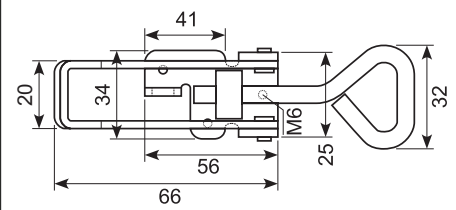

Galvanized side board latch with catch plate. Adjustable: 103 – 118 mm. Arm length: 80 mm.



18.125XSS304

**Excenterlukker med bøjle til hængelås inkl. modhold.** Rustfri SS304.Justerbar: 103 – 118 mm. **Udgår**

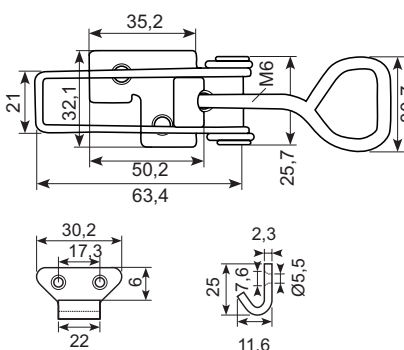
Side board latch with shackle for padlock and catch plate. Stainless steel SS304103. Adjustable: 103 – 118 mm.

**Discontinued**

18.125XSS304A

**Excenterlukker med bøjle til hængelås inkl. modhold.** Rustfri SS304.

Side board latch with shackle for padlock and catch plate. Stainless steel SS304103. Adjustable: 103 – 118 mm.



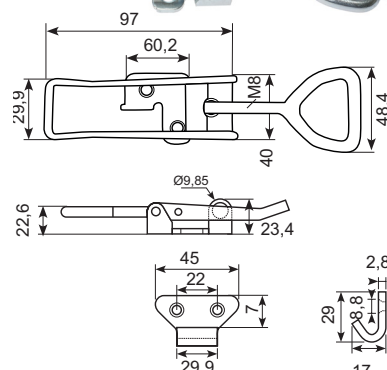

18.126A

**Galvaniseret excenterlukker med bøjle til hængelås.**

Justerbar: 155 – 170 mm.

Inkl. hjertekrog 44,5 x 21 mm.

Galvanized side board latch with shackle for padlock with backstop. Adjustable: 155 – 170 mm. With heart hook 44,5 x 21 mm.

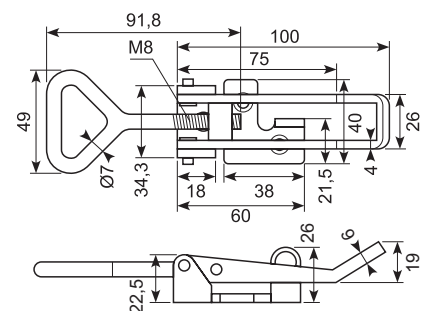



18.126SS304

**Excenterlukker med bøjle til hængelås.** Rustfri SS304.

Justerbar: 155 – 170 mm.

Side board latch with shackle for padlock. Stainless SS304. Adjustable: 155 – 170 mm.



**18.126XLZ**

**Galvaniseret excenterlukker.** ●  
Galvanized side board latch.

**18.126XLSS**

**Rustfri excenterlukker.** ●  
Stainless side board latch.

**18.126XLA**

**Rustfri/syrefast excenterlukker.** ★  
**SS316. Med øje til hængelås (Ø9,4 mm). Justerbar: 155 - 175 mm.**  
Stainless/acid-proof side board latch with eye for padlock (Ø9,4 mm). SS316. Adjustable: 155 - 175 mm.

**18.146**

**Sort pulverlakeret rustfrit beslag og modhold. 76 mm. Uden lås.** ●  
Black coated stainless latch with catch plate. 76 mm. Without lock.

**18.148**

**Sort pulverlakeret rustfrit beslag og modhold. 64,5 mm. Med nøgle.** ●  
Black coated stainless latch with catch plate. 64,5 mm with lock and keys.

**18.139**

**Rustfri excenterlukker med bøjle fjeder retur. Med modhold.** ●  
Stainless side board latch with spring and catch plate.

**18.147**

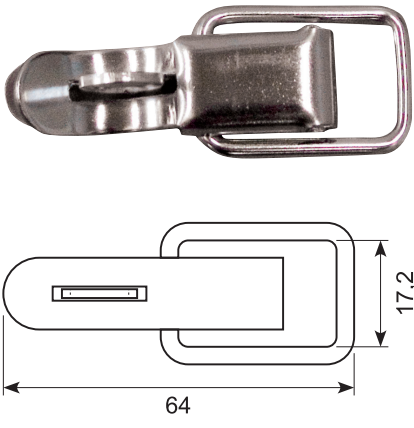
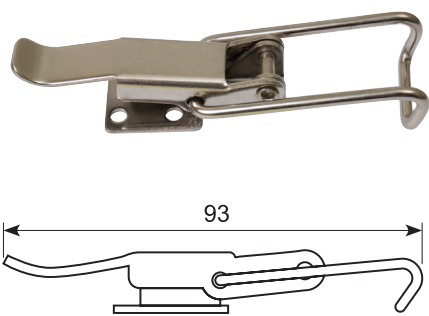
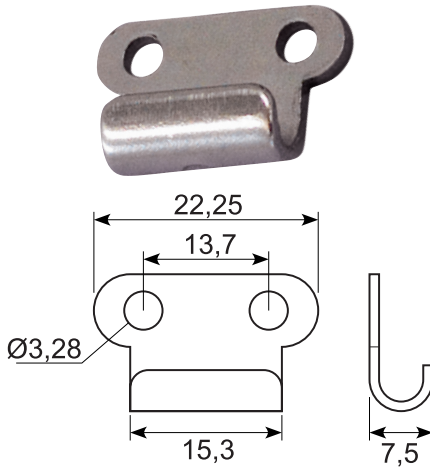
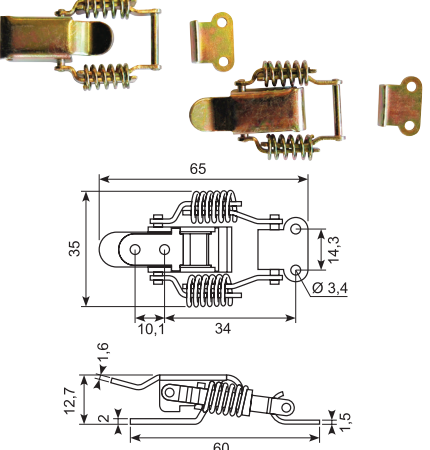
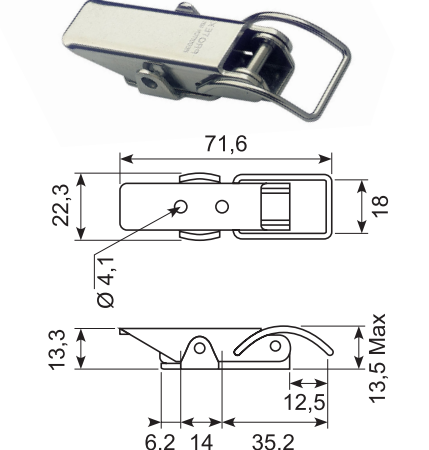
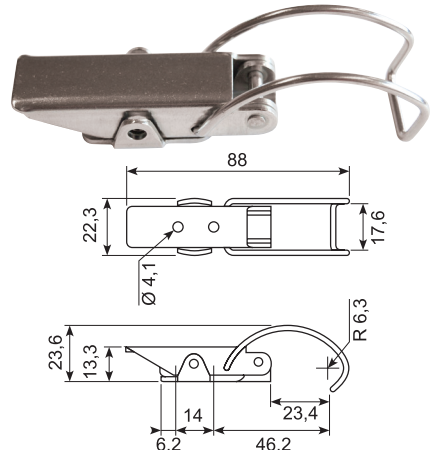
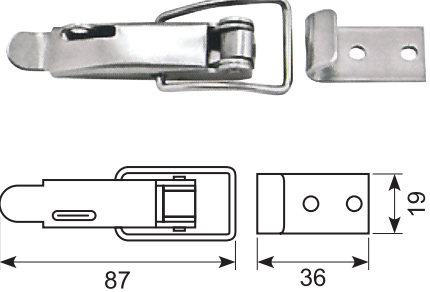
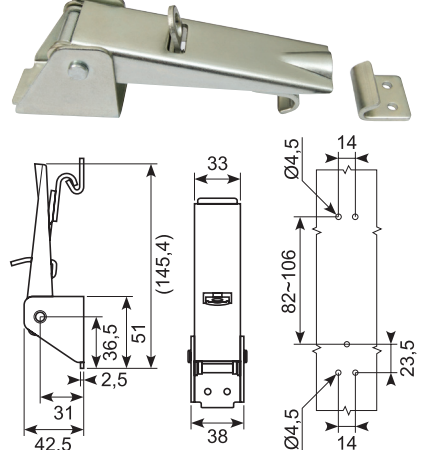
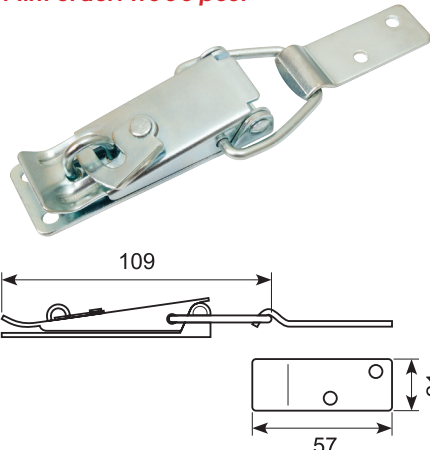
**Sort pulverlakeret beslag og modhold. 76 mm. Med lås og nøgle.** ●  
Black coated latch with catch plate. 76 mm. With lock and keys.

**18.145**

**Sort pulverlakeret beslag med rustfri modhold. Med lås og nøgle.** ● ★  
**Min. ordre 25**  
Black coated latch with stainless keeper. With lock and keys.  
**Min. order 25**

**18.140**

**Galvaniseret excenterlukker. Rustfri bøjle / næse.** ●  
Galvanized side board latch. Stainless nose.

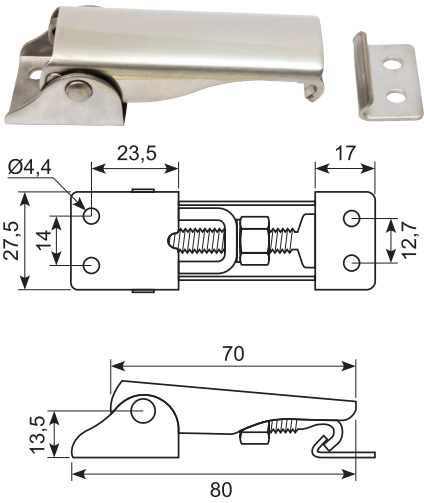
18.128	18.127	18.129
<p><b>Rustfri 304 excenterlukker med hul til lås. Modhold evt. 18.129</b> ●</p> <p>Stainless 316 side board latch. Hole for padlock. Catch plate e.g. 18.129</p> 	<p><b>Rustfri excenterlukker med bøjle. Uden modhold. 11 mm. Modhold evt. 18.129</b> ● *</p> <p><b>Min. ordre: 10.000 stk.</b></p> <p>Stainless side board latch with shackle. Without catch plate. 11 mm. Catch plate e.g. 18.129</p> <p><b>Min. ordre: 10.000 pcs.</b></p> 	<p><b>Modhold med 2 huller. Rustfri SS304.</b> ●</p> <p>Catch plate with 2 holes. Stainless SS304.</p> 
<p><b>18.132J</b></p> <p><b>Galvaniseret snaplås med fjeder og modhold. 54 mm.</b> ● *</p> <p><b>Min. ordre: 2.500 stk.</b></p> <p>Galvanized rigid fasteners with spring and catch plate. 54 mm.</p> <p><b>Min. ordre: 2.500 pcs.</b></p> 	<p><b>18.27633SS</b></p> <p><b>Excenterlukker med bøjle. Rustfri SS304.</b> ●</p> <p><b>Syrefast version: 18.27633SS316</b></p> <p>Side board latch. Stainless steel SS304 Acid-proof version: 18.27633SS316</p> 	<p><b>18.131</b></p> <p><b>Excenterlukker med stor bøjle. Rustfri SS304. 88 mm. Brug modhold 18.129.</b> ●</p> <p>Side board latch with big shackle. Stainless SS304. 88 mm. Use catch plate 18.129.</p> 
<p><b>18.121</b></p> <p><b>Lukkebeslag med hage med modhold. Rustfri SS316. Modhold højde: 13,4 mm.</b> ●</p> <p>Fasteners with catch plate. Stainless SS316. Catch plate height: 13,4 mm.</p> 	<p><b>18.141</b></p> <p><b>Galvaniseret justerbar excenterlukker med modhold. Synlig fod med øje til hængelås.</b> ●</p> <p>Galvanized adjustable side board latch with catch plate. Visible base with eye for lock.</p> 	<p><b>50.14832</b></p> <p><b>Galvaniseret excenterlukker med overfaldshage.</b> ● *</p> <p><b>Inkl. modhold. 103g + 20g. Min. ordre: 1.000 stk.</b></p> <p>Galvanized side board latch with catch plate. 103 g + 20 g. Chin.</p> <p><b>Min. ordre: 1.000 pcs.</b></p> 



18.136

**Justerbar rustfri 304 excenterlukker med modhold.**

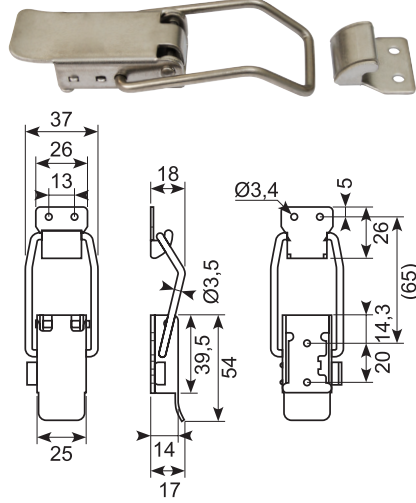
Adjustable stainless 304 snap lock with catch plate.



18.137

**Rustfri 304 excenterlukker med bøjle, sidelås og modhold.**

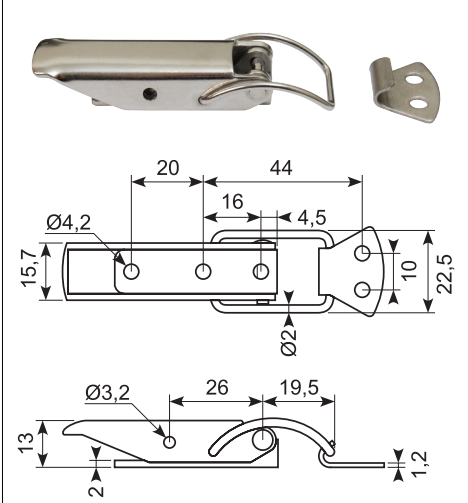
Stainless 304 side board latch with shackle, sidelock and catch plate.



18.138

**Rustfri 304 excenterlukker med bøjle, modhold og hul til split.**

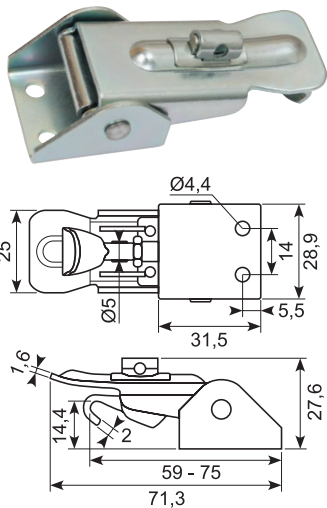
Side board latch with shackle, catch plate and hole for split.



18.153

**Galvaniseret justerbar snaplås med lås.**

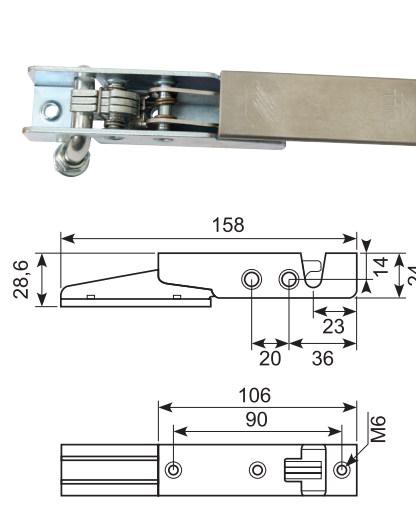
Galvanized adjustable rigid fasteners with lock.



18.142

**Galvaniseret lukker med modhold. Rustfrit håndtag.**

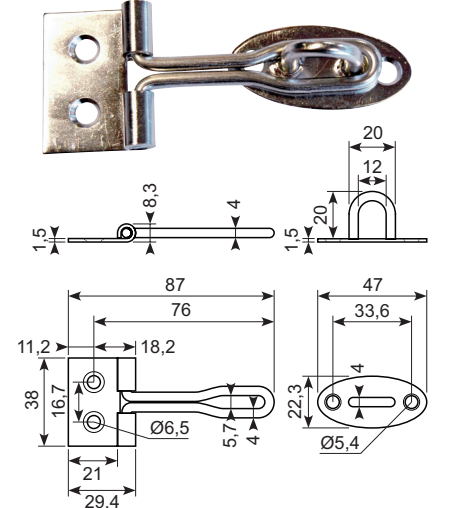
Galvanized snap lock with catch plate. Stainless handle



50.13368

**Overfald. Rustfri/syrefast 316. Electro polished.**

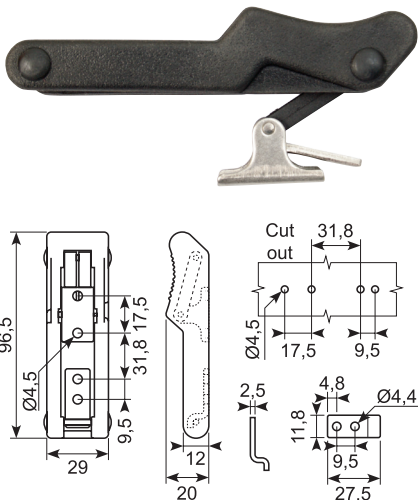
Security latch. Stainless acid-proof 316. Electro polished.



18.149

**Sort gummi håndtag. Rustfrit beslag og modhold.**

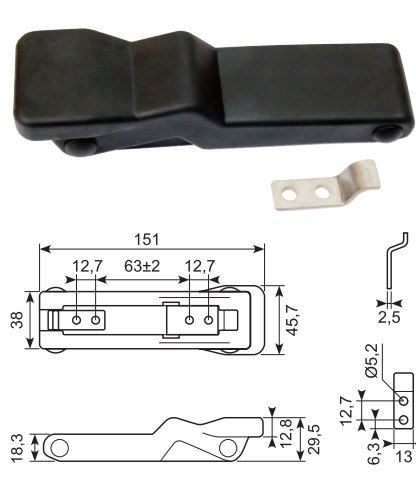
Black rubber handle with catch plate and stainless bracket.



18.149XL

**Sort gummi håndtag. Rustfrit beslag og modhold.**

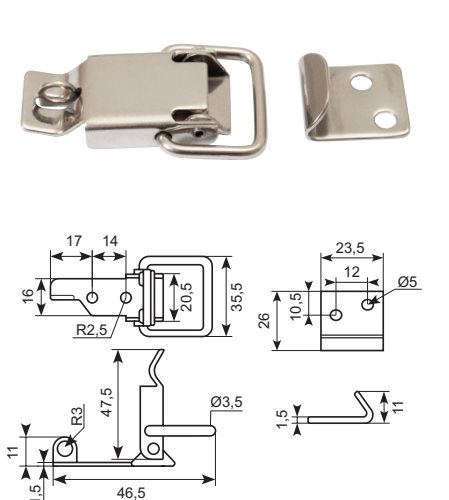
Black rubber handle. Stainless bracket and catch plate.



50.331537

**Galvaniseret lukker med modhold. Rustfrit håndtag.**

Galvanized snap lock with catch plate. Stainless handle.



## 18.18613ZN

**Galvaniseret Protex snaplås. Forberedt til sikring med split. Brudstyrke: 195 kg. Rustfri version: 18.18613SS.**

Galvanized rigid fastener, light duty. Prepared for split pin. Ultimate strength: 195 kg. Stainless version: 18.18613SS.

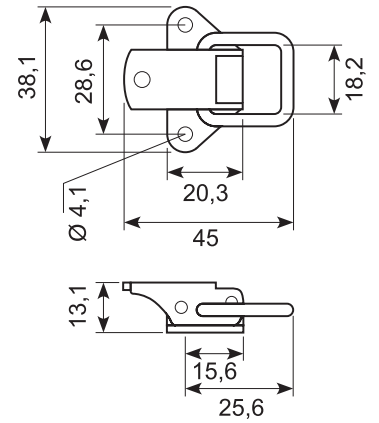
### Modhold

Catch plate

18.01613ZN

18.02613ZN: 16 mm

18.03613ZN: 16 mm



## 18.20505ZN

**Galvaniseret protex snaplås. 16 mm. Rustfri version: 18.20505SS.**

Galvanized rigid fastener, 16 mm. Stainless version: 18.20505SS.

### Modhold

Catch plate

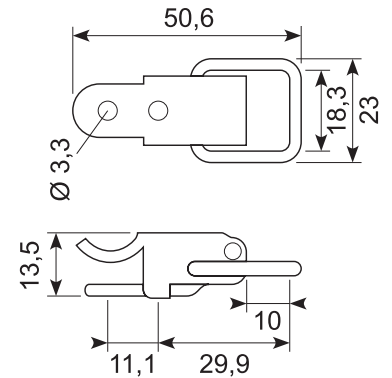
18.01504: **Galvaniseret**/Galvanized

18.01504SS: **Rustfri**/Stainless

18.02504

18.03504

18.011658



## 18.29569ZN

**Galvaniseret lukkebeslag uden hage. Rustfri version: 18.29569SS.**

Rigid fastener without hook. Zinc-plated. Stainless version: 18.29569SS.

### Modhold

Catch plate

18.01535ZN: **Hage galvaniseret**/Galvanized catch

18.01535SS: **Hage rustfri**/Stainless catch

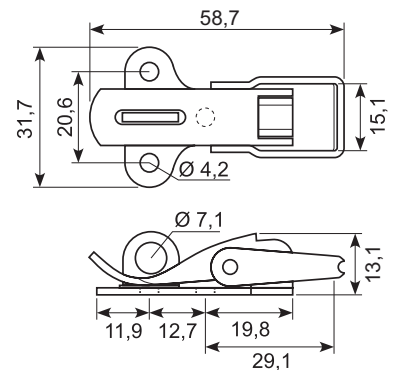
18.02535

18.07535

18.03535ZN: **Hage galvaniseret**/Galvanized catch

18.03535SS: **Hage rustfri**/Stainless catch

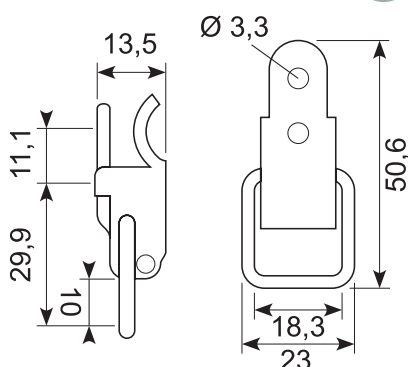

18.08594



## 18.505

**Forzinket lukkebeslag med hage. 45 mm.**

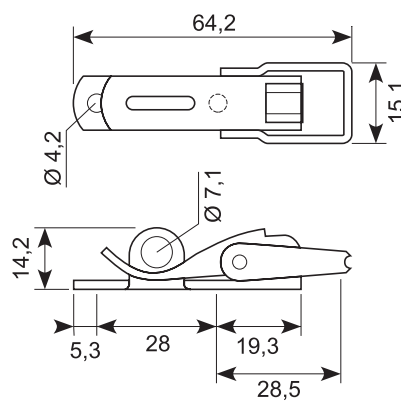
Zinc coated ridget fastener with catch. 45 mm.



## 18.291700SS

**Rustfri 304 protex snaplås.**

Stainless 304 rigid fastener.

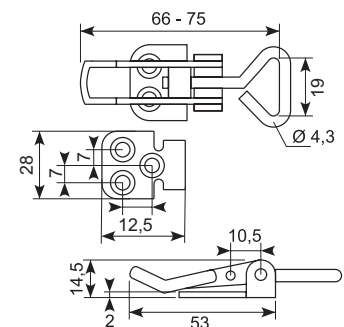


## 18.1090132ZN

**El-forzinket snaplås med stiv bøjle. Justerbar længde.**

**Rustfri udgave: 18.1090532SS**

Electric zinc-plated rigid fastener with rigid shackle. Adjustable length. Stainless version: 18.1090532SS



## 18.282150ZN

**Galvaniseret protex snaplås. Til låg eller faldede kanter. Brudstyrke: 75 kg. Rustfri version: 18.282150SS.**

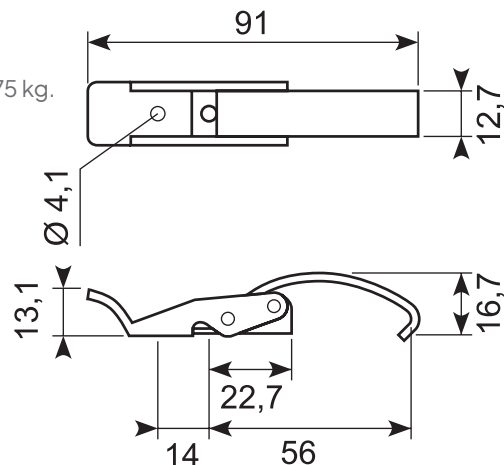
Galvanized rigid fasteners, light duty. For lids or flanged edges. Ultimate strength: 75 kg. Stainless version: 18.282150SS.

### Modhold

Catch plate

18.042150ZN

18.04215055



## 18.271837ZN

**Galvaniseret protex snaplås med lås. Med trækfjeder. Forberedt til sikring. Med split. Brudstyrke: 66 kg. Rustfri version: 18.271837SS.**

Galvanized rigid fasteners, medium duty. Locking. With tension spring, prepared for split pin. Ultimate strength: 66 kg. Stainless version: 18.271837SS.

### Modhold

Catch plate

18.07613

18.02633 Galvaniseret Galvanized

18.02633SS Rustfri Stainless

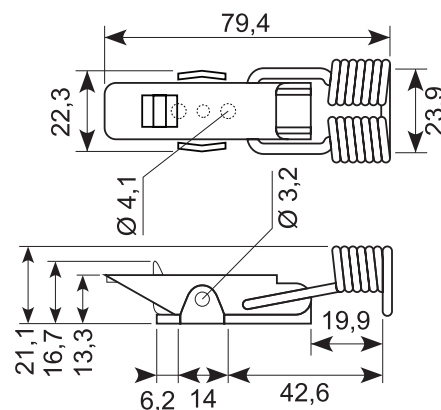
18.03633

18.001600CLR

18.07613 24 mm

18.01502 24 mm

18.02502



## 18.611750ZN

**Galvaniseret justerbar protex snaplås med lås. Forberedt til sikring med split. Brudstyrke: 450 kg. Rustfri 304 version: 18.611750SS**

Galvanized adjustable rigid fasteners, locking. Pin seal. Ultimate strength: 450 kg. Stainless 304 version: 18.611750SS.

### Modhold

Catch plate

18.05655ZN EL-forzinket, gul electro-zinc plated,

18.03655ZN yellow

18.03655SS 16 mm

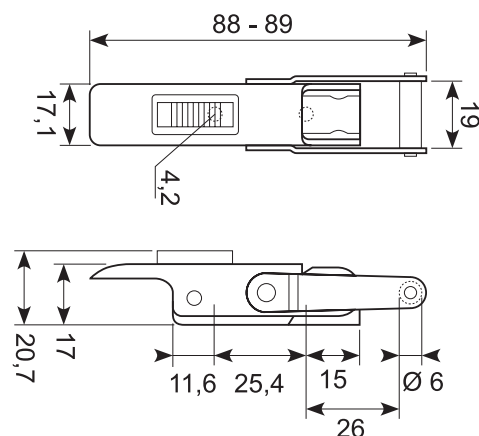
18.06655

18.01655

18.007655

18.02655ZN

18.02655SS



## 18.30570ZN

**Protex stål snaplås. Forberedt til sikring. Med split og hængelås. Brudstyrke: 450 kg. Rustfri version: 18.30570SS.**

Rigid steel fasteners, medium duty. Prepared for padlock and split pin. Ultimate strength: 450 kg. Stainless version: 18.30570SS.

### Modhold

Catch plate

18.031692

18.08502

18.01502SS Rustfri Stainless

18.01502ZN Galvaniseret Galvanized

18.05502SS Rustfri Stainless

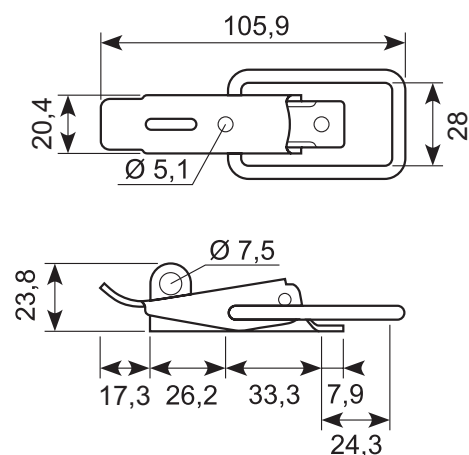
18.05502ZN Galvaniseret Galvanized

18.021260ZN Galvaniseret Galvanized

18.02502SS Rustfri Stainless

18.01502

18.02502



## 18.30506ZN

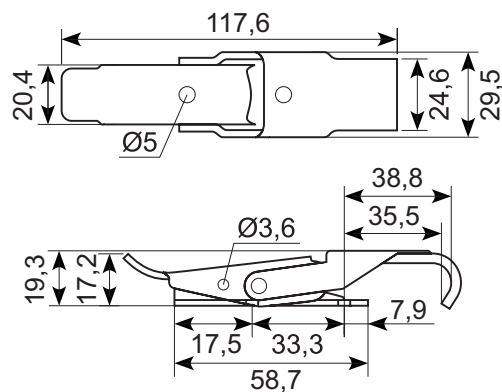

**Galvaniseret protex snaplås. Til låg eller faldede kanter. Brudstyrke: 75 kg. Rustfri version: 18.30506SS.**

Galvanized rigid fasteners, medium duty. For lids or flanged edges. Ultimate strength: 75 kg. Stainless version: 18.30506SS.

### Modhold

Catch plate

18.042150SS 22 - 24 mm



## 18.351163ZN

**Galvaniseret protex snaplås. Med trækfjeder. Forberedt til sikring, med split. Brudstyrke: 66 kg. Rustfri version: 18.351163SS.**

Galvanized rigid fasteners, medium duty. With tension spring, pin seal. Ultimate strength: 66 kg. Stainless version: 18.351163SS.

### Modhold

Catch plate

18.051058SS Rustfri Stainless

18.061058SS Rustfri Stainless

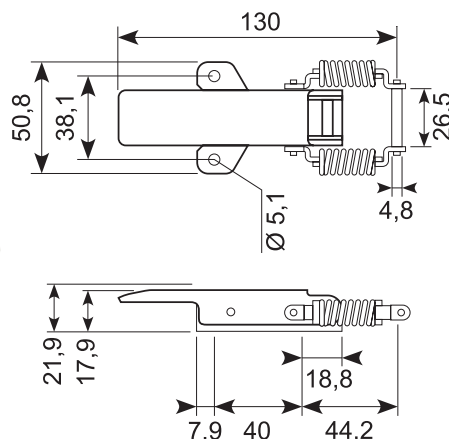

18.01502SS Rustfri Stainless

18.01502ZN Galvaniseret Galvanized - 26 mm

18.02502SS Rustfri Stainless

18.021260ZN Galvaniseret Galvanized - 26 mm

18.03502



## 18.361163ZN

**Galvaniseret protex snaplås med lås. Med trækfjeder. Forberedt til sikring, med split. Brudstyrke: 66 kg. Rustfri version: 18.361163SS.**

Galvanized rigid fasteners, medium duty, locking. With tension spring, pin seal. Ultimate strength: 66 kg. Stainless version: 18.361163SS.

### Modhold

Catch plate

18.051058ZN Galvaniseret Galvanized

18.051058SS Rustfri Stainless

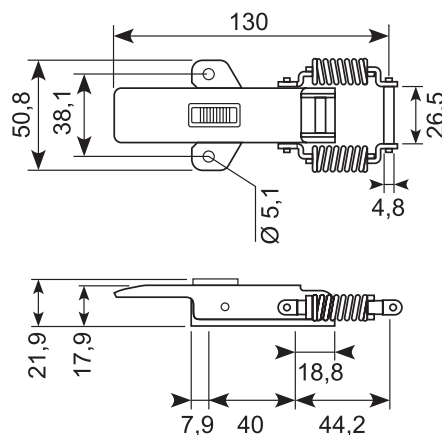
18.01502ZN Galvaniseret Galvanized

18.01502SS Rustfri Stainless - 24 mm

18.021260ZN Galvaniseret Galvanized

18.02502SS Rustfri Stainless

18.03502



## 18.371260ZN

**Galvaniseret Protex snaplås. Afåselig. Leveres med 2 nøgler. Brudstyrke: 494 kg. Rustfri version: 18.371260SS.**

Galvanized rigid fasteners, medium duty. Locking, with 2 keys. Ultimate strength: 494 kg. Stainless version: 18.371260SS.

### Modhold

Catch plate

18.01502ZN Galvaniseret Galvanized - 24 mm

18.01502SS Rustfri Stainless

18.021260ZN Galvaniseret Galvanized - 24 mm

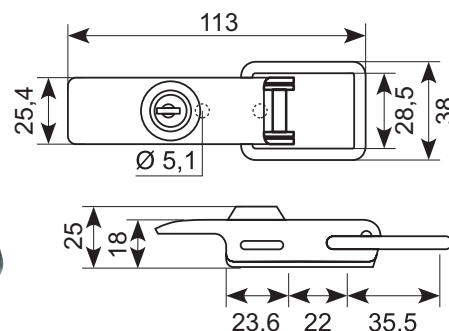
18.02502SS Rustfri Stainless

18.03502

18.051058ZN Galvaniseret Galvanized

18.051058SS Rustfri Stainless

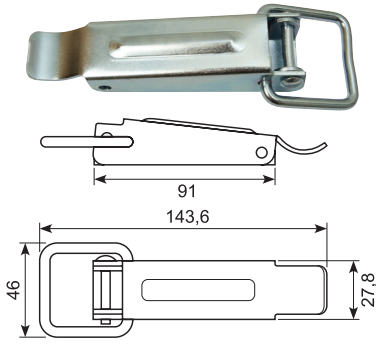
18.061058SS Rustfri Stainless



18.122X

**Galvaniseret snaplås. Velegnet til låg og kasser.**

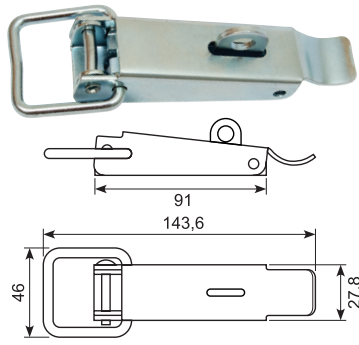
Galvanized rigid fasteners. Suitable for covers and boxes.



18.122Z

**Galvaniseret lukkebeslag med øje til hængelås. Ekskl. hage.**

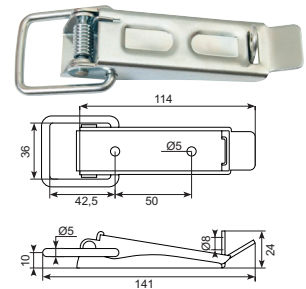
Galvanized rigid fasteners without hook. With eye for padlock.



18.122ZB

**Galvaniseret lukkebeslag uden hage. Med øje til hængelås. Modhold: 18.122XAB**

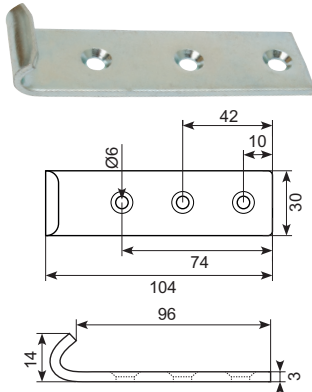
Galvanized rigid fasteners without hook. With eye for padlock. Catch plate: 18.122XAB



18.122XB

**Lige modhold.**

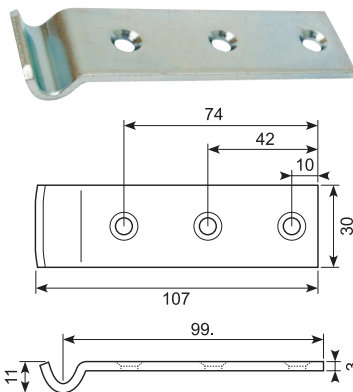
Straight catch plate.



18.122XA

**Forkrøbbet modhold.**

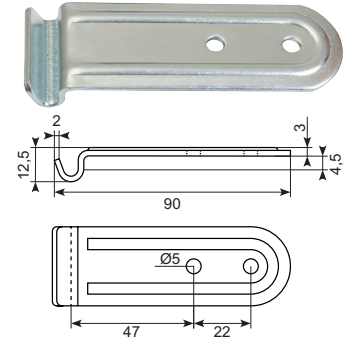
Cranked catch plate.



18.122XAB

**Forkrøbbet modhold, galvaniseret. Passer til lukkebeslag 18.122ZB.**

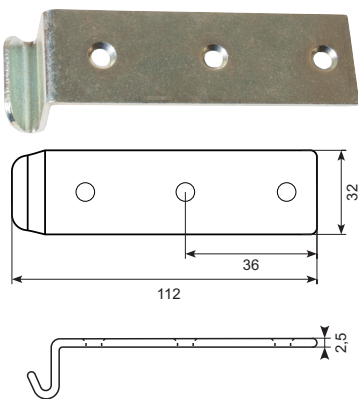
Cranked catch plate, galvanized. Fits rigid fasteners 18.122ZB.



18.122HX

**Hage til lukkebeslag.**

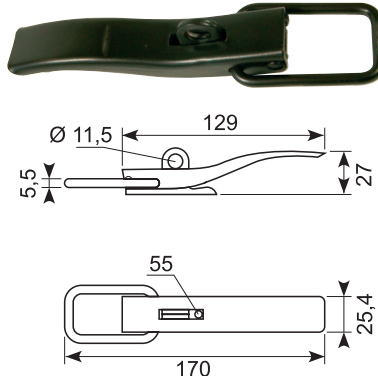
Catch plate for fasteners.



18.165

**Sort lakeret aflåselig snaplås. 22 mm. \***

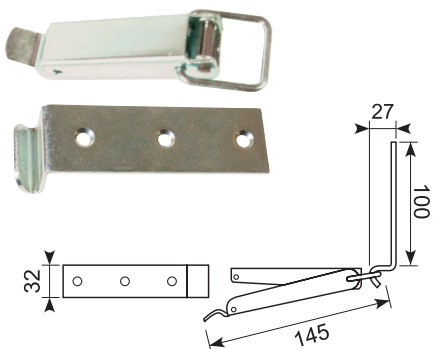
Black coated rigid fasteners. 22 mm.



18.122

**Galvaniseret lukkebeslag med hage. Inkl. modhold 18.122H.**

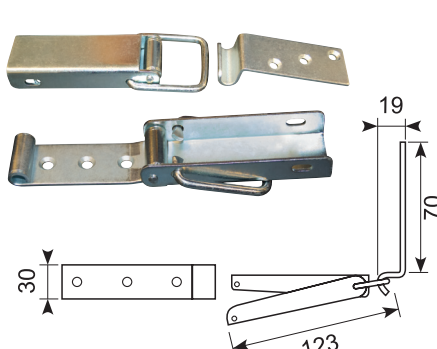
Galvanized rigid fasteners with hook and catch plate 18.122H.



18.122ECO

**Galvaniseret lukkebeslag inkl. hage og modhold. Min. ordre: 1.000 \***

Galvanized rigid fasteners with hook and catch plate. Min. order: 1.000



## 18.701273ZN

**Galvaniseret justerbar protex snaplås. Forberedt til sikring med split. Brudstyrke: 660 kg.**

**Rustfri version: 18.701273SS**

Galvanized adjustable rigid fasteners, medium duty. Pin seal. Ultimate strength: 660 kg.

Stainless version: 18.701273SS.

### Modhold

#### Catch plate

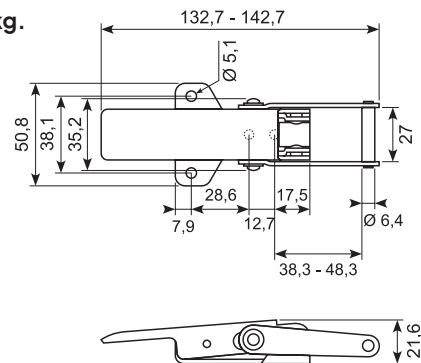
18.021273

18.011273ZN Galvaniseret Galvanized

18.011273SS Rustfri Stainless

18.03502

18.06625ZN 24 mm



## 18.70653CZN

**Galvaniseret justerbar protex snaplås. Til låg eller faldede kanter.**

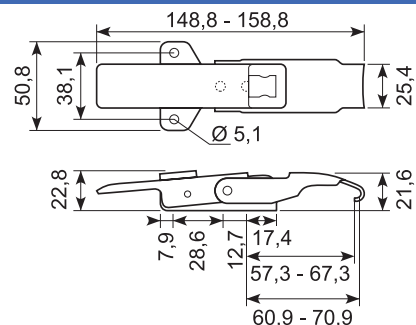
**Forberedt til sikring med split. Brudstyrke: 454 kg. 22-24 mm.**

**Rustfri version: 18.70653SS.**

Galvanized adjustable rigid fasteners, medium duty. For lids or flanged edges.

Pin seal. Ultimate strength: 454 kg. 22-24 mm.

**Stainless version: 18.70653SS.**



## 18.711273CZN

**Gul forzinket justerbar protex snaplås med pal uden hage.**

**Rustfri version: 18.711273SS.**

Yellow zinc coated adjustable rigid fasteners with hook.

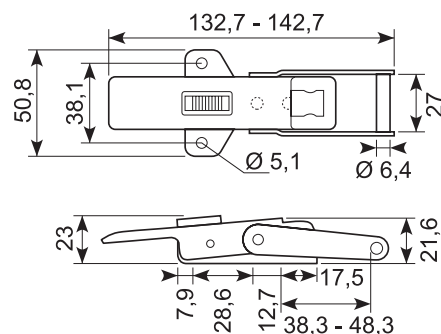
Stainless version: 18.711273SS.

### Modhold

#### Catch plate

18.011273ZN Galvaniseret Galvanized

18.011273SS Rustfri Stainless



## 18.71653CZN

**Galvaniseret protex snaplås. Til låg eller faldede kanter.**

**Forberedt til sikring med split. Brudstyrke: 454 kg. 22-24 mm.**

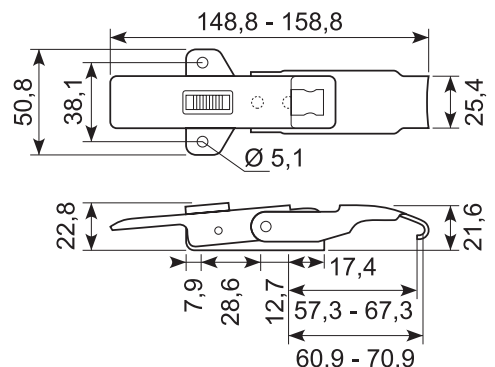
**Rustfri version: 18.71653SS**

Galvanized adjustable rigid fasteners, medium duty.

For lids or flanged edges. Pin seal.

Ultimate strength: 454 kg. 22-24 mm.

Stainless version: 18.71653SS.



## 18.361058SS

**Rustfri 304 protex snaplås med lås. Forberedt til sikring med split.**

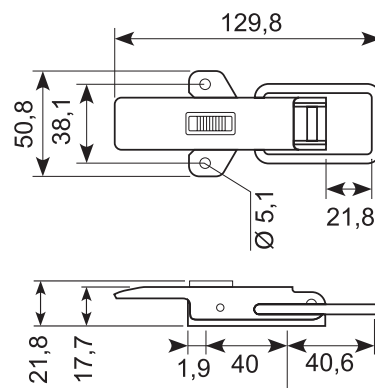
**Brudstyrke: 450 kg. 24 mm.**

Passer til modhold 18.01502SS / 18.02502SS.

Stainless 304 rigid fasteners, medium duty locking. Pin seal.

Ultimate strength: 450 kg. 24 mm.

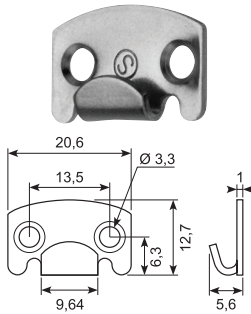
Fits catch plate 18.01502SS / 18.02502SS.



18.01531SS

**Protex hage til planmontage.**  
Rustfri AISI 304.  
Krogbredde: 9,64 mm.

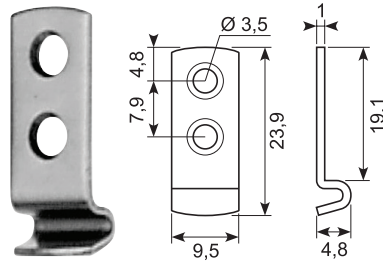
Catch plate for plane mounting.  
Stainless AISI 304. Hook width: 9,64 mm.



18.03531ZN

**Protex hage til planmontage.**  
Galvaniseret, MS stål.  
Krogbredde: 9,5 mm.

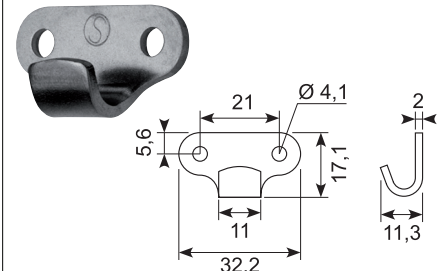
Catch plate for plane mounting.  
Zinc plated. Hook width: 9,5 mm.



18.01535SS

**Protex hage til planmontage.**  
Rustfri AISI 304. Krogbredde: 11 mm.  
Galvaniseret model: 18.01535ZN.

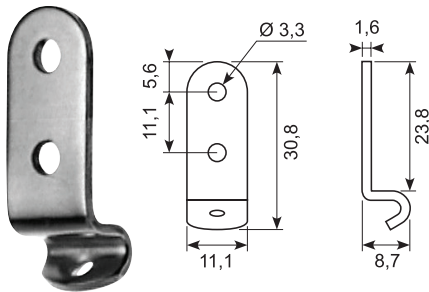
Catch plate. Stainless AISI 304.  
Hook width: 11 mm.  
Zinc plated version: 18.01535ZN.



18.03504SS

**Rustfrit 304 hagebeslag til udvendig vinkelmontage.** Krogbredde: 11,1 mm.

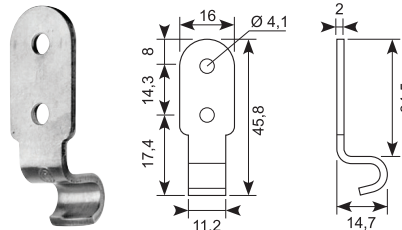
Stainless 304 catch plate for external angular mounting. Hook width: 11,1 mm.



18.03535SS

**Protex hage til udvendig vinkelmontage.** Rustfri AISI 304.  
Krogbredde: 11,2 mm.  
Galvaniseret model: 18.03535ZN.

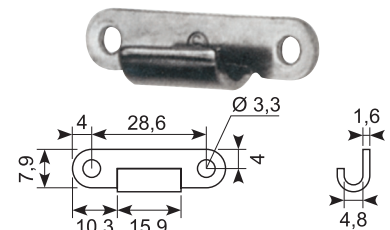
Catch plate for external angular mounting. Stainless AISI 304.  
Hook width: 11,2 mm.  
Galvanized version: 18.03535ZN.



18.01504SS

**Protex hage til planmontage.** Rustfri AISI 304. Krogbredde: 15,9 mm.  
Model i EL-forzinket stål: 18.01504.

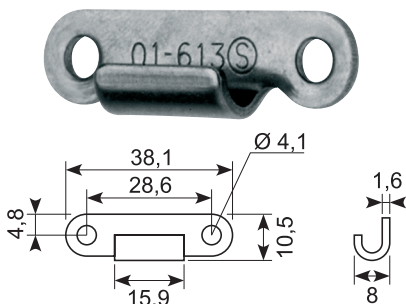
Catch plate. Stainless AISI 304.  
Hook width: 15,9 mm.  
Zinc electroplated version: 18.01504.



18.01613ZN

**Protex hage i el-forzinket stål. Til planmontage.** Krogbredde: 15,9 mm

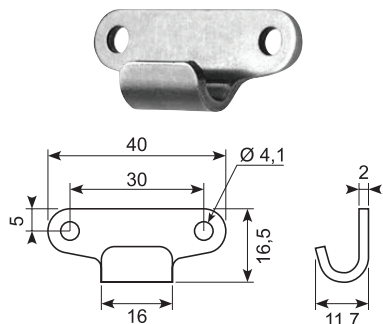
Catch plate. Zinc electroplated, steel.  
Hook width: 15,9 mm.



18.001600CLR

**El-forzinket gul protex hage til planmontage.** Krogbredde: 16 mm.

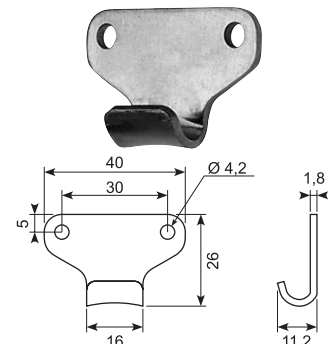
Zinc electroplated yellow catch plate for plane mounting. Hook width: 16 mm.



18.01655SS

**Hage til planmontage.** Rustfri AISI 304. Krogbredde: 16 mm.

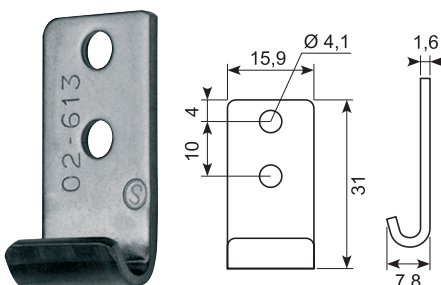
Catch plate for plane mounting.  
Stainless AISI 304. Hook width: 16 mm.



18.02613ZN

**El-forzinket protex stålhage til planmontage.** Krogbredde: 15,9 mm.

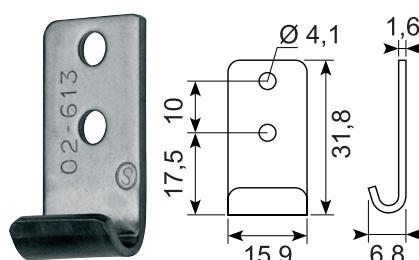
Zinc electroplated catch plate for plane mounting. Hook width: 15,9 mm.



18.02633SS

**Rustfri hage til planmontage.**  
Krogbredde: 15,9 mm.  
Galvaniseret model: 18.02633.

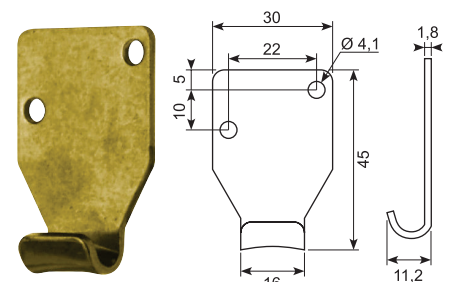
Stainless catch plate for plane mounting.  
Hook width: 15,9 mm.  
Zinc electroplated version: 18.02633



18.05655ZN

**El-forzinket gul stålhage til planmontage.** Krogbredde: 16 mm.

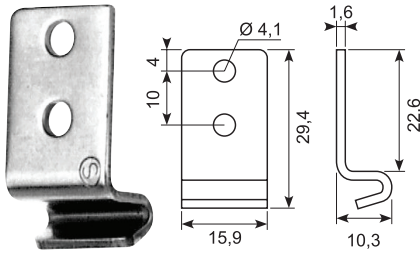
Zinc electroplated plated yellow steel catch plate for plane mounting. Hook width: 16 mm.



18.03633SS

**Protex hage til udvendig vinkelmontage. Rustfri AISI 304. Krogbredde: 15,9 mm.**

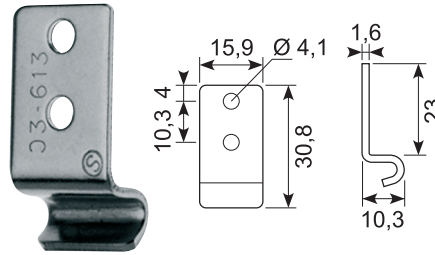
Catch plate for external angular mounting. Stainless AISI 304. Hook width: 15,9 mm.



18.03613ZN

**El-forzinket protex stålhage til udvendig vinkelmontage. Krogbredde: 15,9 mm.**

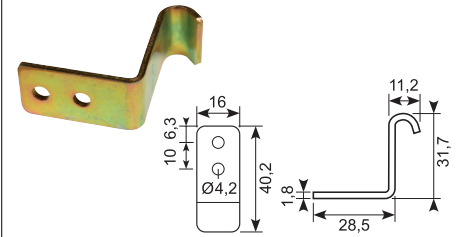
El-zinc plated steel catch plate for external angular mounting. Hook width: 15,9 mm.



18.03655SS

**Protex hage til udvendig vinkelmontage. Rustfri AISI 304. Krogbredde: 16 mm.**

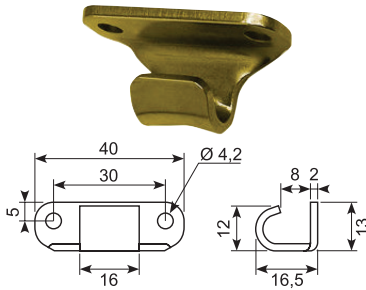
Protex hage til udvendig vinkelmontage. Rustfri AISI 304. Gul zink model: 18.03655ZN. Catch plate for external angular mounting. Stainless AISI 304. Hook width 16 mm. Yellow zink version: 18.03655ZN.



18.007655ZN

**El-forzinket gul protex stålhage til indvendig vinkelmontage. Krogbredde: 16 mm.**

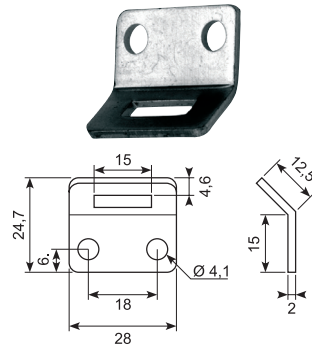
El-zinc plated yellow steel catch plate for internal angular mounting. Hook width: 16 mm.



18.042150SS

**Protex hage til planmontering. Rustfri AISI 304. Krogbredde: 15 mm.**

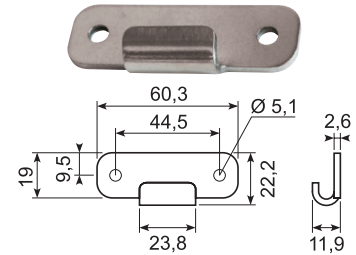
Catch plate for plane mounting. Stainless AISI 304. Hook width: 15 mm.



18.01502SS

**Protex hage til planmontage. Rustfri AISI 304.**

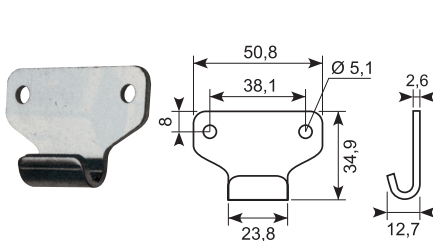
Protex hage til planmontage. Rustfri AISI 304. Krogbredde: 23,8 mm. Galvaniseret model: 18.01502ZN. Catch plate for plane mounting. Stainless AISI 304. Hook width: 23,8 mm. Zinc electroplated version: 18.01502ZN.



18.051058SS

**Protex hage til planmontage. Rustfri AISI 304. Krogbredde: 23,8 mm.**

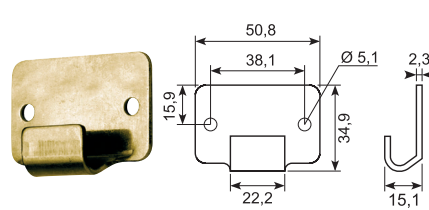
Protex hage til planmontage. Rustfri AISI 304. Galvaniseret model: 18.051058ZN. Catch plate for plane mounting. Stainless AISI 304. Hook width: 23,8 mm. Zinc plated version: 18.051058ZN.



18.011273SS

**Protex hage til planmontage. Rustfri AISI 304. Krogbredde: 22,2 mm.**


Protex hage til planmontage. Rustfri AISI 304. Gul zink model: 18.011273ZN. Catch plate for plane mounting. Stainless AISI 304. Hook width 22,2 mm. Yellow zink version: 18.011273ZN.



18.021260SS

**Protex hage til planmontage. Rustfri AISI 304. Krogbredde: 23,8 mm.**

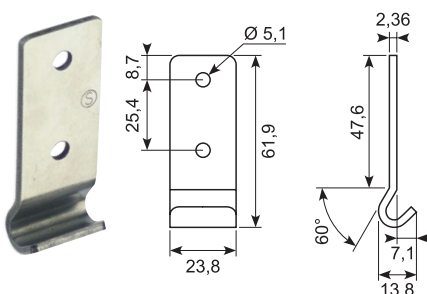
Protex hage til planmontage. Rustfri AISI 304. Galvaniseret model: 18.021260ZN. Catch plate for plane mounting. Stainless AISI 304. Hook width: 23,8 mm. Zinc plated version 18.021260ZN.



18.08502ZN

**El-forzinket stålhage for planmontage. Krogbredde: 23,8 mm.**

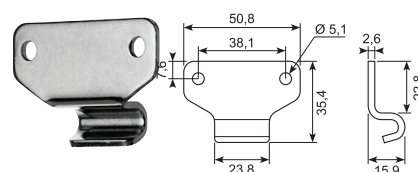
El-forzinket stålhage for planmontage. Krogbredde: 23,8 mm. Zinc electroplated coated steel catch plate for plane mounting. Hook width: 23,8 mm.



18.061058SS

**Protex hage til udvendig vinkelmontage. Rustfri AISI 304. Krogbredde: 23,8 mm.**

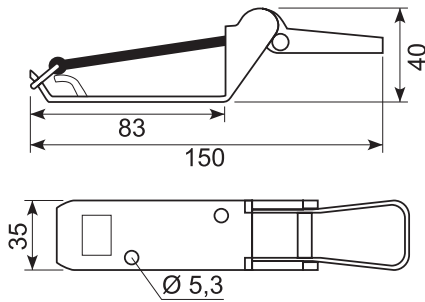
Protex hage til udvendig vinkelmontage. Rustfri AISI 304. Galvaniseret model: 18.061058. Catch plate for external angular mounting. Stainless AISI 304. Hook width: 23,8 mm. Zinc plated version: 18.061058.



18.109

**Grønt lukkebeslag med gummistrop.**

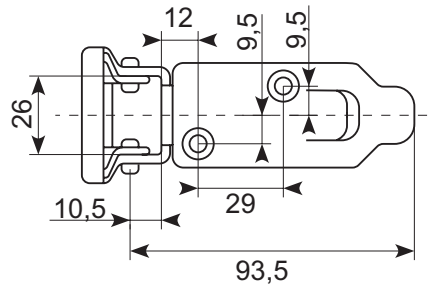
Green fastener with rubber tension strap.



18.109XG

**Grønt lukkebeslag med gummistrop.**

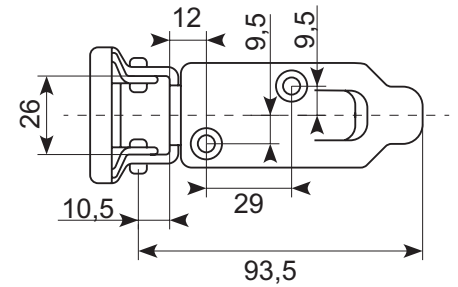
Green fastener with rubber tension strap.

● **Godt køb** Best buy

18.109X

**Galvaniseret lukkebeslag med gummistrop.**

Zinc plated fastener with rubber tension strap.



18.109X-1

**Reservedel: Løs gummistrop med ring**

Spare part: Rubber tension strap with ring

## Energioptimering

BIBUS SINDBY A/S iværksatte i september 2022 en proces, hvor vi gennemgik vores el- og gasforbrug. Med en ny investering i belysning samt en simpel adfærdændring, lykkedes vi med at reducere vores elforbrug med over 40%.

Vil du høre mere om vores tiltag, er du altid velkommen til at kontakte os.

[bibus@bibus.dk](mailto:bibus@bibus.dk) | +45 75 88 21 22

*In September 2022, BIBUS SINDBY A/S initiated a process to review our electricity and gas consumption. With investment in new lighting and simple behavioural change, we managed to reduce our electricity consumption by more than 40%.*

*If you want to know more about our initiatives, please feel free to contact us.*

[bibus@bibus.dk](mailto:bibus@bibus.dk) | +45 75 88 21 22



**22.642J**

**Hård sort gummidørholder. Hun-del. Med 7 mm montagehul.**

Hard black rubber door retainer. Female part. With 7 mm mounting hole.

**22.643J**

**Dørholder. Han-del. PA66+20%GF.**

Door retainer. Male part. PA66+20%GF.

**22.663R**

**Rustfri tap for dørholder. Indvendig og udvendig udløser. Til 22.661R og 22.662R.**

Stainless tap for door retainer. External and internal release. PVC body. For 22.661R and 22.662R.

**22.642**

**Gummidørholder. Hun-del. Europæisk kvalitet.**

Rubber door retainer. Female part. European quality.

**22.643**

**Sort PVC dørholder. Han-del. Europæisk kvalitet.**

Black PVC door retainer. Male part. European quality.

**22.661R**

**Dørholder med udvendig udløser. Hun-del. Metal med PVC kappe.**

Door retainer with external release. Female part. Metal with PVC body.

**22.648J**

**Hvid nylon dørholder med rustfri stilleskrue. Kuldebestandig.**

White nylon door retainer with adjustable grip and stainless screw. Cold-resistant.

**22.648S**

**Komplet dørholdersæt i sort.**

Complete black door retainer.

**22.650J**

**Hvid nylon dørholder med rustfri fjedre, komplet.**

White nylon door retainer with stainless spring, complete.

**22.646**

**Rustfri dørholder med rustfri fjeder, komplet. (304)**

Stainless door retainer with stainless spring, complete. (304)

**18.200**

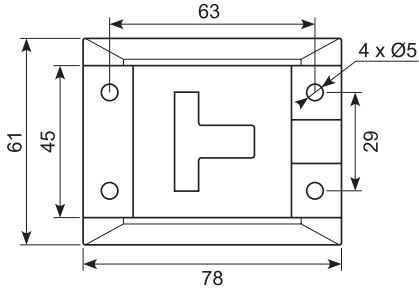
**Forniklet dørholder.**

Nickle plated door retainer.

50.DL4020

**Rustfri 304 dørholder med underlag. Hun-del.**

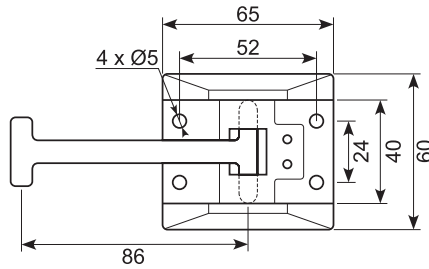

Stainless 304 steel door retainer with support. Female part.



50.DL4010

**Rustfri 304 dørholder med underlag. Han-del.**

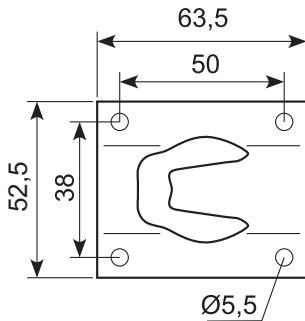

Stainless 304 steel door retainer with support. Male part.



50.051071S

**Rustfri 304 dørholder. Hun-del.**

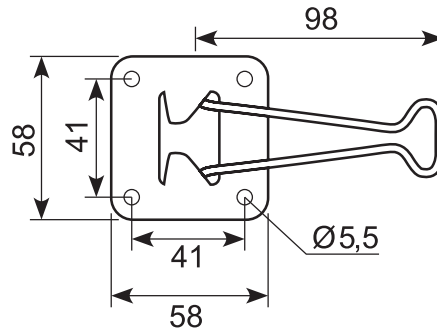
Stainless 304 door retainer. Female part.



50.051072S

**Rustfri 304 dørholder. Han-del.**

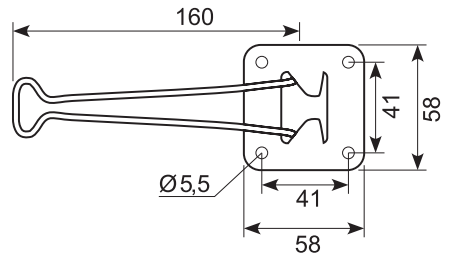
Stainless 304 door retainer. Male part.



50.051072-1S

**Rustfri 304 dørholder. Han-del.**

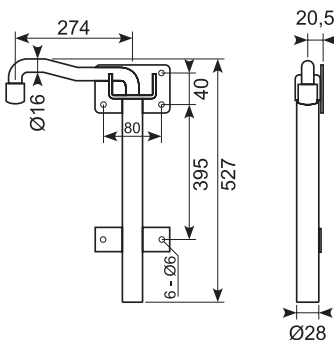
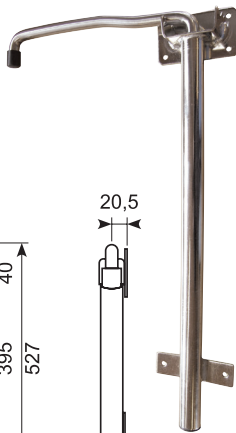
Stainless 304 door retainer. Male part.



50.0154020-S

**Rustfri 304 dørholder.**

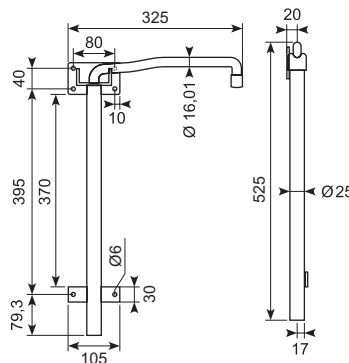
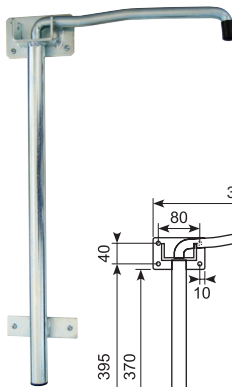
Stainless 304 door retainer.



50.14658

**Dørholder med galvaniseret center.**

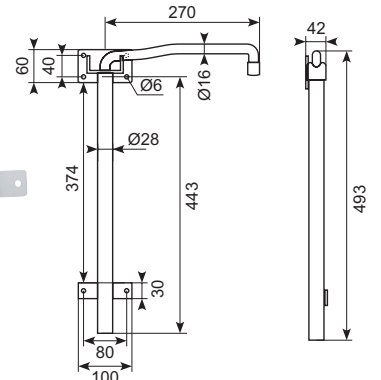
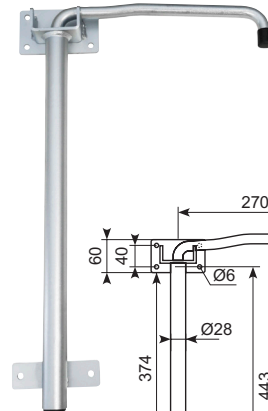
Door retainer with zinc plated center.



50.14658X

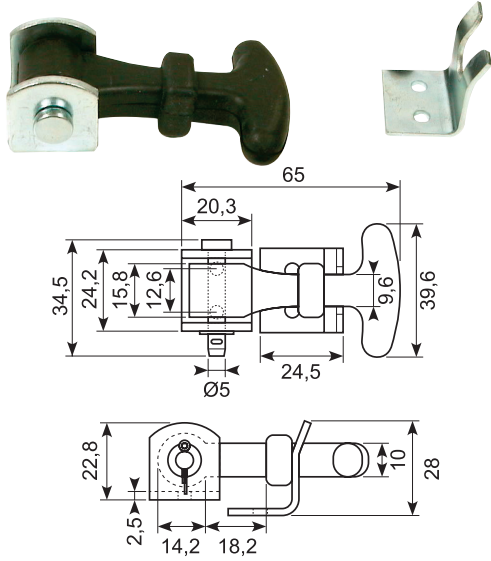
**Galvaniseret dørholder, 12-15 micron.**

Zinc plated door retainer, 12-15 micron.



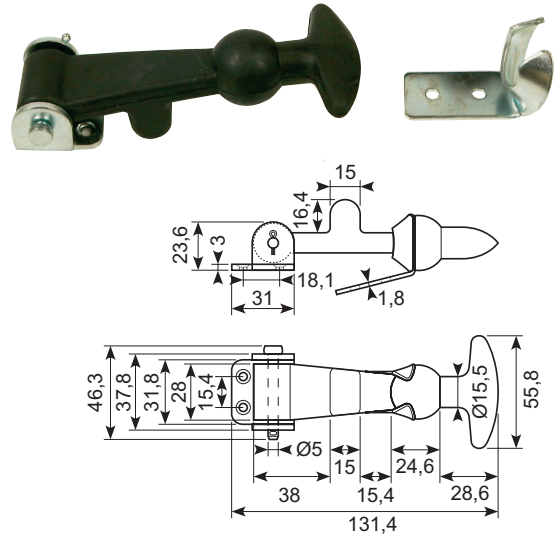
53.165J

**Komplet hjelmholder i galvaniseret jern.**  
Complete fasteners. Zinc plated iron.



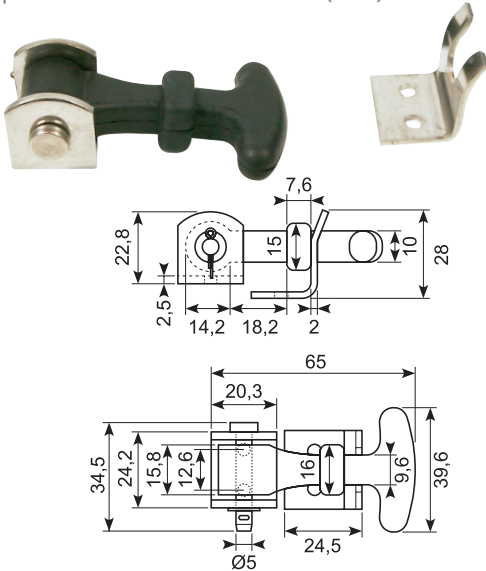
53.171J

**Komplet hjelmholder i galvaniseret jern.**  
Complete fasteners. Zinc plated iron.



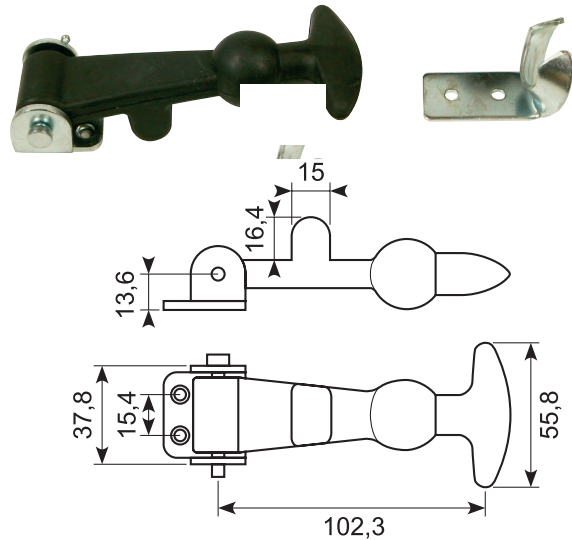
53.165SJ

**Komplet hjelmholder i rustfrit stål. (304)**  
Complete fasteners. Stainless steel. (304)



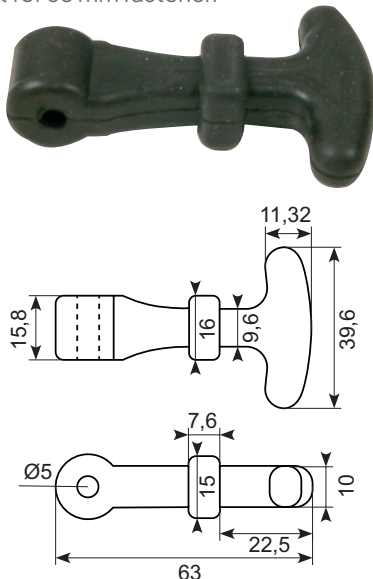
53.171SJ

**Komplet hjelmholder i rustfrit stål. (304)**  
Complete fasteners. Stainless steel. (304)



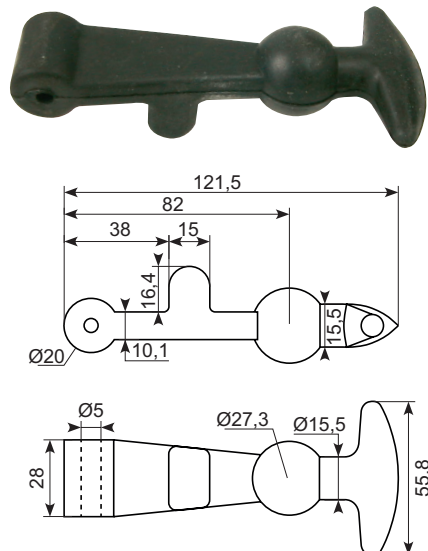
53.166J






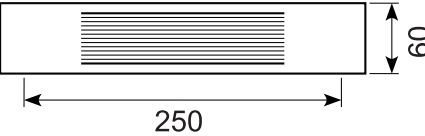
**Gummidel til 65 mm hjelmholder.**  
Rubber part for 65 mm fasteners.



53.172J

**Gummidel til 130 mm hjelmholder.**  
Rubber part for 130 mm fasteners.

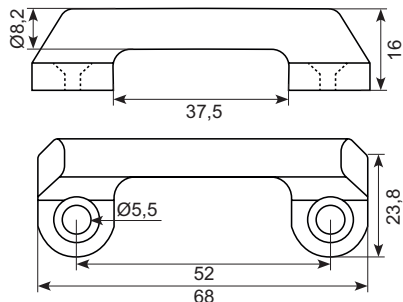


<p><b>22.486H</b></p> <p><b>Dørstropbeslag, højre. Alloy blank.</b> Indvendig mål: 60 mm.</p> <p>Door retainer fittings, RH. Polished alloy. Internal dimensions: 60 mm.</p> 	<p><b>22.486V</b></p> <p><b>Dørstropbeslag, venstre. Alloy blank.</b> Indvendig mål: 60 mm.</p> <p>Door retainer fittings, LH. Polished alloy. Internal dimensions: 60 mm.</p> 	<p><b>22.486B</b></p> <p><b>Skruer til dørstropbeslag. 22.486H og 22.486V.</b></p> <p>Round-head screw for door retainer fittings 22.486H and 22.486V.</p> 
<p><b>22.486D</b></p> <p><b>Dørstropbeslag, bøjle. Alloy blank.</b> Indvendig mål: 60 mm.</p> <p>Door retainer fittings - strap bracket. Polished chill-cast aluminium.</p> 	<p><b>22.486F</b></p> <p><b>Krom bolt til cylinderskrue 22.486E.</b> Chrome bolt for cylinder screw 22.486E.</p> 	<p><b>22.486E</b></p> <p><b>Kromcylinderskrue til dørstropbeslag.</b> Bruges med 22.486D og 22.486F.</p> <p>Chrome cylinder screw. For door retainer fittings 22.486D and 22.486F.</p> 
<p><b>22.486C</b></p> <p><b>Fiberrør.</b> Fiber tube.</p> 	<p><b>22.413</b></p> <p><b>Dørstrop.</b> Door retainer strap.</p>  	<p><b>22.414</b></p> <p><b>Dørstrop.</b> Door retainer strap.</p>  
<p><b>22.426</b></p> <p><b>Dørstrop.</b> Door retainer strap.</p>  	<p><b>22.427</b></p> <p><b>Dørstrop.</b> Door retainer strap.</p>  	<p><b>22.428</b></p> <p><b>Dørstrop.</b> Door retainer strap.</p>  

22.464

**Lakajkrampe. Varmtgalvaniseret støbegods.**

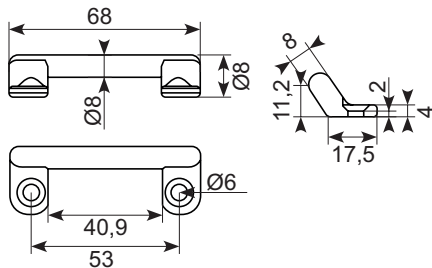
Door retainer cramp. Hot-dip galvanized.



50.13291-1

**Lakajkrampe. Zinkstøbt, galvaniseret. Min. 12 micron**

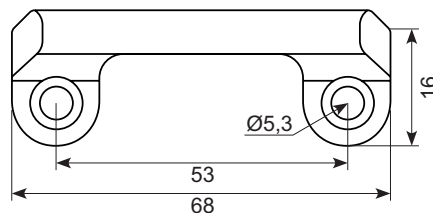
Door retainer cramp. Zinc cast, galvanized. Min. 12 micron



22.464CR

**Lakajkrampe. Støbegods, krom.**

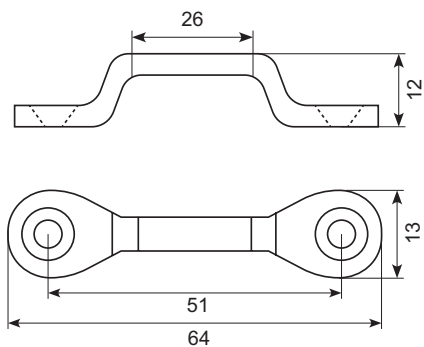
Casted door retainer cramp. Chrome-plated.



22.462M

**Lakajkrampe i forniklet messing.**

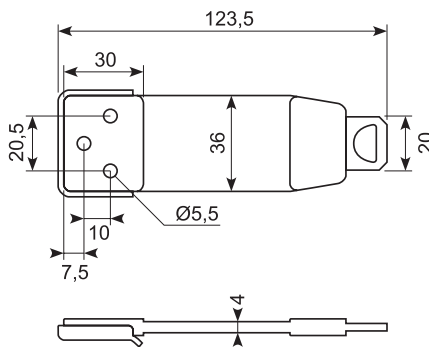
Door retainer cramp, nickel-plated brass.



50.DL4060-2

**Dørholder i polyuretan med rustfrit beslag.**

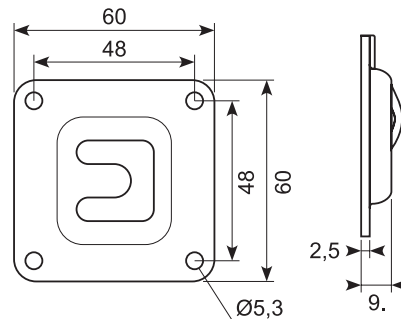

Door retainer in polyurethane with stainless steel fittings.



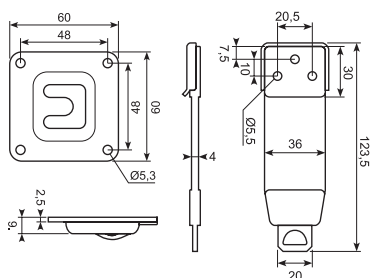
50.DL4070-2

**Dørholder modhold. Rustfri 304.**

Door retainer catch plate. Stainless 304.



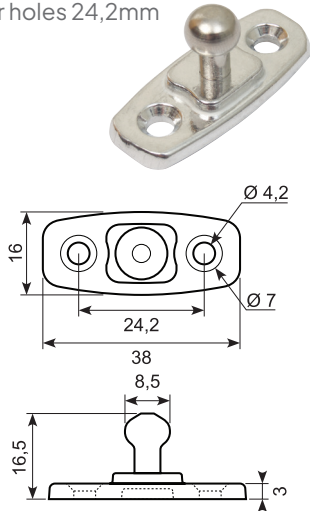
54.300020

**Komplet dørholder. Original PL**Complete door retainer. Original PL  
Length: 123,5 mm

22.556J

**Aluminium dørholder. Han-del. SSTap. Centerhuller 24,4mm**

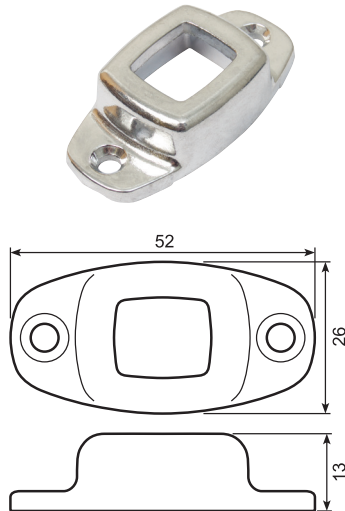
Aluminium door reatiner fitting.  
Male part. SSTap.  
Center holes 24,2mm



22.557J

**Aluminium dørholder. Hun-del. Centerhuller: 40 mm.**

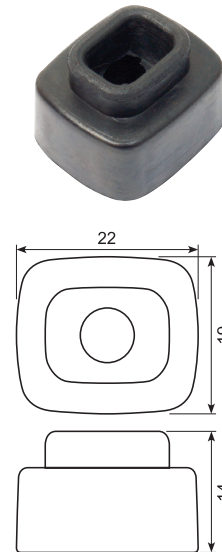
Aluminium door reatiner fitting.  
Female part. Center holes: 40 mm.



22.558J

**Gummidørholder.**

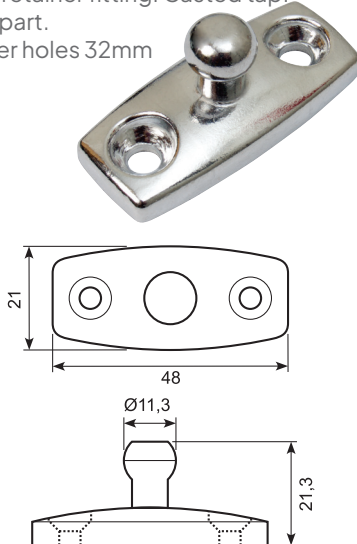
Rubber door retainer.



22.668J

**Dørholder. Han-del. Støbt tap. Centerhuller: 32 mm**

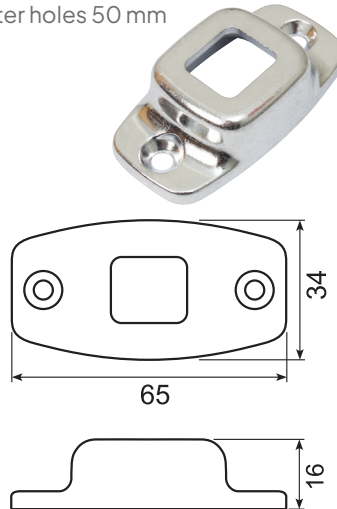
Door retainer fitting. Casted tap.  
Male part.  
Center holes 32mm



22.667J

**Aluminium dørholder. Hun-del. Hus alene. Centerhuller: 50 mm**

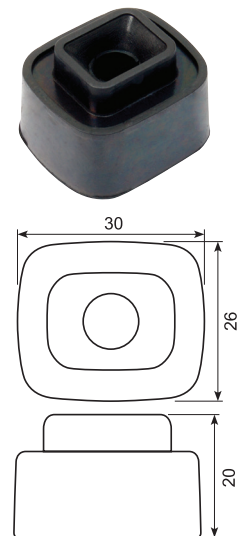
Aluminium door retainer fitting.  
Female part.  
Center holes 50 mm



22.664J

**Dørholder. Gummidel til 22.667J.**

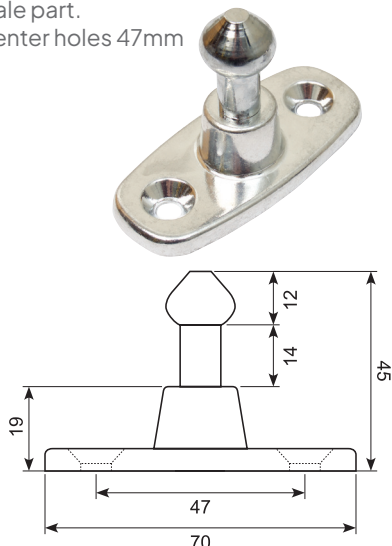
Door retainer fitting. Rubber part  
for 22.667J.



22.562J

**Aluminium dørholder. Han-del. Centerhuller 47 mm.**

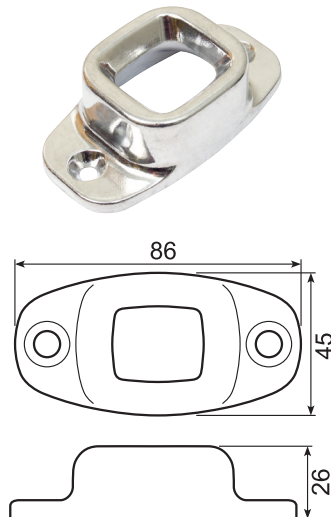
Aluminium door retainer fittings.  
Male part.  
Center holes 47mm



22.563J

**Aluminium dørholder. Hun-del. Centerhuller 66,54 mm.**

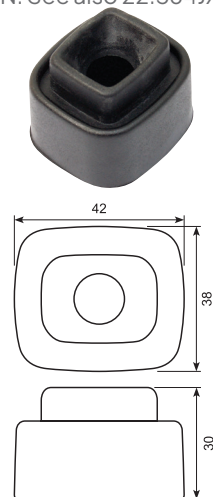
Aluminium door retainer fittings.  
Female part. Center holes 66,54 mm.



22.564J

**Dørholder gummidel. Blød holdekraft - 140N. Se også 22.564JX.**

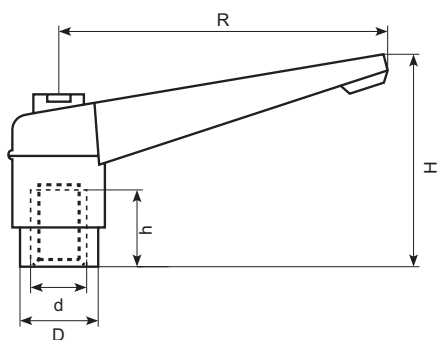
Door retainer, rubber part. Soft retaining  
force - 140N. See also 22.564JX.



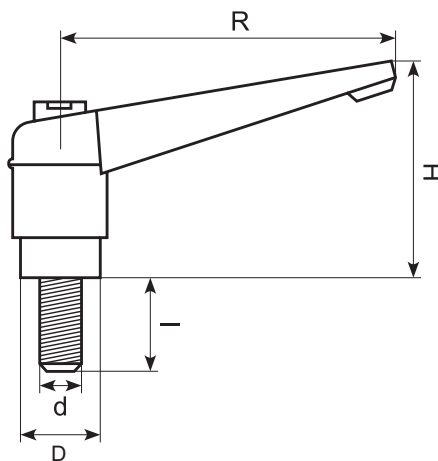
Zinkstøbt, sort. Fintandet.

Zinc cast. Black.

Type A



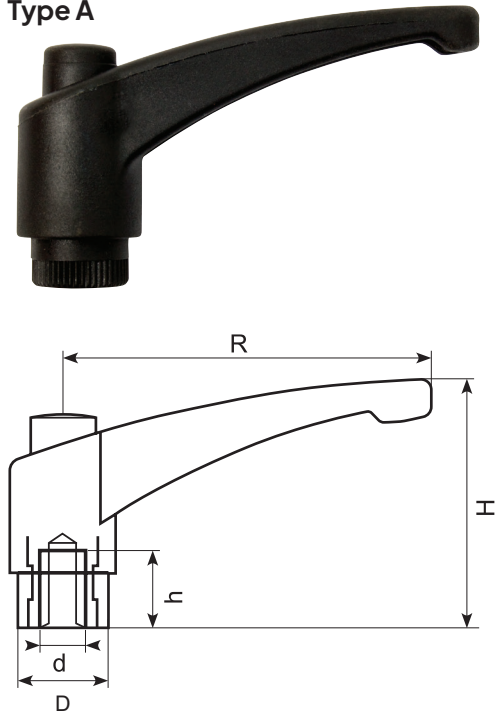
Type B



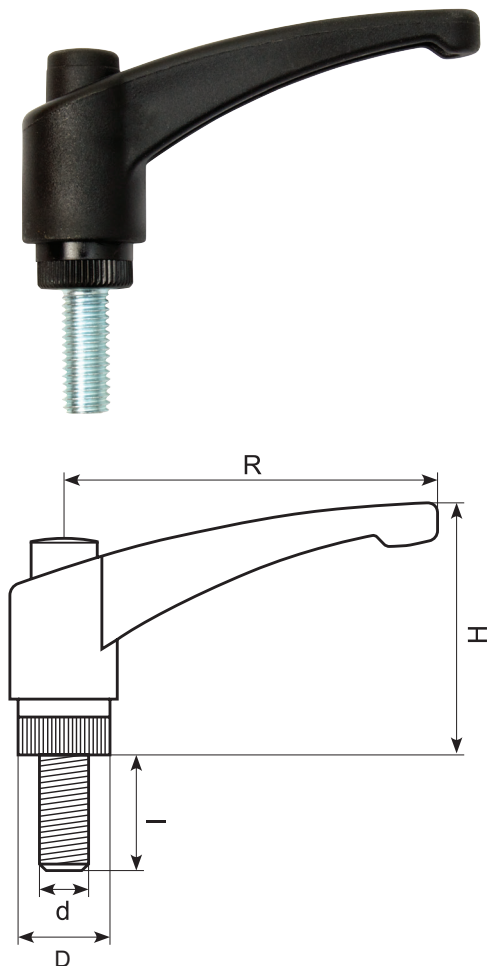
Varenr. Item no.	Type	Gevind Thread	R mm	d mm	l mm	h mm	H mm	D mm
18.7012320B	A	M5 indv.	50	M5		8	35	Ø9,8
18.7012321B	B	M5 x 16	50	M5	16		35	Ø9,8
18.7012322B	B	M5 x 20	50	M5	20		35	Ø9,8
18.7012323B	B	M5 x 25	50	M5	25		35	Ø9,8
18.7012330B	A	M6 indv.	50	M6		9	35	Ø9,8
18.7012331B	B	M6 x 16	50	M6	16		35	Ø9,8
18.7012332B	B	M6 x 20	50	M6	20		35	Ø9,8
18.7012333B	B	M6 x 25	50	M6	25		35	Ø9,8
18.7012440B	A	M8 indv.	63	M8		12	44	Ø12,9
18.7012442B	B	M8 x 20	63	M8	20		44	Ø12,9
18.7012443B	B	M8 x 25	63	M8	25		44	Ø12,9
18.7012444B	B	M8 x 32	63	M8	32		44	Ø12,9
18.7012446B	B	M8 x 40.	63	M8	40		44	Ø12,9
18.7012550B	A	M10 indv.	80	M10		15	54	Ø16,1
18.7012552B	B	M10 x 20	80	M10	20		54	Ø16,1
18.7012553B	B	M10 x 25	80	M10	25		54	Ø16,1
18.7012554B	B	M10 x 32	80	M10	32		54	Ø16,1
18.7012556B	B	M10 x 40	80	M10	40		54	Ø16,1
18.7012557B	B	M10 x 50	80	M10	50		54	Ø16,1
18.7012558B	B	M10 x 63	80	M10	63		53	Ø16,1
18.7012559B	B	M10 x 80	80	M10	80		53	Ø16,1
18.7012660B	A	M12 indv.	95	M12		17	61	Ø19,2
18.7012663B	B	M12 x 25	95	M12	25		61	Ø19,2
18.7012664B	B	M12 x 32	95	M12	32		61	Ø19,2
18.7012666B	B	M12 x 40	95	M12	40		61	Ø19,2
18.7012667B	B	M12 x 50	95	M12	50		61	Ø19,2
18.7012668B	B	M12 x 63	95	M12	63		61	Ø19,2
18.7012880B	A	M16 indv.	114	M16		20	69	Ø22,3
18.7012886B	B	M16 x 40	114	M16	40		69	Ø22,3
18.7012887B	B	M16 x 50	114	M16	50		69	Ø22,3
18.7012888B	B	M16 x 63	114	M16	63		69	Ø22,3

Sort nylon.  
Black nylon.

Type A



Type B



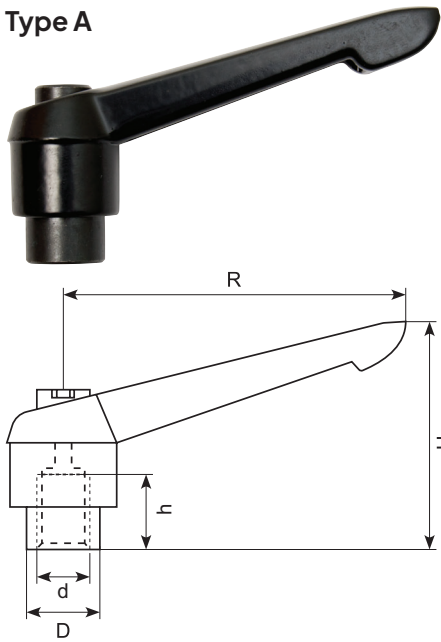
Varenr. Item no.	Type	Gevind Thread	R mm	d mm	l mm	h mm	H mm	D mm
18.7015320BT	A	M5 indiv.	45	M5		9	34	Ø11,5
18.7015321B	B	M5 x 15	45	M5	15		34	Ø11,5
18.7015322B	B	M5 x 20	45	M5	20		34	Ø11,5
18.7015323B	B	M5 x 25	45	M5	25		34	Ø11,5
18.7015324B	B	M5 x 30	45	M5	30		34	Ø11,5
18.7015330BT	A	M6 indiv.	45	M6		9	34	Ø11,5
18.7015331B	B	M6 x 15	45	M6	15		34	Ø11,5
18.7015332B	B	M6 x 20	45	M6	20		34	Ø11,5
18.7015333B	B	M6 x 25	45	M6	25		34	Ø11,5
18.7015334B	B	M6 x 30	45	M6	30		34	Ø11,5
18.7015440BT	A	M8 indiv.	65	M8		13	46	Ø15,5
18.7015441B	B	M8 x 16	65	M8	16		43	Ø15,5
18.7015442B	B	M8 x 20	65	M8	20		46	Ø15,5
18.7015443B	B	M8 x 25	65	M8	25		46	Ø15,5
18.7015444B	B	M8 x 30	65	M8	30		46	Ø15,5
18.7015446B	B	M8 x 40	65	M8	40		46	Ø15,5
18.7015447B	B	M8 x 50	65	M8	50		46	Ø15,5
18.7015550BT	A	M10 indiv.	80	M10		17	55	Ø18,5
18.7015552B	B	M10 x 20	80	M10	20		55	Ø18,5
18.7015553B	B	M10 x 25	80	M10	25		55	Ø18,5
18.7015554B	B	M10 x 30	80	M10	30		55	Ø18,5
18.7015556B	B	M10 x 40	80	M10	40		55	Ø18,5
18.7015557B	B	M10 x 50	80	M10	50		55	Ø18,5
18.7015660BT	A	M12 indiv.	95	M12		22	64	Ø21,5
18.7015663B	B	M12 x 25	95	M12	25		64	Ø21,5
18.7015664B	B	M12 x 30	95	M12	30		64	Ø21,5
18.7015666B	B	M12 x 40	95	M12	40		64	Ø21,5
18.7015667B	B	M12 x 50	95	M12	50		64	Ø21,5
18.7015668B	B	M12 x 60	95	M12	60		64	Ø21,5

## Justerbar håndtag Adjustable handle

Zinkstøbt, sort. Orange/grå kan skaffes ved min. 200 stk. En del kan skaffes i rustfrit stål ved min. 300 stk.

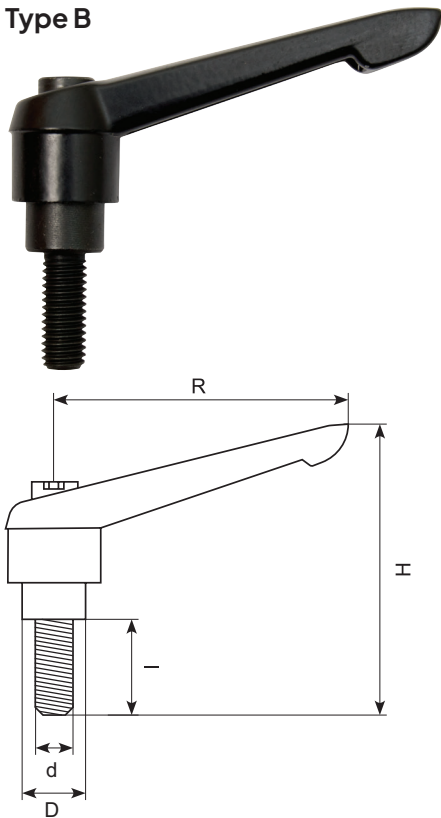
Zinc cast, black. Orange / grey on demand at min. 200 pcs. Some are available in stainless steel at min. 300 pcs.

### Type A



Varenr. Item no.	Type	Gevind Thread	R mm	d mm	l mm	h mm	H mm	D mm
18.7018220B	A	M5 indiv.	40	M5		9	30	Ø9,2
18.7018221B	B	M5 x 15	40	M5	15		30	Ø9,2
18.7018222B	B	M5 x 20	40	M5	20		30	Ø9,2
18.7018223B	B	M5 x 25	40	M5	25		30	Ø9,2
18.7018230B	A	M6 indiv.	40	M6		9	30	Ø9,2
18.7018231B	B	M6 x 15	40	M6	15		30	Ø9,2
18.7018232B	B	M6 x 20	40	M6	20		30	Ø9,2
18.7018233B	B	M6 x 25	40	M6	25		30	Ø9,2
18.7018234B	B	M6 x 30	40	M6	30		30	Ø9,2
18.7018440B	A	M8 indiv.	65	M8		12	44	Ø13,7
18.7018442B	B	M8 x 20	65	M8	20		44	Ø13,7
18.7018443B	B	M8 x 25	65	M8	25		44	Ø13,7
18.7018444B	B	M8 x 30	65	M8	30		44	Ø13,7
18.7018445B	B	M8 x 35	65	M8	35		44	Ø13,7
18.7018446B	B	M8 x 40	65	M8	40		44	Ø13,7
18.7018447B	B	M8 x 50	65	M8	50		44	Ø13,7
18.7018550B	A	M10 indiv.	80	M10		15	53	Ø16
18.7018552B	B	M10 x 20	80	M10	20		53	Ø16
18.7018553B	B	M10 x 25	80	M10	25		53	Ø16
18.7018554B	B	M10 x 30	80	M10	30		53	Ø16
18.7018555B	B	M10 x 35	80	M10	35		53	Ø16
18.7018556B	B	M10 x 40	80	M10	40		53	Ø16
18.7018557B	B	M10 x 50	80	M10	50		53	Ø16
18.7018558B	B	M10 x 63	80	M10	63		53	Ø16
18.7018660B	A	M12 indiv.	95	M12		17	62	Ø19,6
18.7018663B	B	M12 x 25	95	M12	25		62	Ø19,6
18.7018664B	B	M12 x 30	95	M12	30		62	Ø19,6
18.7018666B	B	M12 x 40	95	M12	40		62	Ø19,6
18.7018667B	B	M12 x 50	95	M12	50		62	Ø19,6
18.7018668B	B	M12 x 60	95	M12	60		62	Ø19,6
18.7018880B	A	M16 indiv.	110	M16		20	70	Ø22
18.7018884B	B	M16 x 30	110	M16	30		70	Ø22
18.7018886B	B	M16 x 40	110	M16	40		70	Ø22
18.7018887B	B	M16 x 50	110	M16	50		70	Ø22
18.7018888B	B	M16 x 60	110	M16	60		70	Ø22
18.7018889B	B	M16 x 70	110	M16	70		70	Ø22

### Type B

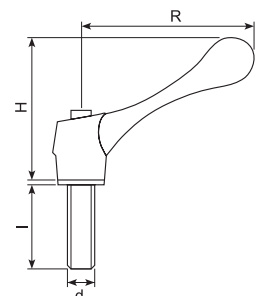


## Justerbar håndtag Adjustable handle

Zinkstøbt, krom.

Zinc cast, chrome.

Varenr. Item no.	Mål Dimensions	R mm	d mm	l mm	H mm
18.7013463	50 x M12 x 25	58	M12	25	48
18.7013485	58 x M16 x 35	58	M16	35	48

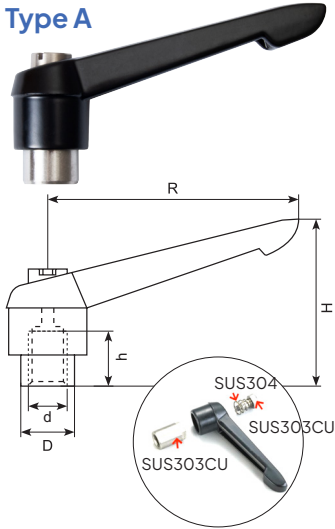


## Justerbar håndtag Adjustable handle

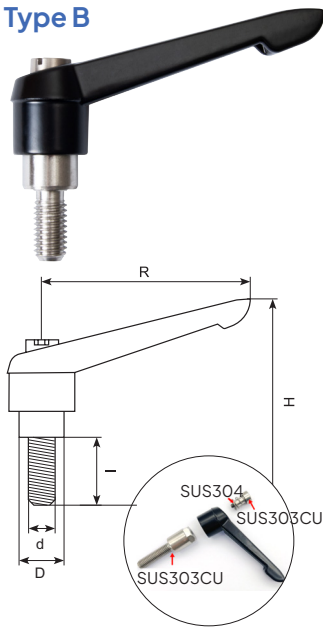
Zinkstøbt, rustfri. Sort. Orange/grå kan skaffes ved min. 200 stk. En del kan skaffes i rustfrit stål ved min. 300 stk.

Zinc cast, stainless. Black. Orange / grey on demand at min. 200 pcs. Some are available in stainless steel at min. 300 pcs.

### Type A



### Type B



Varenr. Item no.	Type	Gevind Thread	R mm	d mm	l mm	h mm	H mm	D mm
18.7018220B-SS304 *	A	M5 indv.	40	M5		9	30	Ø9,2
18.7018221B-SS304 *	B	M5 x 15	40	M5	15		30	Ø9,2
18.7018222B-SS304 *	B	M5 x 20	40	M5	20		30	Ø9,2
18.7018223B-SS304 *	B	M5 x 25	40	M5	25		30	Ø9,2
18.7018230B-SS304 *	A	M6 indv.	40	M6		9	30	Ø9,2
18.7018231B-SS304 *	B	M6 x 15	40	M6	15		30	Ø9,2
18.7018232B-SS304 *	B	M6 x 20	40	M6	20		30	Ø9,2
18.7018233B-SS304 *	B	M6 x 25	40	M6	25		30	Ø9,2
18.7018234B-SS304 *	B	M6 x 30	40	M6	30		30	Ø9,2
18.7018237B-SS304 *	B	M6 x 50	40	M6	50		30	Ø9,2
18.7018440B-SS304 *	A	M8 indv.	65	M8		12	44	Ø13,7
18.7018442B-SS304 *	B	M8 x 20	65	M8	20		44	Ø13,7
18.7018443B-SS304 *	B	M8 x 25	65	M8	25		44	Ø13,7
18.7018444B-SS304 *	B	M8 x 30	65	M8	30		44	Ø13,7
18.7018445B-SS304 *	B	M8 x 35	65	M8	35		44	Ø13,7
18.7018446B-SS304 *	B	M8 x 40	65	M8	40		44	Ø13,7
18.7018447B-SS304 *	B	M8 x 50	65	M8	50		44	Ø13,7
18.7018550B-SS304 *	A	M10 indv.	80	M10		15	53	Ø16
18.7018552B-SS304 *	B	M10 x 20	80	M10	20		53	Ø16
18.7018553B-SS304 *	B	M10 x 25	80	M10	25		53	Ø16
18.7018554B-SS304 *	B	M10 x 30	80	M10	30		53	Ø16
18.7018555B-SS304 *	B	M10 x 35	80	M10	35		53	Ø16
18.7018556B-SS304 *	B	M10 x 40	80	M10	40		53	Ø16
18.7018557B-SS304 *	B	M10 x 50	80	M10	50		53	Ø16

Skaffevare Special order item: Min. ordre 500 stk.

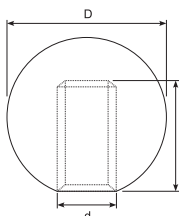
### Kuglegreb Ball knob

Sort bakelit. Indvendigt gevind.

Kan skaffes med messingindsats: 18.7102XXX

Black bakelite. Inner thread. Available with brass insert: 18.7102XXX

18.7102XXX

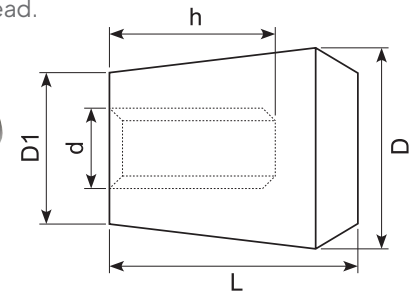


Varenr. Item no.	Gevind Thread	D mm	d mm	h mm
18.7101120	M5 indv.	20	M5	12
18.7101130	M6 indv.	20	M6	14
18.7101230	M6 indv.	25	M6	14
18.7101240	M8 indv.	25	M8	16
18.7101350X	M6 indv.	32	M6	14
18.7101340	M8 indv.	32	M8	16
18.7101350	M10 indv.	32	M10	20
18.7101450	M10 indv.	40	M10	20
18.7101460	M12 indv.	40	M12	25
18.7101560	M12 indv.	50	M12	25
18.7101580	M16 indv.	50	M16	32

### Knop Knob

Sort bakelit. Indvendigt gevind.

Black bakelite. Inner thread.



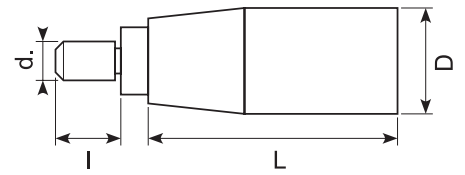
Varenr. Item no.	Gevind Thread	L mm	d mm	D mm	D1 mm	h mm
18.7103130	M6 indv.	20	M6	16	12	14
18.7103240	M8 indv.	25	M8	20	15	16
18.7103350	M10 indv.	32	M10	25	20	20
18.7103460	M12 indv.	40	M12	32	25	25
18.7103580	M16 indv.	50	M16	40	32	32

## Drejehåndtag Rotating handle

### Sort bakelit drejehåndtag. Udvendigt gevind.

Black bakelite rotating handle. External thread.

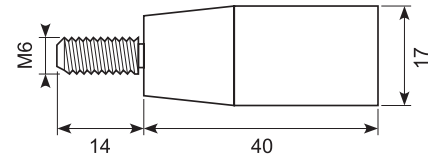
Varenr. Item no.	L mm	d mm	l mm	D mm
18.7006334	50	M6	12	22
18.7006444	63	M8	12	23
18.7006556	80	M10	14	27
18.7006666	100	M12	14	28



18.7302444A

### Løs greb med skrue. Udvendig gevind M6. Passer til 18.14257.

Loose handle with screw. External thread M6. Fits 18.14257.

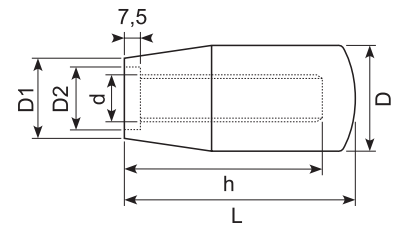


## Lang knop Long knob

### Sort bakelit. Indvendig gevind.

Black bakelite. Internal thread.

Varenr. Item no.	Gevind Thread	L mm	d mm	D mm	D1 mm	D2 mm	h mm
18.7107540	M8	50	M8	21	17	10,3	35
18.7107650	M10	63	M10	23	19	12,3	40
18.7107760	M12	80	M12	26	21	14,3	55
18.7107870	M14	100	M14	30	24	16,3	65

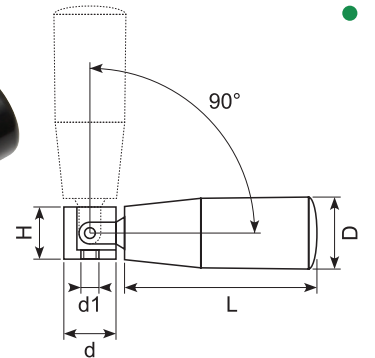


## Vippehåndtag Fold-down handle

### Sort bakelit.

Black bakelite.


Varenummer Item no.	Mål Dimensions	L mm	d mm	D mm	H mm	d1 mm
18.7011344	50 x 16	50	16	22	15	M4
18.7011444	63 x 16	63	16	24	15	M4
18.7011466	63 x 20	63	20	24	20	M6
18.7011566	80 x 20	80	20	26	20	M6
18.7011666	100 x 20	100	20	28	20	M6



18.14436

### Glasfiberforstærket sort nylongreb.

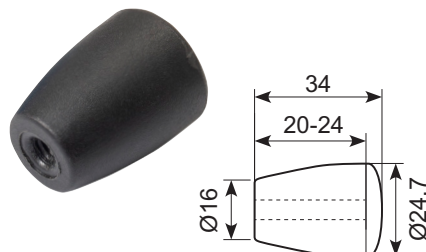
Fibreglass reinforced black nylon handle.



18.14436A-SG

### Glasfiberforstærket sort nylongreb. Anden sortering: Hul skulle have været 30 mm dyb.

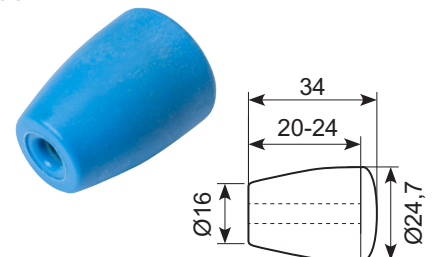
Fibreglass reinforced black nylon handle. Second grade: Hole should have been 30 mm.



18.14436B-SG

### Glasfiberforstærket sort nylongreb. Anden sortering: Hul skulle have været 30 mm dyb.

Fibreglass reinforced black nylon handle. Second grade: Hole should have been 30 mm.

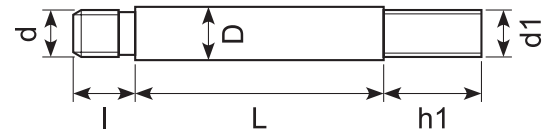


## Grebstang Handle lever

Sort oxideret. **Krom kan skaffes ved min. 200 stk.**

Black oxidized. **Chrome version: on demand at 200 pcs.**

Varenummer Item no.	Mål Dimensions	D mm	L mm	d mm	l mm	d1 mm	h1 mm
18.7108242B	10x40-M8x12	10	40	M8	12	M8	14
18.7108342B *	10x50-M8x12	10	50	M8	12	M8	14
18.7108442B	10x60-M8x12	10	60	M8	12	M8	14
18.7108542B *	10x80-M8x12	10	80	M8	12	M8	14
18.7108354B *	12x50-M10x14	12	50	M10	14	M10	18
18.7108454B	12x60-M10x14	12	60	M10	14	M10	18
18.7108554B *	12x80-M10x14	12	80	M10	14	M10	18
18.7108654B	12x100-M10x14	12	100	M10	14	M10	18
18.7108366B *	14x50-M12x16	14	50	M12	16	M12	22
18.7108466B	14x60-M12x16	14	60	M12	16	M12	22
18.7108566B *	14x80-M12x16	14	80	M12	16	M12	22
18.7108666B	14x100-M12x16	14	100	M12	16	M12	22
18.7108478B *	16x60-M14x18	16	60	M14	18	M14	25
18.7108578B	16x80-M14x18	16	80	M14	18	M14	25
18.7108678B *	16x100-M14x18	16	100	M14	18	M14	25
18.7108778B	16x125-M14x18	16	125	M14	18	M14	25

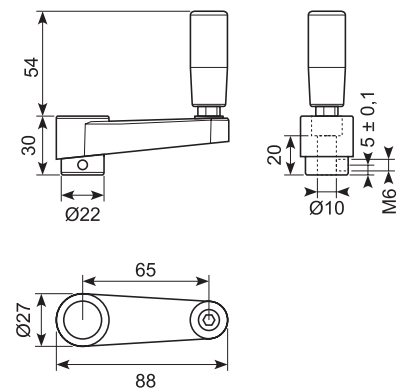


Greb

## 18.14256

Sort svinggreb med aftageligt ballegreb.

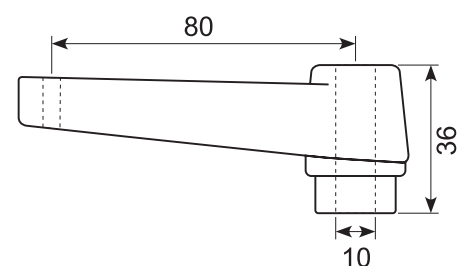
Black swing handle with removable long knob.



## 18.14257

Sort svinggreb. Brug greb 18.7302444A.

Black swing handle. Use handle 18.7302444A.



## Stjernegreb Starknob

### Sort bakelit og messinggevind.

Black bakelite and brass insert.



Varenummer Item no.	Mål Dimensions	D mm	d mm	H mm	h mm
18.7404220T	25 x M5 indv.	25	M5	20	9
18.7404230T	25 x M6 indv.	25	M6	20	12
18.7404330T	32 x M6 indv.	32	M6	25	12
18.7404340T	32 x M8 indv.	32	M8	25	13
18.7404440T	40 x M8 indv.	40	M8	30	13
18.7404450T	40 x M10 indv.	40	M10	30	17
18.7404550T	50 x M10 indv.	50	M10	35	17
18.7404560T	50 x M12 indv.	50	M12	35	22
18.7404660T	63 x M12 indv.	63	M12	40	22
18.7404680T	63 x M16 indv.	63	M16	40	25

## Stjernegreb Starknob

### Sort bakelit og messinggevind.

Black bakelite and brass insert.

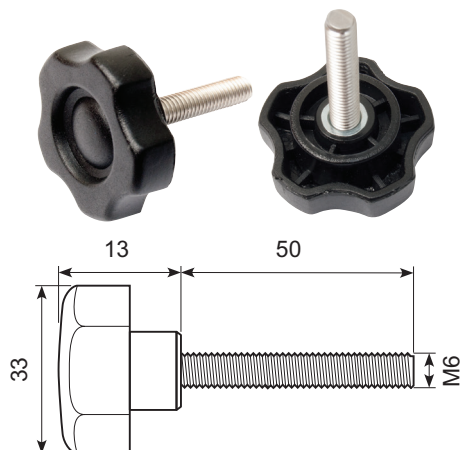


Varenummer Item no.	Mål Dimensions	D mm	d mm	d1 mm
18.7414T440	Ø40 / M8	40	M8	12
18.7414T550	Ø50 / M10	50	M10	14
18.7414T560	Ø50 / M12	50	M12	14

18.14715

### Stjernegreb Ø33 mm. Galvaniseret gevind. Sort plast.


Star knobs Ø33 mm. Galvanized thread. Black plastic.



## Stjernegreb Starknob

### Sort bakelit.

Black bakelite.

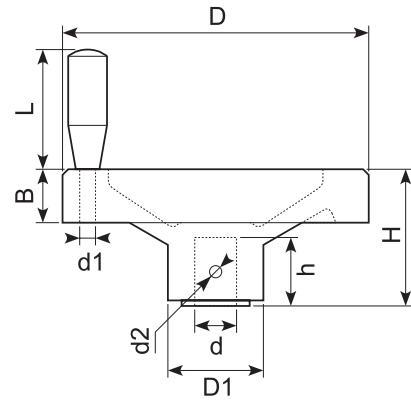


Varenummer Item no.	D mm	d mm	l mm	H mm
18.7405221	25	M5	15	20
18.7405222	25	M5	20	20
18.7405223	25	M5	25	20
18.7405224	25	M5	30	20
18.7405231	25	M6	15	20
18.7405232	25	M6	20	20
18.7405233	25	M6	25	20
18.7405234	25	M6	30	20
18.7405331	32	M6	15	25
18.7405332	32	M6	20	25
18.7405333	32	M6	25	25
18.7405334	32	M6	30	25
18.7405342	32	M8	20	25
18.7405343	32	M8	25	25
18.7405344	32	M8	30	25
18.7405346	32	M8	40	25
18.7405347	32	M8	50	25
18.7405442	40	M8	20	30
18.7405443	40	M8	25	30
18.7405444	40	M8	30	30
18.7405446	40	M8	40	30
18.7405447	40	M8	50	30
18.7405452	40	M10	20	30
18.7405453	40	M10	25	30
18.7405454	40	M10	30	30
18.7405456	40	M10	40	30
18.7405457	40	M10	50	30
18.7405552	50	M10	20	35
18.7405553	50	M10	25	35
18.7405554	50	M10	30	35
18.7405556	50	M10	40	35
18.7405557	50	M10	50	35
18.7405563	50	M12	25	35
18.7405564	50	M12	30	35
18.7405566	50	M12	40	35
18.7405567	50	M12	50	35
18.7405568	50	M12	60	35
18.7405684	63	M16	30	40
18.7405686	63	M16	40	40
18.7405687	63	M16	50	40
18.7405688	63	M16	60	40

## Lille drejehjul *Little handwheel*

### Drejehjul i sort bakelit.

Black bakelite handwheel.

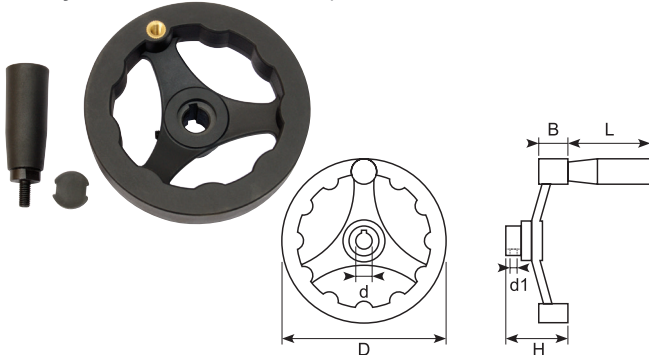


Varenummer <i>Item no.</i>	D mm	d mm	H mm	h mm	B mm	D1 mm	d1 mm	d2 mm	L mm
18.7302232	80	10	32	16	12	22	M6	M5 - glat	25
18.7302232SPEC	80	10	32	16	12	22	M6	2 x M6 gevind	40
18.7302343	100	12	36	18	14	28	M6	M6	32
18.7302444	125	12	40	20	16	28	M6	M6	40

### Håndhjul *Handweel*

#### Sort nylon håndhjul med sidepinol.

Black nylon handwheel with sidepinol.



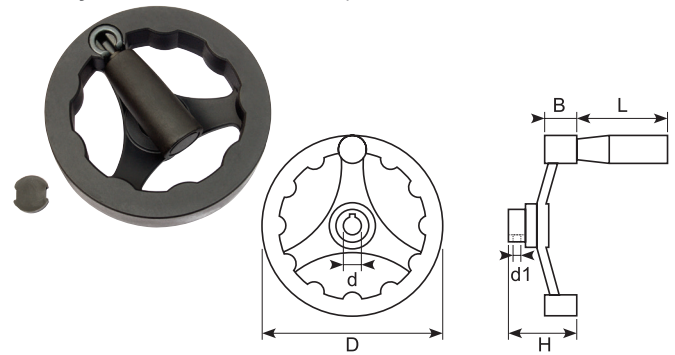
Varenr. <i>Item no.</i>	D mm	d mm	H mm	d1 mm	B mm	L mm
18.7303345	Ø100	Ø12	45	M5	20	50
18.7303446	Ø125	Ø12	50	M5	23,5	63
18.7303667	Ø160	Ø16	60	M6	27,5	80
18.7303877	Ø200	Ø18	73	M8	31	80

39.14117

### Håndhjul *Handweel*

#### Sort nylon håndhjul med sidepinol.

Black nylon handwheel with sidepinol.

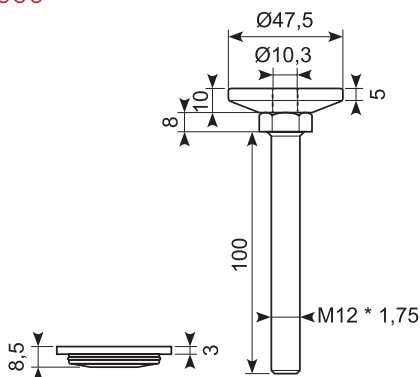


Varenr. <i>Item no.</i>	D mm	d mm	H mm	d1 mm	B mm	L mm
18.7304345	Ø100	Ø12	45	M5	20	50
18.7304445	Ø125	Ø12	50	M5	24	50
18.7304666	Ø160	Ø16	60	M6	28	63
18.7304877	Ø200	Ø18	73	M8	31	80

39.70D32M08x50

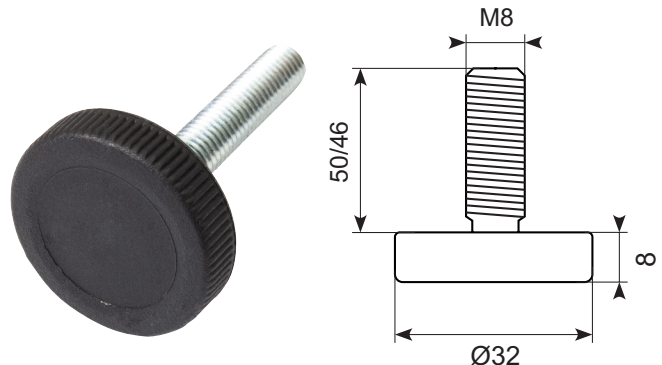
#### Nylon maskinfod med blød aftagelig gummiskridsikring. Ø48 mm. **Min. ordre: 1.000**

Nylon machine foot with soft removable rubber anti slide. Ø48 mm. **Min. order: 1.000**



#### Sort justerbar nylonstilleskrue med fast base.

Adjusting black nylon screw with fixed base.

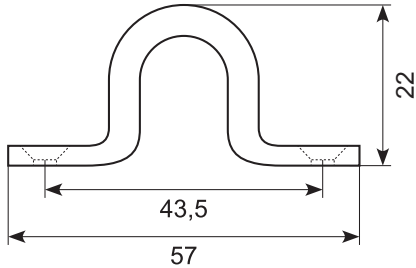


50.13998X

Rustfrit 316 og syrefast håndtag.  
Ø6 mm. **Min. ordre: 3.000 stk.**

Stainless 316 and acid-proof handle. Ø6 mm.

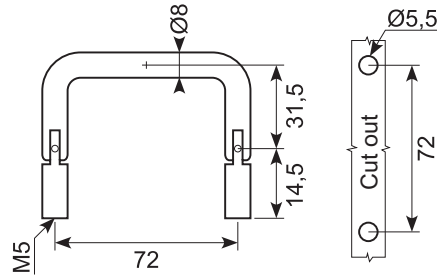
Min. order 3.000 pcs.



18.75072

Svingbar kromgreb. Indvendig montage.

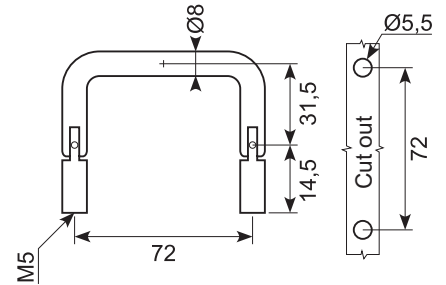
Swivelling chrome handle. Internal mounting.



18.75072SS

Rustfrit 304 svingbart greb. Indvendig montage.

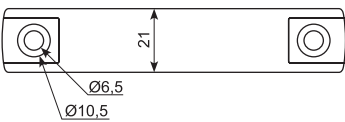
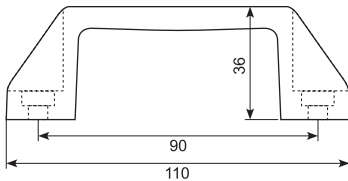
Stainless 304 swivelling handle. Internal mounting.



18.75090

Sort nylongreb.

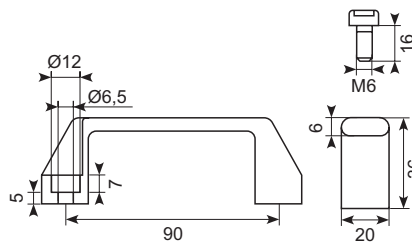
Black nylon handle.



18.75090A

Sort nylongreb. Ikke glasfibre forstærket.

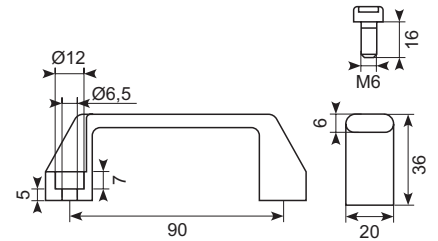
Black nylon handle. Not glassfibre reinforced.



18.7407230

Sort støbt aluminium greb. Til M6 CH-unbrakoskrue.

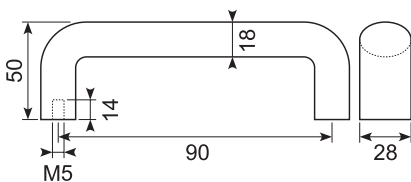
Black aluminium casted handle. For M6 CH-unbrako screw.



18.7411230X

Sort bakelitgreb med indvendig gevind.

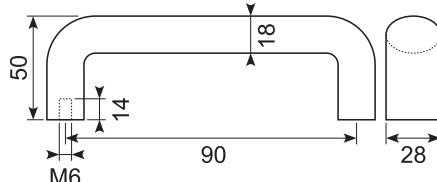
Black bakelite handle with internal thread.



18.7411230

Sort bakelitgreb med indvendig gevind.

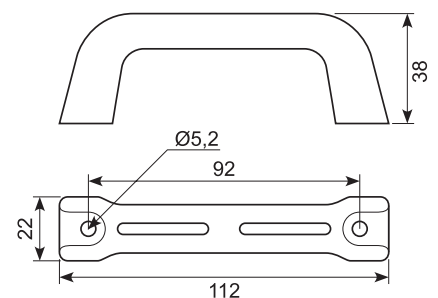
Black bakelite handle with internal thread.



18.426652

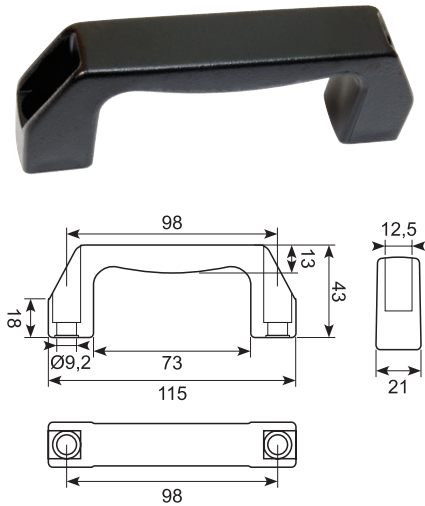
Sort kunststof bøjlegreb.

Grab rail. Black synthetic material.



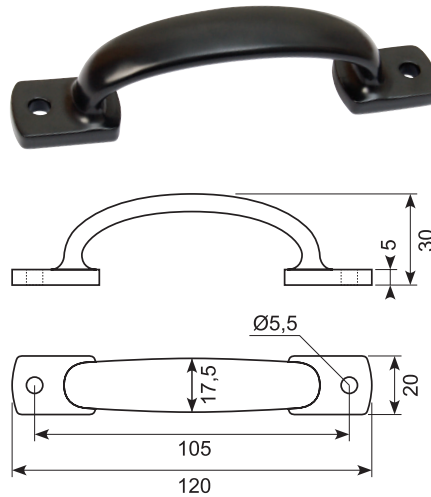
18.75098

**Sort ABS greb.**  
Black ABS handle.



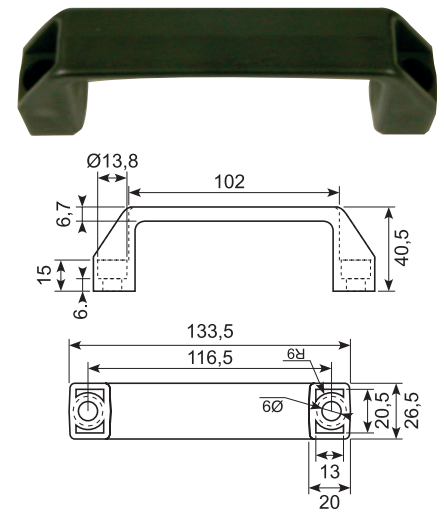
18.75105

**Greb. Rustfri SS304, sort pulverlakeret.**  
Handle. Stainless SS304. Black coated.



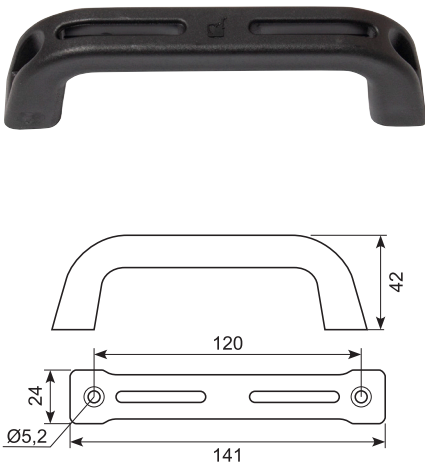
23.2362J

**Sort kunststofbøjlegreb. Monteret fra forsiden.**  
Handle. Black synthetic material. Mounted from the front.



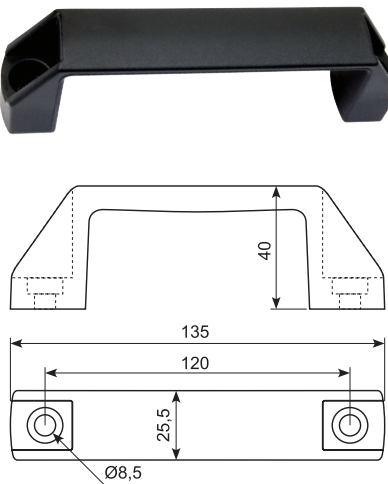
18.422652

**Sort kunststofbøjlegreb.**  
Handle. Black synthetic material.



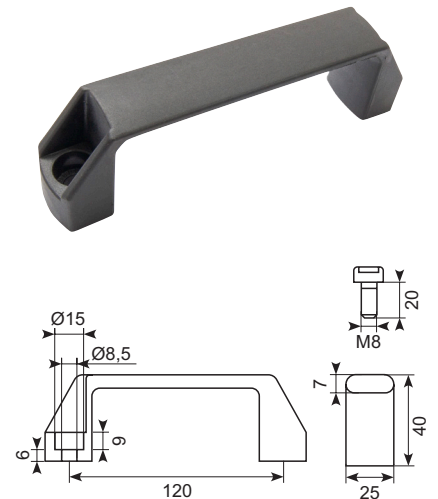
18.75120

**Sort nylongreb.**  
Black nylon handle.



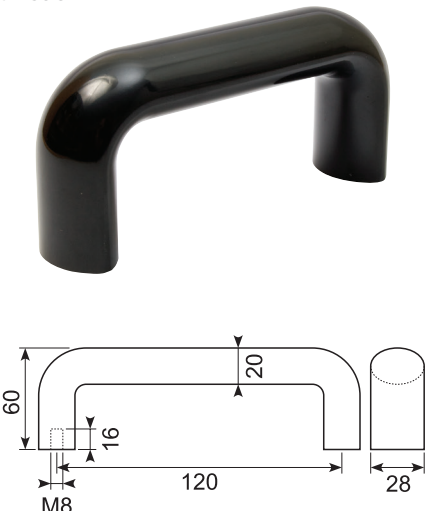
18.75120A

**Sort nylongreb. Ikke glasfiber forstærket.**  
Black nylon handle. Not glassfibre reinforced.



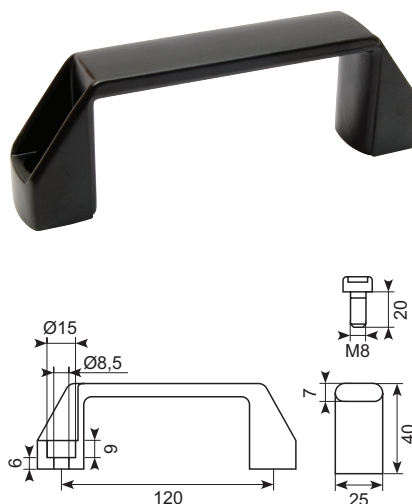
18.7411340

**Sort bakelitgreb med indvendig M8 gevind.**  
Black bakelite handle with internal M8 thread.



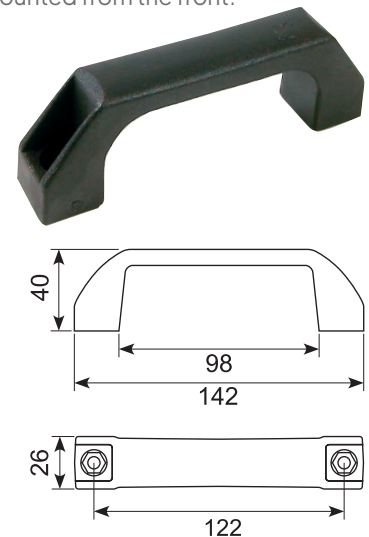
18.7407340

**Sort aluminiumgreb.**  
Black aluminium handle.



23.2201

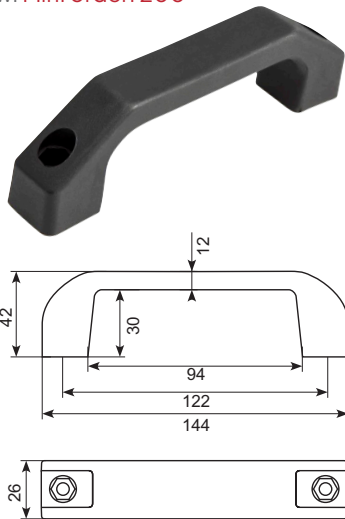
**Sort kunststofbøjlegreb. Monteret fra forsiden.**  
Handle. Black synthetic material. Mounted from the front.



23.2201X

**Sort kunstofgreb. Sekskant - til M6 møtrik. Min. ordre: 200** \*

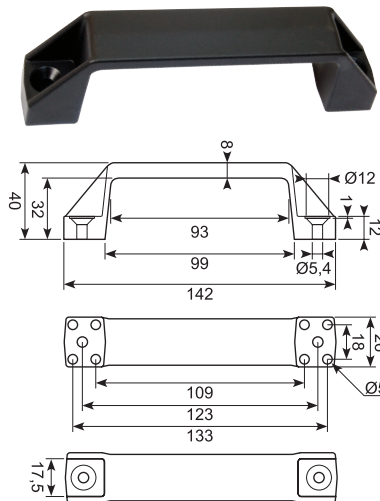
Black plastic handle. Hexagon - for M6 srew. **Min. order: 200**



18.75123

**Sort nylongreb. Tkl M5 us skruer. Monteret fra forsiden.** ●

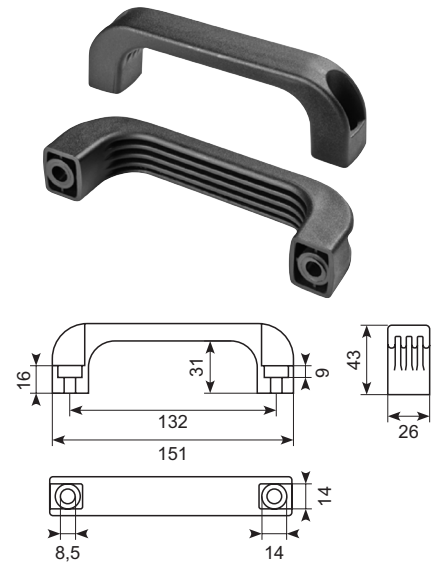
Black nylon handle. Tkl M5 us screw. Front mounting.



18.75132M

**Sort nylongreb.** ●

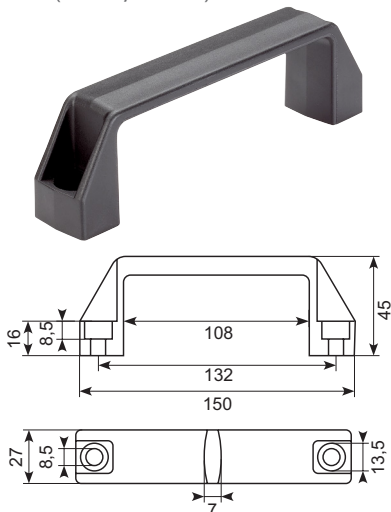
Black nylon handle.



18.75132A

**Sort nylongreb. Til unbrako CH skruer (Din84/Din912). Min. ordre: 600** \*

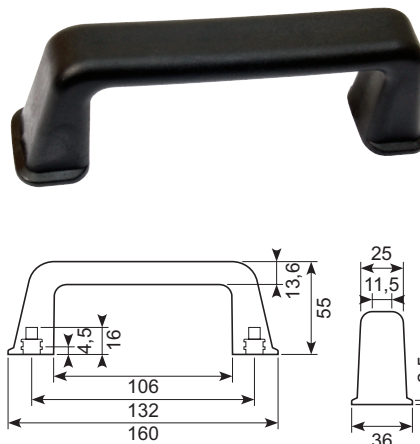
Black nylon handle. For unbrako CH screw (Din84/Din912). **Min. order: 600**



18.75132B

**Sort polypropylene greb. M8 indvendig gevind.** ●

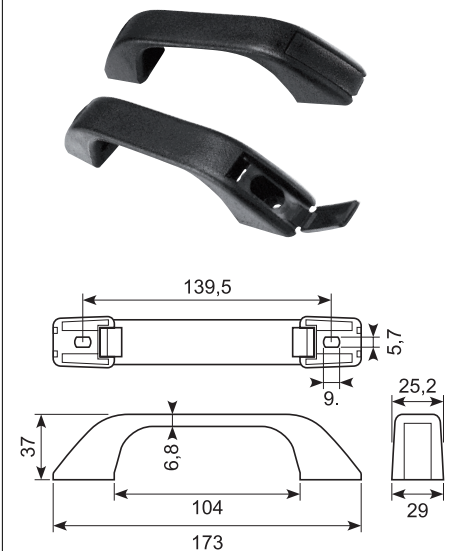
Black polypropylene handle. M8 internal thread.



23.220J

**Sort bøjlegreb.** ●

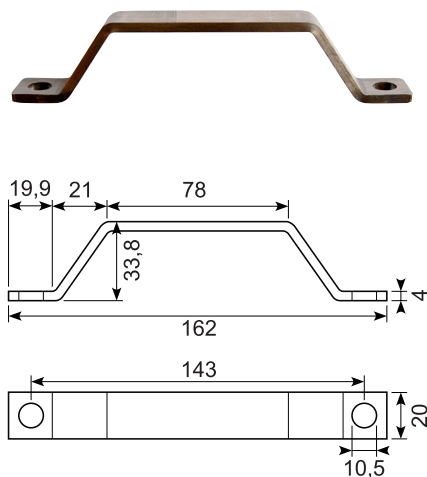
Black grab rail.



50.13074-2

**Rustfrit håndtag.** ●

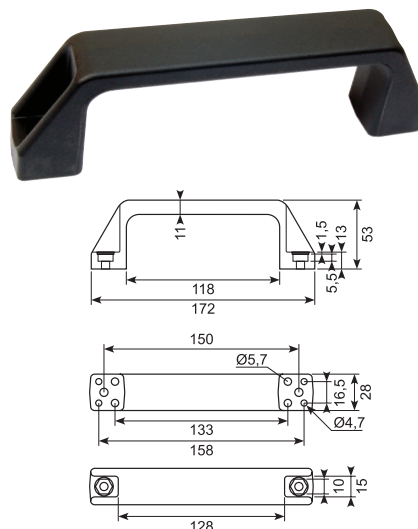
Stainless handle.



18.75150B

**Sort nylongreb. Indvendig montering.** ●

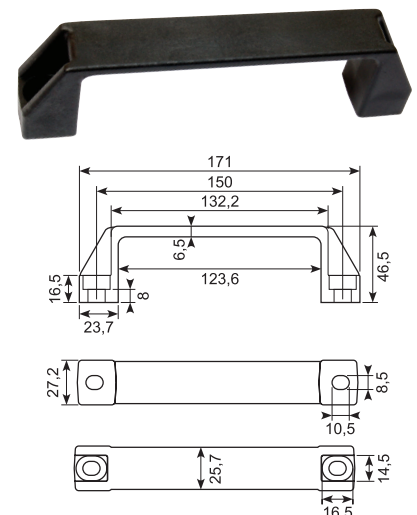
Black nylon handle. Internal mounting.



18.75150

**Sort nylongreb. Oval hul. Front montering.** ●

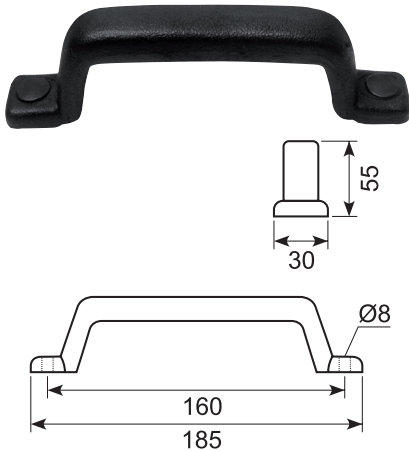
Black nylon handle. Oval hole. Front mounting.



54.830200J

**Blød sort PVC bøjlegreb med stålindlæg. Monteret fra forsiden. Med skjulte skruer.**

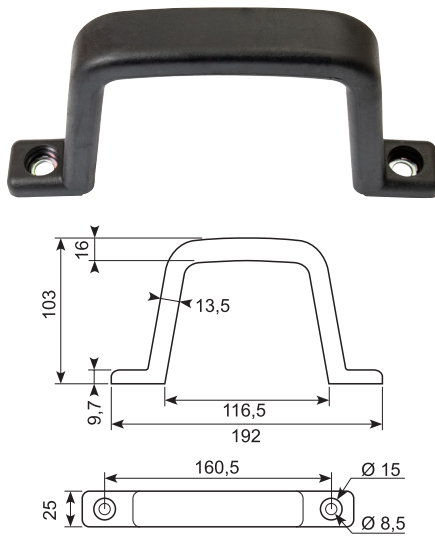
Soft PVC handle with steel core.  
Mounted from the front.  
With hidden screws.



54.830215J

**Sort TPE bøjlegreb.**

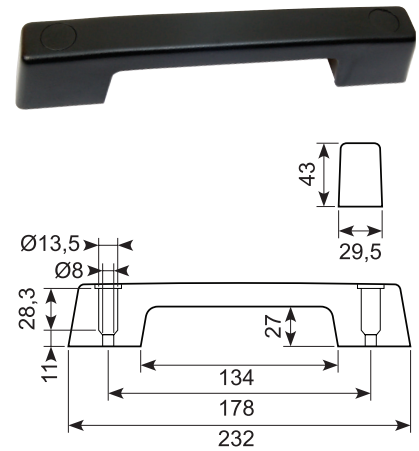
Black TPE handle.



18.75178

**Sort ABS heavy duty greb. Med dækknop.**

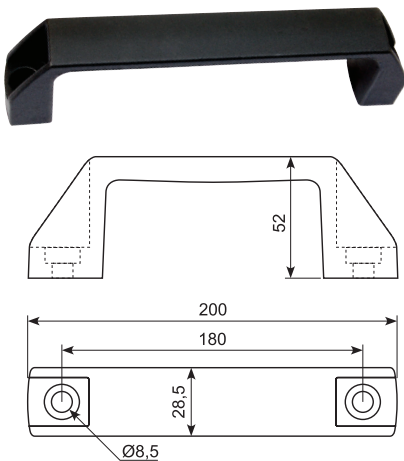
Black ABS heavy duty handle.  
With a cover button.



18.75180

**Sort nylongreb.**

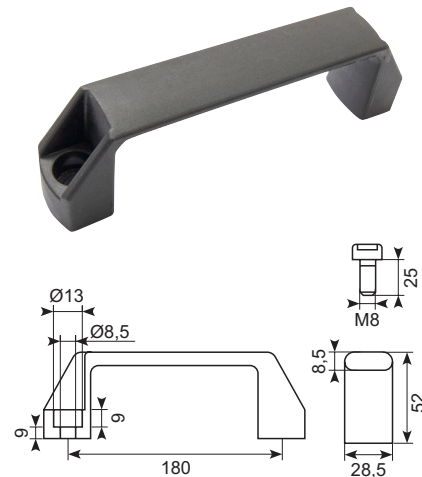
Black nylon handle.



18.75180A

**Sort nylongreb. Ikke glasfiberforstærket.**

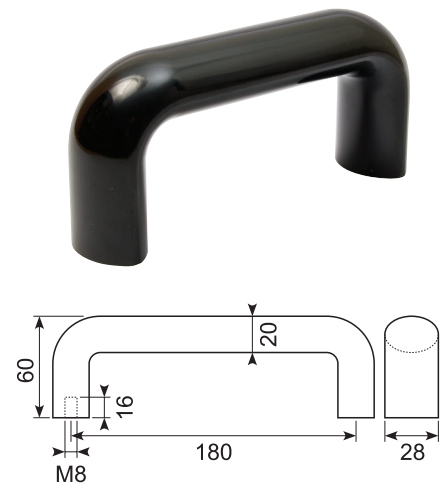
Black nylon handle. Not glass fibre reinforced.



18.7411540

**Sort bakelitgreb. Indvendig gevind.**

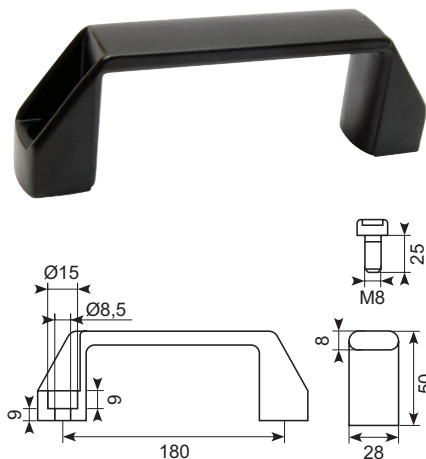
Black bakelite handle. Internal thread.



18.7407540

**Sort aluminiumgreb.**

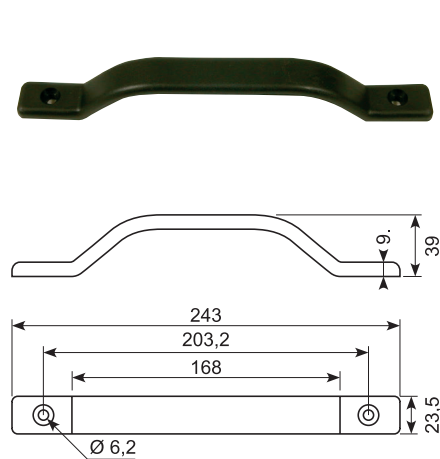
Black aluminium handle.



54.830100J

**Sort plastikgreb.**

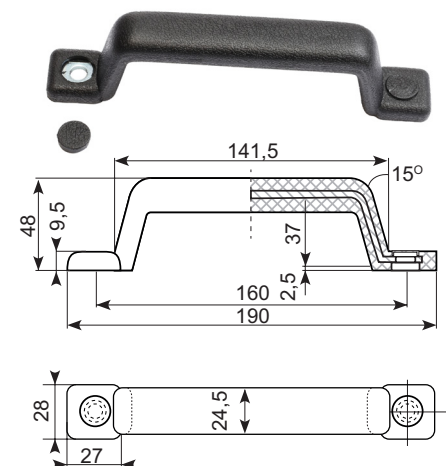
Black plastic pull handle.



54.830200JA

**Sort polypropylengreb med stålindlæg.**

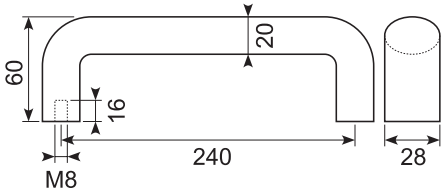
Black polypropylene handle with steel core.



18.7411740

**Sort bakelitgreb. Indvendig gevind.**

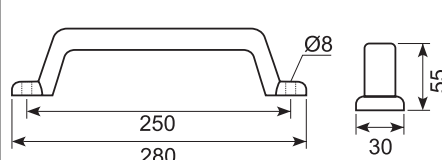
Black bakelite handle. Internal thread.



54.830210J

**Blød sort PVC bøjlegreb med stålindlæg. Monteret fra forsiden.**

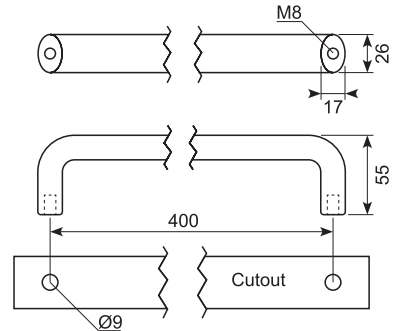
Soft PVC handle with steel core. Mounted from the front.



18.75400

**Sort greb med aluminium legering.**

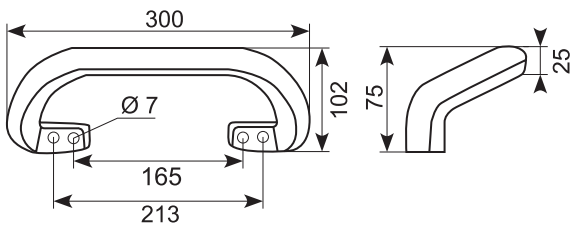
Handle, black aluminium alloy.



23.230

**Forsat bøjlegreb i sort kunststof. Med stålindlæg. Monteres fra forsiden. Med skjulte skruer. Fås også i gul.**

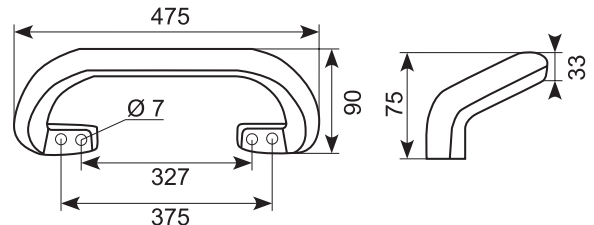
Offset steel-cored handle. Black polyurethane. Mounted from the front. With concealed screws. Also available in yellow.



23.231

**Forsat bøjlegreb i sort kunststof. Med stålindlæg. Monteres fra forsiden. Med skjulte skruer. Fås også i gul.**

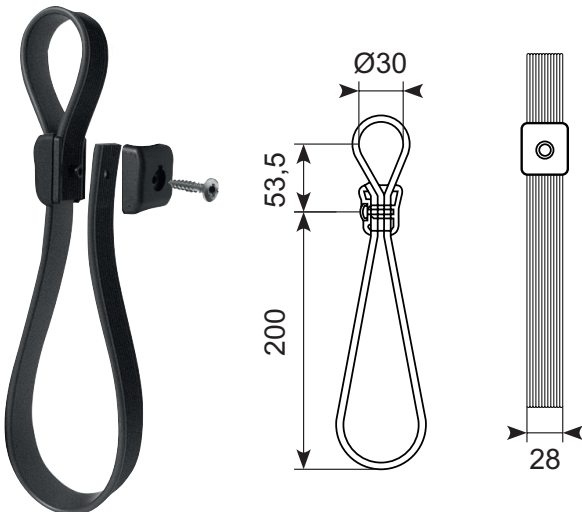
Offset steel-cored handle. Black polyurethane. Mounted from the front. With concealed screws. Also available in yellow.



23.66199

**Mørkegrå busstrop uden bøsning.**

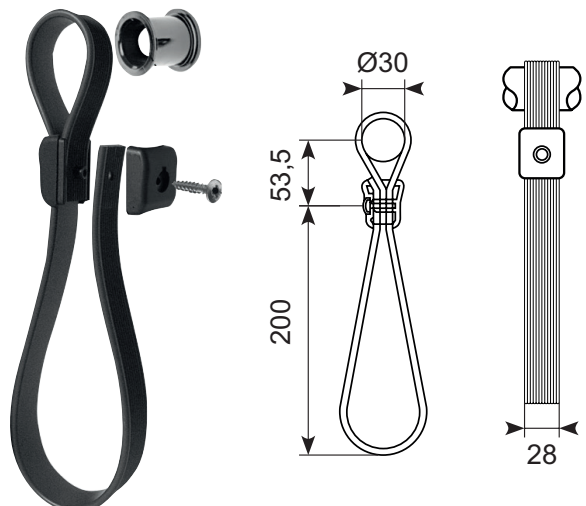
Dark grey bus strap without bushing.



23.P318

**Mørkegrå busstrop med bøsning.**

Dark grey bus strap with bushing.



## Indbygningshåndtag *Built-in handle*

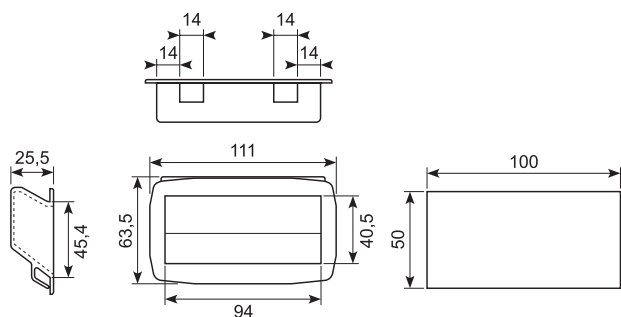
### Sort polyamide (PA6 GRF30).

Black polyamide (PA6 GRF30).

Varenummer Item no.	Størrelse Size
56.7204-001	TS = 0,8-1,2 mm
56.7204-002	TS = 1,2-1,6 mm



Cut-out



## Indbygningshåndtag *Built-in handle*

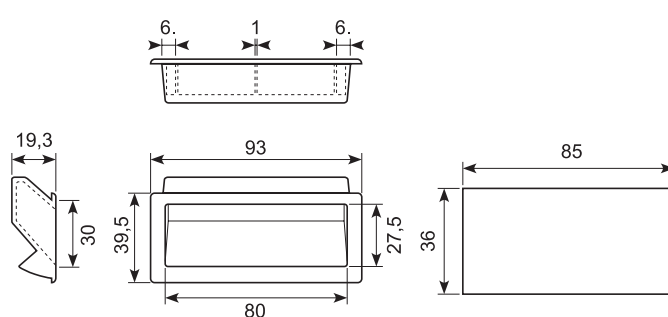
### Sort polyamide (PA6 GRF30).

Black polyamide (PA6 GRF30).

Varenummer Item no.	Størrelse Size
56.7205-001	TS = 0,8-2,0 mm



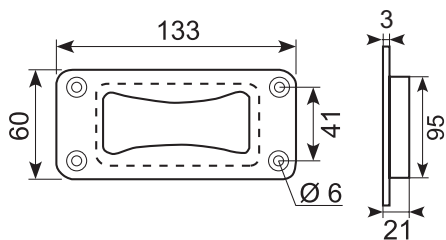

Cut-out



## 23.250

### Sort kunststof indbygningshåndtag. Monteret fra forsiden.

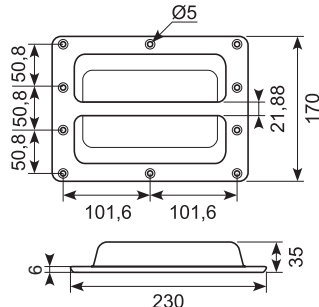
Built-in handle. Black synthetic material.  
Mounted from the front.



## 23.249JX

### Indbygningshåndtag med stålindlæg. Mønstret overflade.

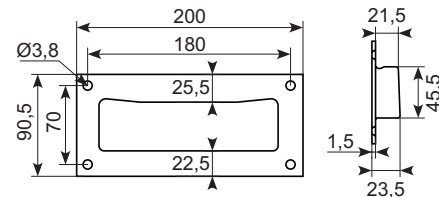

Built-in handle with steel core.  
Textured surface.



## 23.251J

### El-forzinket porthåndtag. 200 x 90 mm. Dybde: 24 mm.


Electro-zincated gate handle. 200 x 90 mm.  
Depth: 24 mm.



18.635

**Sort kuffertgreb i skål.  
Gummigreb med fjeder.**

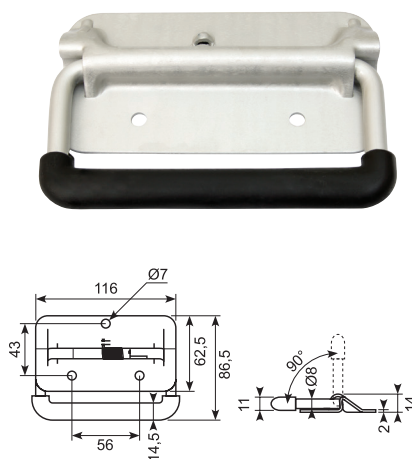
Black recessed truck handle. Rubber handle with spring.



18.636

**Aluminium kuffertgreb. Plastgreb med fjeder.**

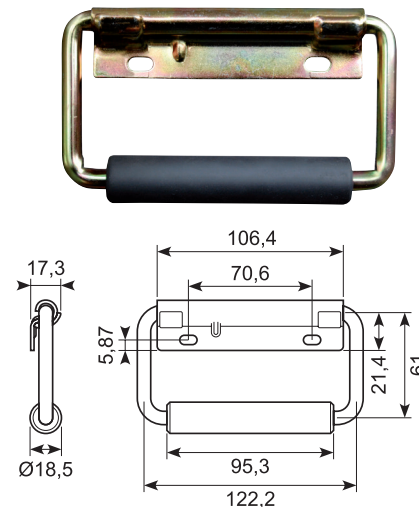
Aluminium trunk handle. Plastic handle with spring.



18.639J

**Galvaniseret kuffertgreb. Blødt greb med fjeder.**

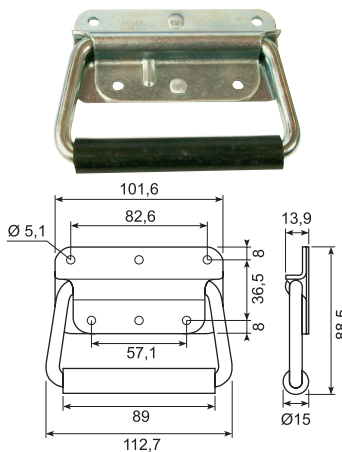
Galvanized trunk handle. Soft handle with spring.



18.637

**Galvaniseret greb. Fjederbelastet - 110 mm. Med plastovertrukket greb og stor base.**

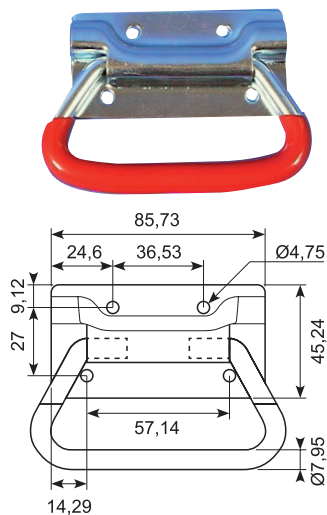
Galvanized handle. Spring-loaded 110 mm. With plastic-coated handle and large base.



18.638J

**Galvaniseret kuffertgreb. PVC-overtrukket bøjle.**

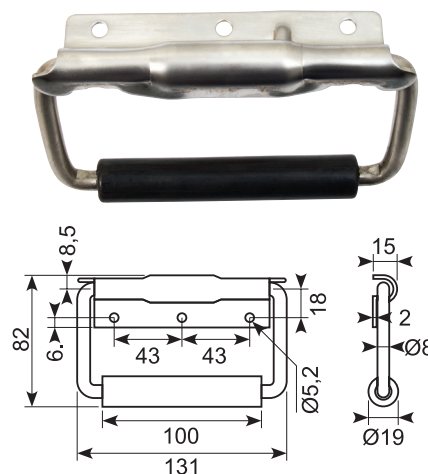
Galvanized trunk handle. With red PVC cover.



18.634

**Rustfrit 304 kuffertgreb. Gummigreb med fjeder.**

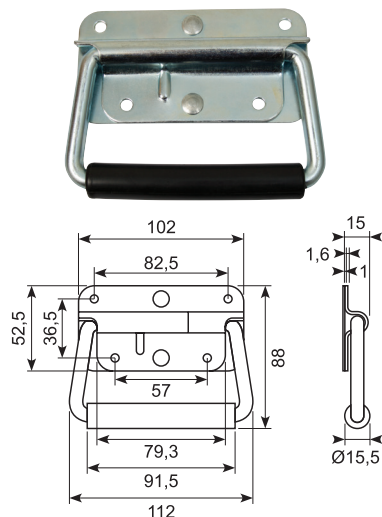
Stainless 304 trunk handle. Rubber handle with spring.



18.637J

**Greb. Fjederbelastet. Med påskruningsflange.**

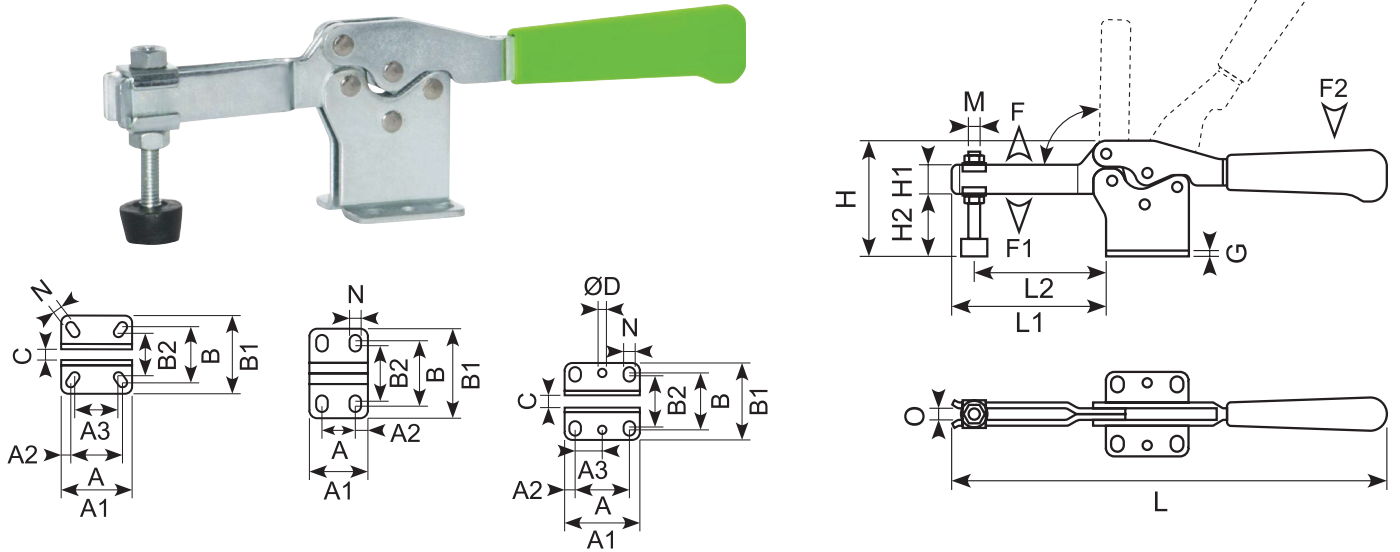
Handle with spring. Spring-loaded. With flange.



## Spænder Clamp

### Horizontalspænder. Force-pressure-hold.

Horizontal toggle clamp. Force-pressure-hold.

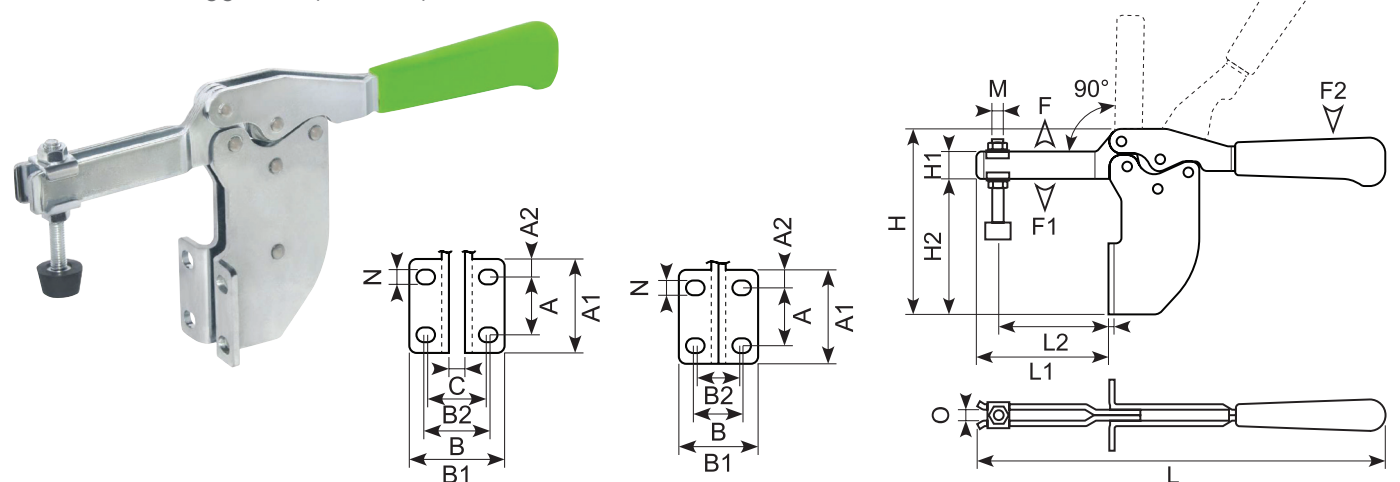


Varenr. Item no.	Vægt Weight	F daN	F1 daN	F2 daN	A	A1	A2	A3	B	B1	B2	C	ØD	G	H	H1	H2	L	L1	L2	M	N	O	≡
58.901	0,09	90	25	6	13,3	25	5,7	-	21,5	32	15,6	-	-	2	36	10	21	121	41	15-30	M5x30	4,9	5	90°
58.902	0,19	130	35	9	26	37	5,2	13,7	28,2	39	20,6	5	4,8	2,5	46	13	26	163	61	22-50	M6x35	5,5	6	90°
58.012	0,27	150	55	9	26	42	7,9	-	38	50	20,3	-	-	3	51	14	29	186	57	17-44	M6x40	6,1	6	90°
58.903	0,4	210	60	12	25,7	40	7,6	12,9	30,3	44	25,8	6	4,8	3	65	17	37	234	81	28-67	M8x55	7,5	8	90°
58.904	0,84	320	75	15	40,8	57	7,8	20,5	43,2	58	39,1	8	5,7	4	80	20	42	301	106	33-91	M8x65	8,6	8	90°
58.906*	1,5	500	90	18	49	67	9	41,4	53	74	41,4	10	-	5	97	25	61	359	131	42-112	M10x112	8,8	10	90°

## Spænder Clamp

### Spænder, horisontal sidemontage. Force-pressure-hold.

Side horizontal toggle clamp. Force-pressure-hold.

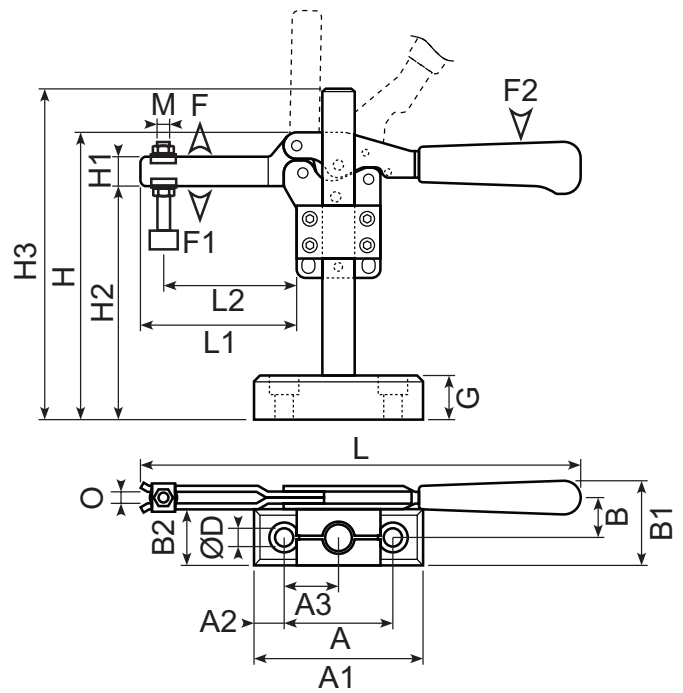


Varenr. Item no.	Vægt Weight	F daN	F1 daN	F2 daN	A	A1	A2	B	B1	B2	C	G	H	H1	H2	L	L1	L2	M	N	O	≡
58.922*	0,24	130	35	9	20	32	6	27,5	38	25,5	5	2,5	80	13	60	163	55	15-43	M6x35	5,5	6	90°
58.022*	0,35	150	55	9	22,4	37	7,3	40,4	55	24,4	-	3	98	14	76	186	51	10-38	M6x40	7,7	6	90°
58.923*	0,48	210	60	12	24	38	7	30,5	43	28,5	6	3	106	17	78	234	74	21-59	M8x55	6,5	8	90°
58.924*	1	320	75	15	32	52	10	35,5	52	32	8	4	136	20	98	301	96	22-81	M8x65	8,5	8	90°

## Spænder Clamp

### Variabel horisontalspænder. Force-pressure-hold.

Variable horizontal toggle clamp. Force-pressure-hold.

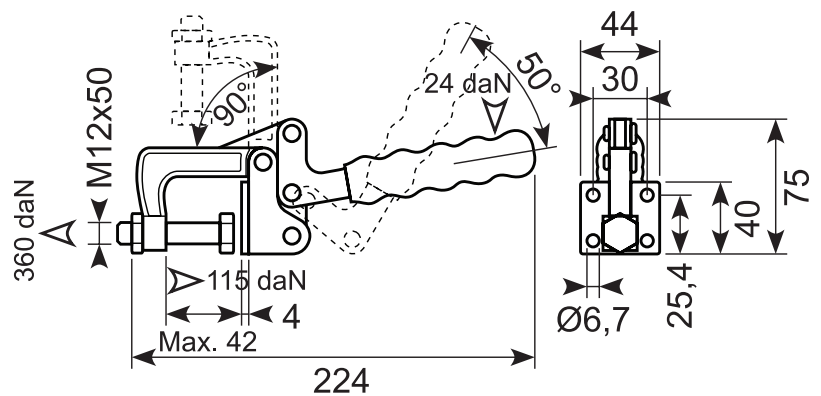



Varenr. Item no.	Vægt Weight	F daN	F1 daN	F2 daN	A	A1	A2	A3	B	B1	B2	G	H	H1	H2	H3	L	L1	L2	ØD	M	O	≡
58.963*	1,4	210	60	12	60	90	15	30	23	49	34	26	90-248	17	64-222	206	234	81	28-66	8,5	M8x55	8	90°
58.964*	2,8	320	75	15	74	115	20,5	37	27	58	38	30	115-274	20	78-237	225	301	106	33-90	12,5	M8x65	8	90°
58.966*	4,08	500	90	18	90	140	25	45	29	62	38	36	139-277	25	128-266	216	359	131	41-111	16,5	M10x90	10	90°

## Force-pressure-hold

### Modsat horisontalspænde. Force-pressure-hold.

Reversed horizontal toggle clamp. Force-pressure-hold.



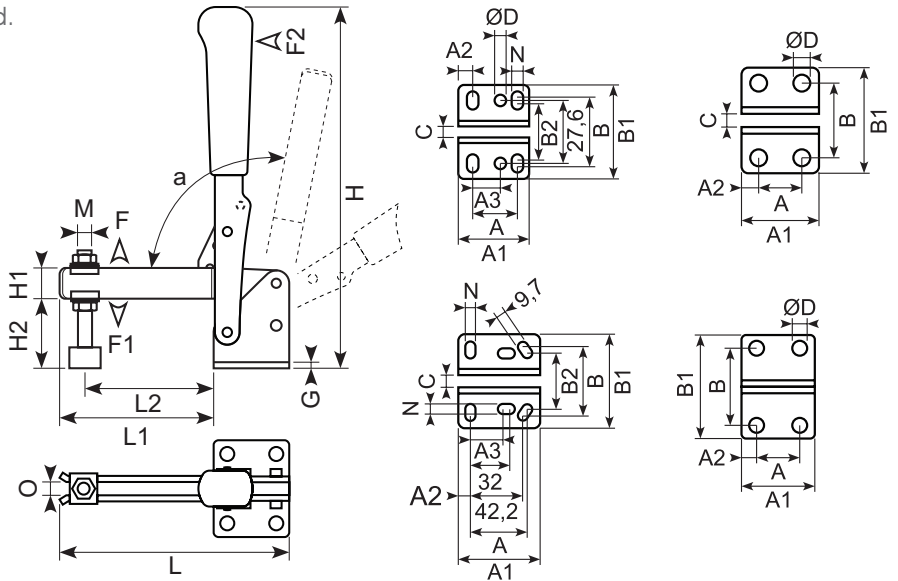

Varenr. Item no.	Vægt Weight	F daN	F1 daN	F2 daN
58.077	0,56	320	115	24

## Spænder Clamp

### Vertikalspænder. Force-pressure-hold.

Vertical toggle clamp. Force-pressure-hold.

#### Model B

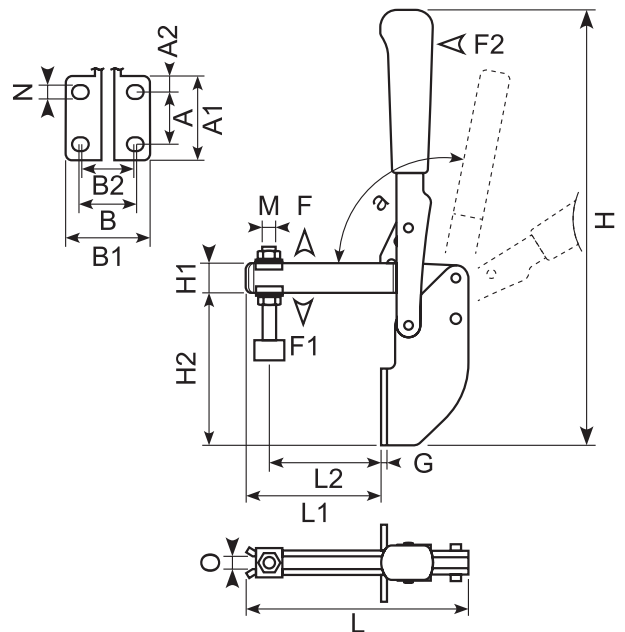



Varenr. Item no.	Vægt Weight	F daN	F1 daN	F2 daN	A	A1	A2	A3	B	B1	B2	C	ØD	G	H	H1	H2	L	L1	L2	M	N	O	≡
58.801	0,11	90	40	6	16	26	5,3	-	24,6	35	-	4	4,9	2	107	10	20	62	36	12-26	M5x30	-	5	100°
58.802	0,2	130	70	9	20,2	32	6,6	12,6	32,4	43	26	5	5,2	2,5	132	13	24	80	47	13-35	M6x35	5	6	100°
58.112	0,37	150	65	9	20	34	7	-	33,9	48	-	-	7	3	176	14	28	96	62	19-49	M6x40	-	6	102°
58.803	0,40	210	90	12	19,5	35	7,8	-	34,2	48	-	6	7,9	3	189	17	35	111	76	19-61	M8x55	-	8	90°
58.804	0,84	320	130	15	32	49,5	9	-	45,1	63	-	8	8,9	4	239	20	46	151	102	19-87	M8x65	-	8	90°
58.804B	0,90	320	130	15	32	49,5	9	-	45,1	63	-	8	8,9	4	239	20	46	151	102	19-87	M8x65	-	8	90°
58.806	1,58	500	150	18	45,7	66	9,8	26	56	76	45	10	-	5	278	25	55	203	137	24-117	M10x90	8,3	10	90°

## Spænder Clamp

### Spænder, vertikal sidemontage. Force-pressure-hold.

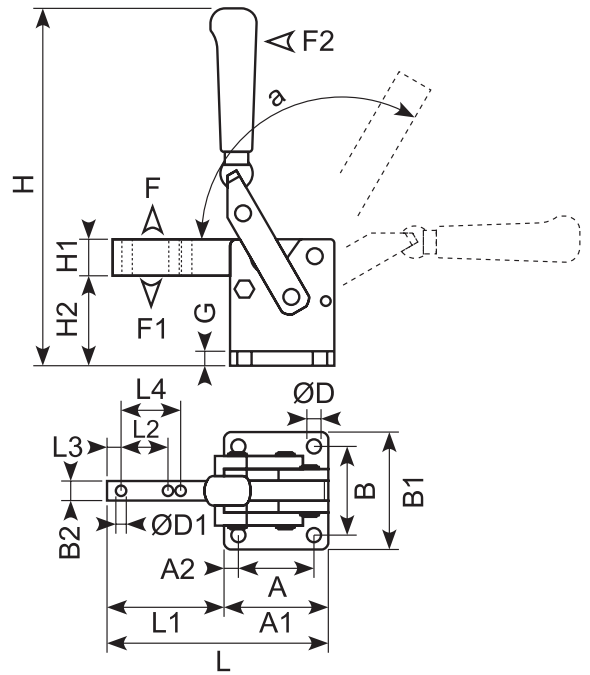
Side vertical toggle clamp. Force-pressure-hold.



Varenr. Item no.	Vægt Weight	F daN	F1 daN	F2 daN	A	A1	A2	B	B1	B2	G	H	H1	H2	L	L1	L2	M	N	O	≡
58.822*	0,25	130	70	9	20	32	6	27,5	38	25,5	2,5	166	13	59	80	40	7-29	M8x35	5,5	6	91°
58.823*	0,47	210	90	12	24	38	7	30,5	43	28,5	3	230	17	76	111	68	11-54	M8x55	6,5	8	91°
58.824*	0,9	320	130	15	32	52	10	35,5	52	32	4	295	20	102	151	92	9-77	M8x65	8,5	8	91°

## Spænder Clamp

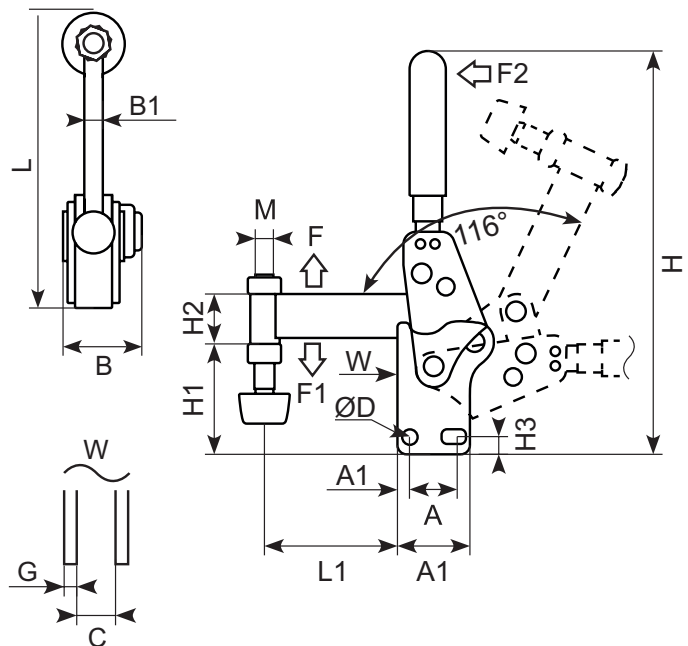
**Forstærket vertikalspænder. Force-pressure-hold.**  
 Strengthened vertical toggle clamp. Force-pressure-hold.



Varenr. Item no.	Vægt Weight	F daN	F1 daN	F2 daN	A	A1	A2	B	B1	B2	ØD	ØD1	G	H	H1	H2	L	L1	L2	L3	L4	≡
58.211 *	0,46	300	70	9	28	40	6	34	46	10	6	5	6	143	14	35	85	45	10	6	-	120°
58.213 *	1,5	700	130	12	46	64	9	54	72	12	9	6	9	220	22	56	136	72	20	8	-	119°
58.215 *	2,92	1200	150	15	58	80	11	68	90	15	11	8	11	268	28	69	170	90	25	11	36	118°
58.217 *	5,8	2300	200	18	76	100	12	76	104	20	13	10	13	326	36	87	216	116	32	14	46	117°

## Spænder Clamps

**Vertikalspænder. Ekstra stærk med cover og lige base. Force-pressure-hold.**  
 Strong vertical toggle clamp with cover and straight base. Force-pressure-hold.

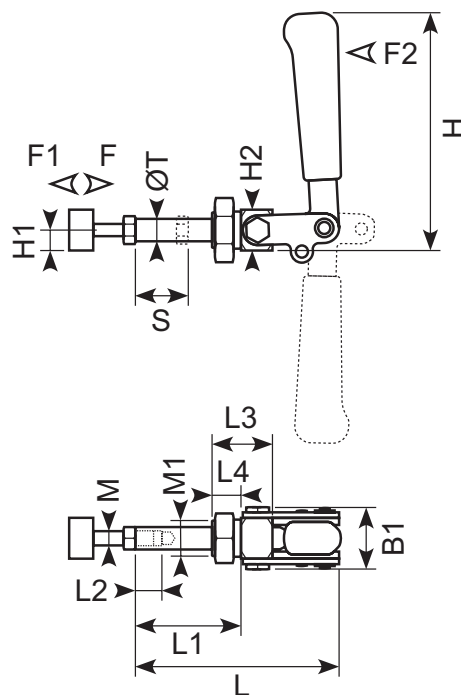


Varenr. Item no.	Vægt Weight	F daN	F1 daN	F2 daN	A	A1	A2	B	B1	C	ØD	G	H	H1	H2	H3	L	L1	M	≡	R
58.282C *	0,42	250	70	9	20	33	6,5	29,5	7,8	8,2	6,1	3	150	48,5	20	9	86,5	35	M8x50	116°	3
58.284C *	1,22	500	130	12	30	44,5	7,5	39,5	9,8	10,2	8,5	4	234	71,5	28	11	154	82,5	M10x75	116°	5
58.286C *	2,49	1.000	150	15	45	65	10	52	11,8	12,2	10,5	6	278	87,5	36	14,6	188	100	M12x100	116°	7

## Spænder Clamp

### Push-pull spænder. Force-pressure-hold.

Push-pull toggle clamp. Force-pressure-hold.

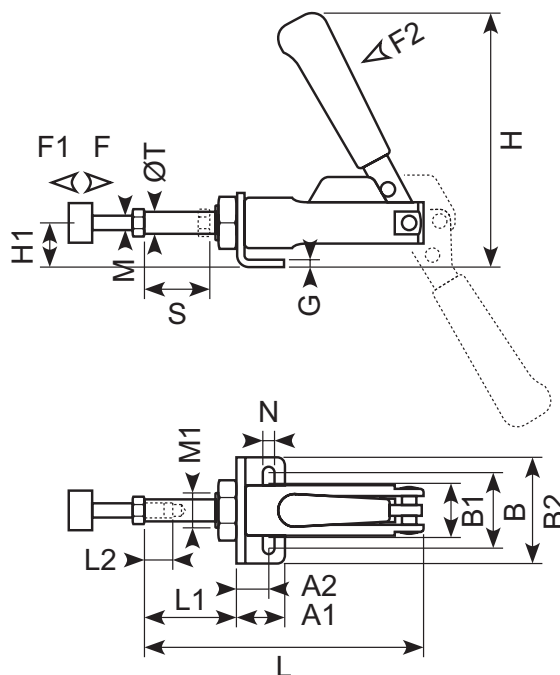


Varenr. Item no.	Vægt Weight	F daN	F1 daN	F2 daN	H	H1	H2	L	L1	L2	L3	L4	M	S	øT
58.031 *	0,19	100	100	9	94	10	20	70	14-35	20	24,5	13	M6x30	21	10
58.033	0,4	250	250	12	128	11	22	111	17-57	25	33	16	M8x35	40	12
58.035 *	0,9	400	400	18	159	15	30	176	25-92	30	52	24	M10x50	67	16

## Spænder Clamp

### Push-pull spænder med beslag. Force-pressure-hold.

Push-pull toggle clamp with bracket. Force-pressure-hold.

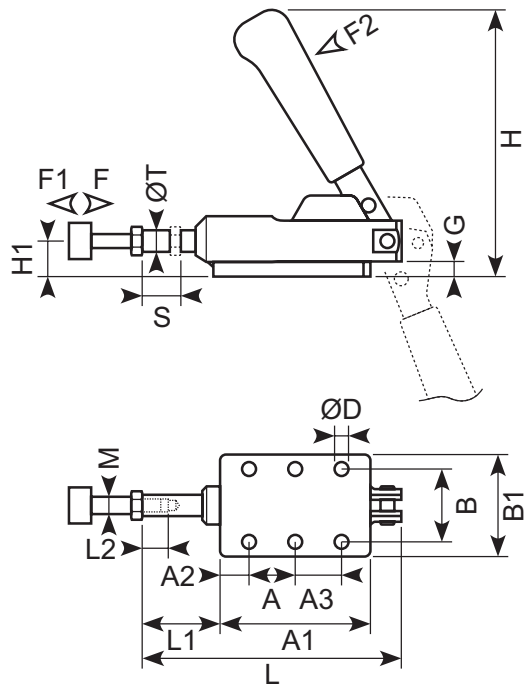


Varenr. Item no.	Vægt Weight	F daN	F1 daN	F2 daN	A1	A2	B	B1	B2	G	H	H1	L	L1	L2	M	M1	N	S	øT
58.032	0,35	160	170	6	22	15	36	24	50	4	116	20	111	11-34	20	M6x30	M16x1,5	6,5	23	10
58.034	0,70	250	240	12	26	17	42	28	59	5	143	26	162	17-51	25	M8x35	M20x1,5	8,2	34	12
58.036	1,38	450	300	18	34	22	48	35	69	6	174	30	205	19-61	30	M10x50	M24x1,5	11	42	16

## Spænder Clamps

### Push-pull spænder med lavt beslag. Force-pressure-hold.

Low push-pull toggle clamp. Force-pressure-hold.

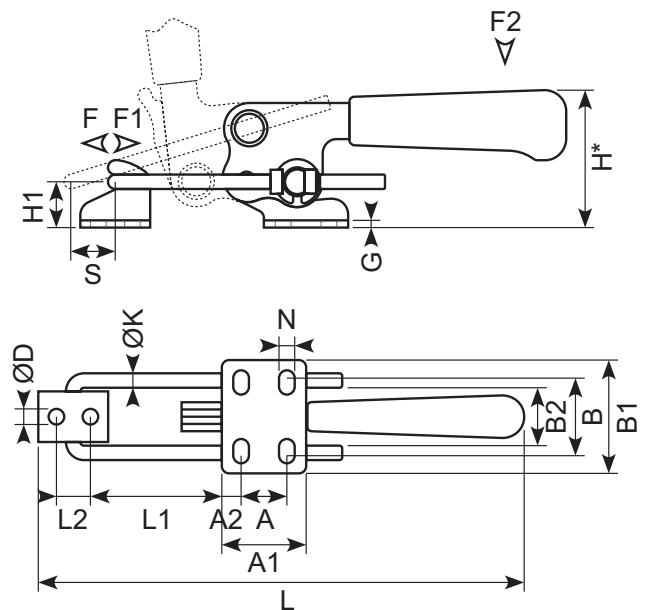



Varenr. Item no.	Vægt Weight	F daN	F1 daN	F2 daN	A	A1	A2	A3	B	B1	ØD	G	H	H1	L	L1	L2	M	S	øT
58.042	0,42	160	170	6	25	52	9,5	-	39	50	6,5	6	112	16	111	10-33	20	M6x30	23	10
58.044	0,84	240	240	12	35	85	12,5	-	46	60	8,5	8	137	20	162	15-49	25	M8x35	34	12
58.046 *	1,66	300	300	18	35	100	15	35	53	70	11	10	167	23	205	19-61	30	M10x50	42	16

## Spænder Clamp

### Horizontalspænder med bøjle. Force-pressure-hold.

Horizontal toggle clamp with catch. Force-pressure-hold.

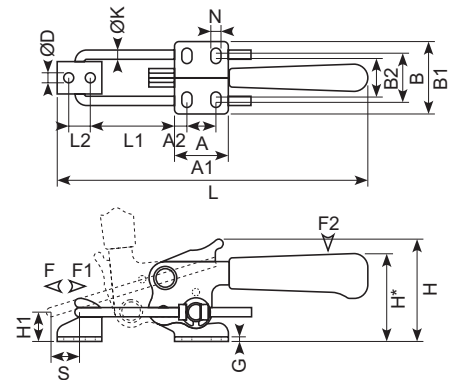


Varenr. Item no.	Vægt Weight	F daN	F1 daN	F2 daN	A	A1	A2	B	B1	B2	ØD=N	G	H*	H1	ØK	L	L1	L2	S
58.721	0,16	200	180	10	13	26	6,5	24	36	19	5,2	2,5	42	12	4	135-170	28-63	11	20
58.723	0,36	400	270	15	19	35	8	30	47	25	6,5	3	57	19	6	185-230	35-80	14	26
58.725 *	0,82	700	450	20	32	51	9,5	40	64	36	8,5	4	75	25	8	235-300	46-111	19	34

## Spænder Clamp

### Horizontalspænder med bøjle og sikkerheds-lås. Force-pressure-hold.

Horizontal toggle clamp with catcher and safety device. Force-pressure-hold.

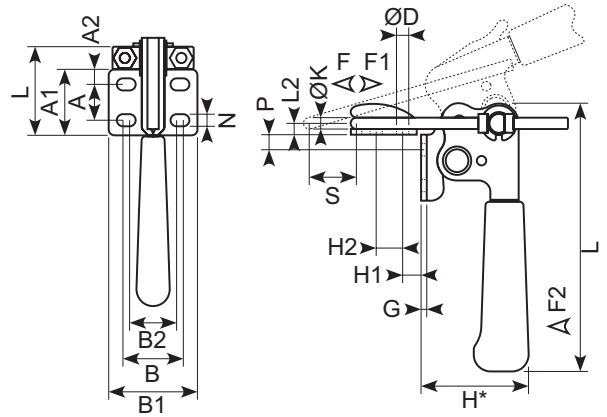


Varenr. Item no.	Vægt Weight	F daN	F1 daN	F2 daN	A	A1	A2	B	B1	B2	ØD=N	G	H	H*	H1	ØK	L	L1	L2	S
58.721B	0,18	200	180	10	13	26	6,5	25	36	19	5,2	2,5	51	42	12	4	135-170	28-63	11	20
58.723B	0,38	400	270	15	19	35	8	30	47	25	6,5	3	66	57	19	6	185-230	35-80	14	26
58.725B	0,88	700	450	20	32	51	9,5	40	64	36	8,5	4	86	75	25	8	235-300	46-111	19	34

## Spænder Clamp

### Vertikalspænder med bøjle. Force-pressure-hold.

Vertical toggle clamp with catcher. Force-pressure-hold.

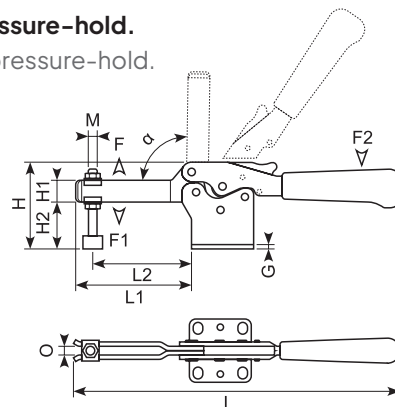



Varenr. Item no.	Vægt Weight	F daN	F1 daN	F2 daN	A	A1	A2	B	B1	B2	ØD=N	G	H*	H1	H2	ØK	L	L1	L2	P	S
58.731*	0,16	200	180	10	13	26	6,5	24	36	19	5,2	2,5	42	5-28	11	4	103	40	4,5	7	20
58.733*	0,36	400	270	15	19	35	8	30	47	25	6,5	3	57	7-35	14	6	142	52	6	8	26
58.735	0,82	700	450	20	32	51	9,5	40	64	36	8,5	4	75	9-45	19	8	179	74	8	9,5	34

## Spænder Clamp

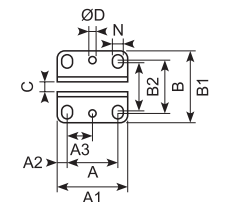
### Horizontalspænder med sikkerheds-lås. Force-pressure-hold.

Horizontal toggle clamp with safety device. Force-pressure-hold.

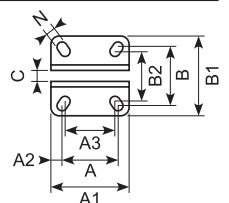


58.903B

58.904B



58.906B

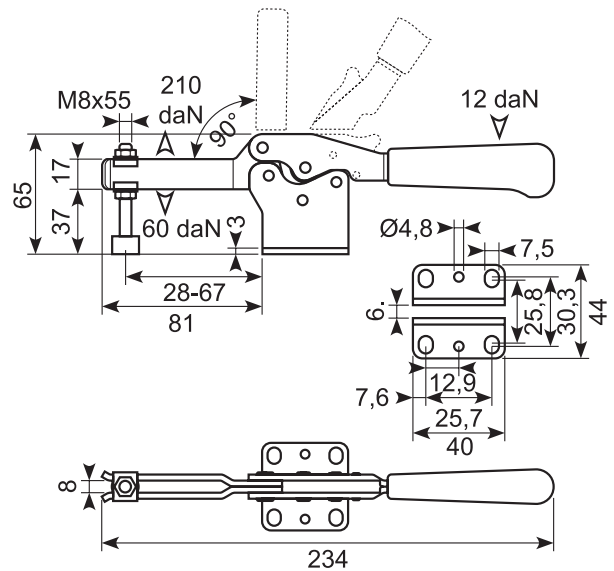


Varenr. Item no.	Vægt Weight	F daN	F1 daN	F2 daN	A	A1	A2	A3	B	B1	B2	C	ØD	G	H	H1	H2	L	L1	L2	M	N	O	≡
58.903B*	0,43	210	60	12	25,7	40	7,6	12,9	30,3	44	25,8	6	4,8	3	65	17	37	234	81	28-67	M8x55	7,5	8	90°
58.904B*	0,88	320	75	15	40,8	57	7,8	20,5	43,2	58	39,1	8	5,7	4	80	20	42	301	106	33-91	M8x65	8,6	8	90°
58.906B*	1,56	500	90	18	49	67	9	41,4	53	74	41,4	10	-	5	97	25	61	359	131	42-112	M10x90	8,8	10	90°

58.903SS

**Rustfri horisontalspænder. Force-pressure-hold.**

Stainless steel horizontal toggle clamp. Force-pressure-hold.

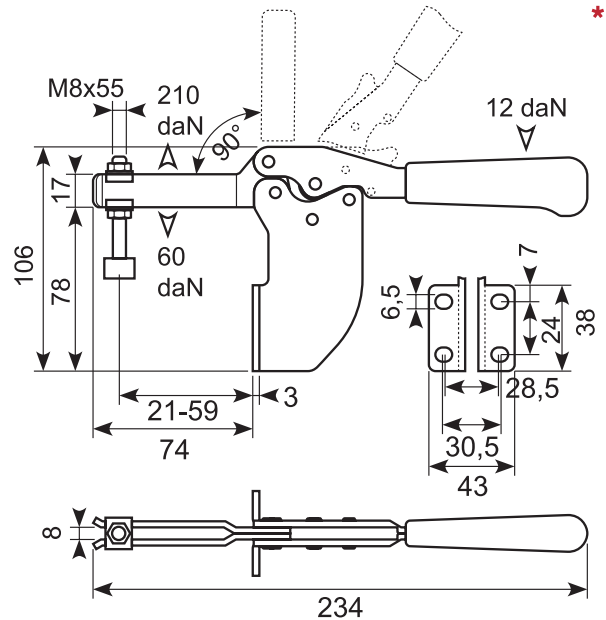


Rais spændere

58.923SS

**Rustfri spænder, horisontal sidemontage. Force-pressure-hold.**

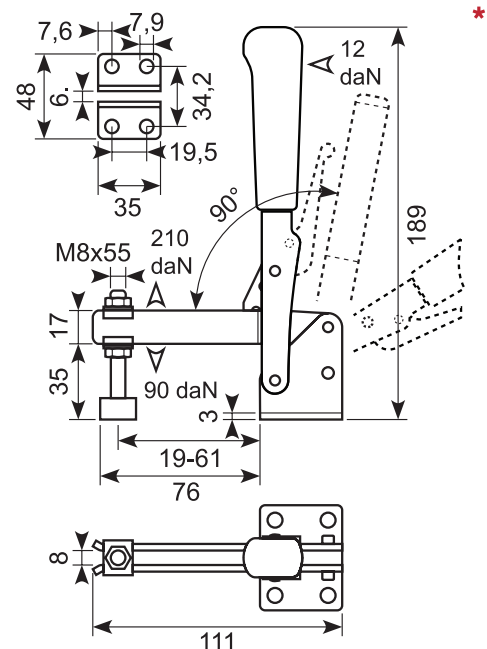
Stainless steel, side horizontal toggle clamp. Force-pressure-hold.



58.803SS

**Rustfri vertikalspænder. Force-pressure-hold.**

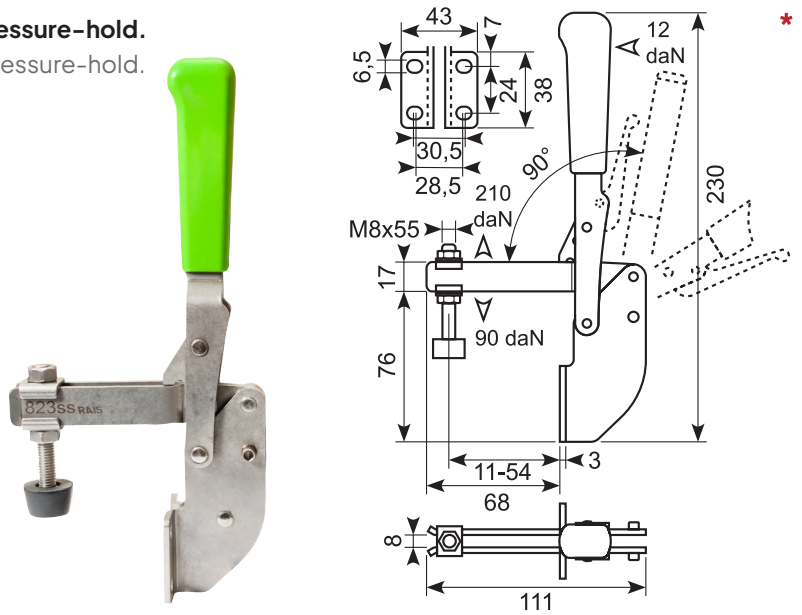
Stainless steel vertical toggle clamp. Force-pressure-hold.



58.823SS

**Rustfri spænder, vertikal sidemontage. Force-pressure-hold.**

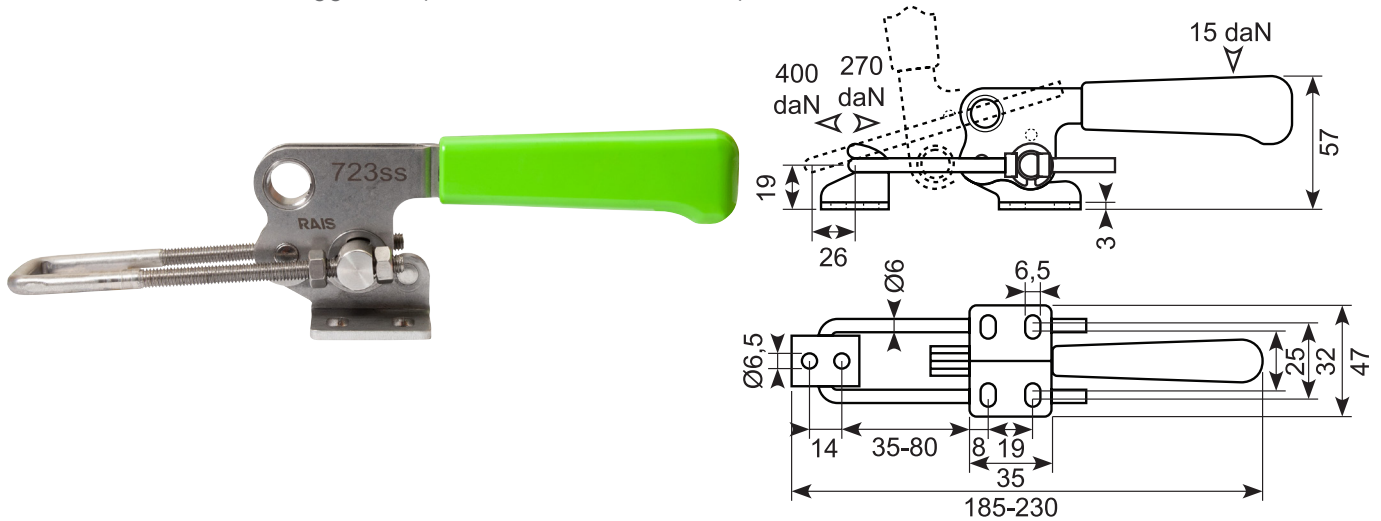
Stainless steel side vertical toggle clamp. Force-pressure-hold.



58.723SS

**Rustfri horisontalspænder med 6 mm bøjle. Force-pressure-hold.**

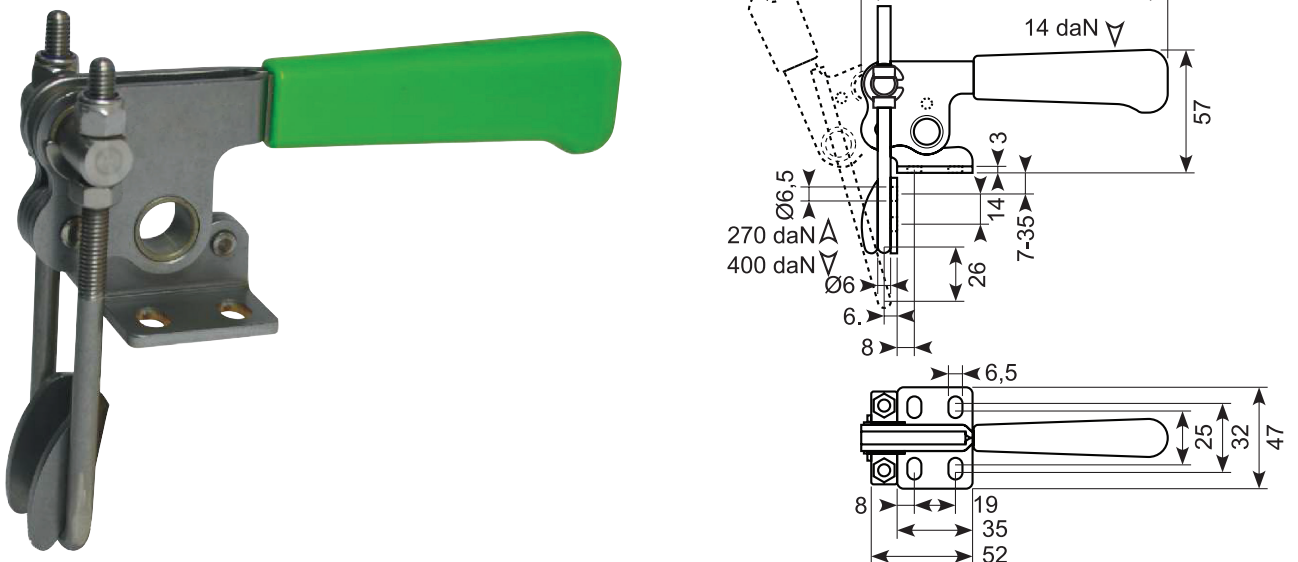
Stainless steel horizontal toggle clamp with 6 mm catcher. Force-pressure-hold.



58.733SS

**Rustfri vertikalspænder med 6 mm bøjle. Force-pressure-hold.**

Stainless steel vertical toggle clamp with 6 mm catcher. Force-pressure-hold.

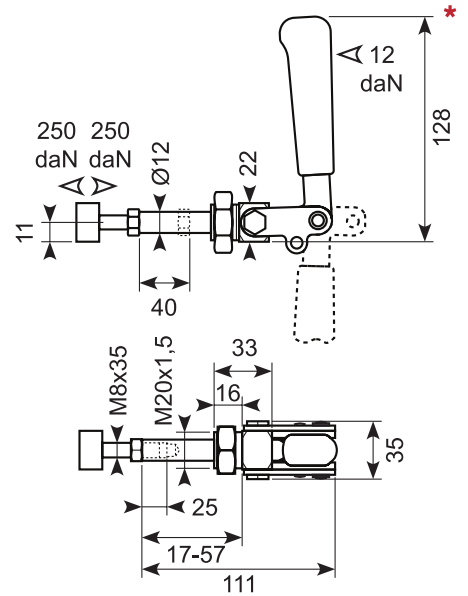
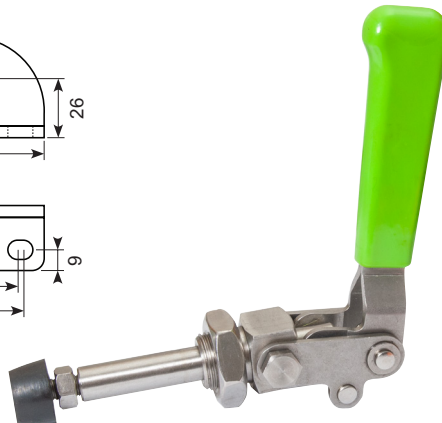
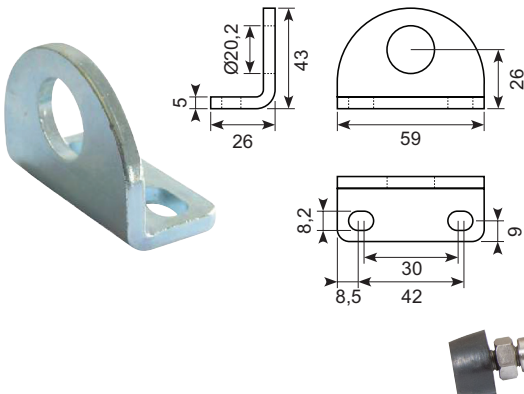


**Rustfri push-pull spænder. Force-pressure-hold.**

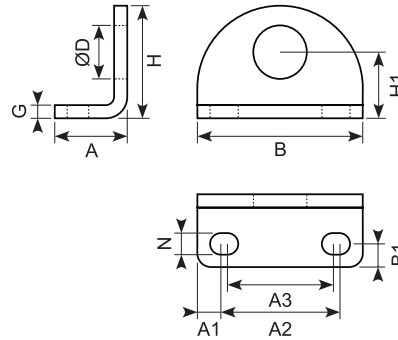
Stainless steel push-pull toggle clamp. Force-pressure-hold.

**Rustfri base til push-pull**

Stainless base for push-pull

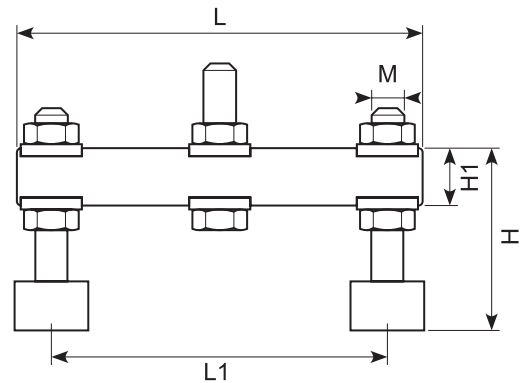



**Base til push-pull Base for push-pull**



Varenr. Item no.	Vægt Weight	A	A1	A2	A3	B	B1	ØD	G	H	H1	N
58.132NG *	0,06 kg	22	7	36	32	50	7	16,2	4	34	10	6,5
58.134NG	0,1kg	26	8,5	42	30	59	9	20,2	5	43	26	8,2
58.134NGSS *		26	8,5	42	30	59	9	20,2	5	43	26	8,2
58.136NG	0,18	34	10,5	48	30	69	12	24,2	6	51	30	11

**Dobbeltarm Bi-thrust beam**

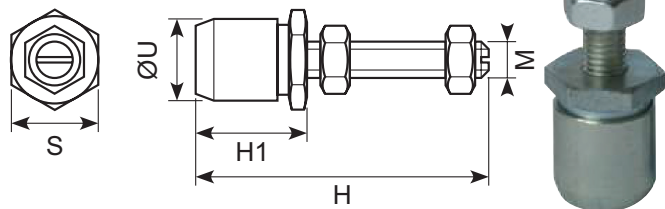


Varenr. Item no.	Vægt Weight	H	H1	L	L1	M	Mark for
58.502 *	0,14	30-44	14	96	32-80	M6x40	8..2.., 9..2.., 012, 022, 052, 112, 152
58.503 *	0,24	39-53	17	120	36-102	M8x50	8...3.., 9...3..
58.504 *	0,35	40-71	20	150	48-132	M8x65	8...4.., 9...4..
58.506 *	0,73	51-81	25	200	50-160	M10x90	8..6.., 9...6..

### Trykfod Set screw

#### Trykfod/spændebolt med fjeder.

Spindle with plate springs.

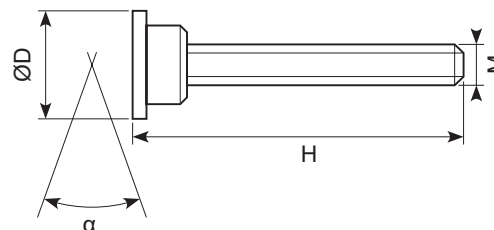


Varenr. Item no.	H	H1	M	S	ØU
58.512 *	54-56	16-18	M6	17	16
58.514 *	68-71	22-25	M8	19	19
58.516 *	94-98	27-31	M10	24	24

### Trykfod Set screw

#### Trykfod/spændebolt med vippefod.

Self-aligning spindle.

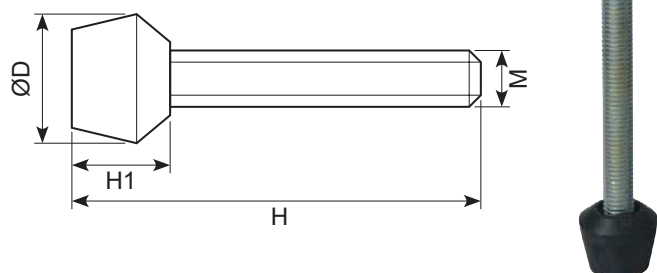


Varenr. Item no.	ØD	H	M	α	Mark for
58.612	19	68	M6	15°	213, 253
58.614	24	80	M8	15°	215, 255, 422, 442
58.616 *	30	101	M10	15°	217, 257, 424, 444

### Trykfod Set screw

#### Trykfod/spændebolt med vulkaniseret gummifod.

Spindle with vulcanized rubber cap.

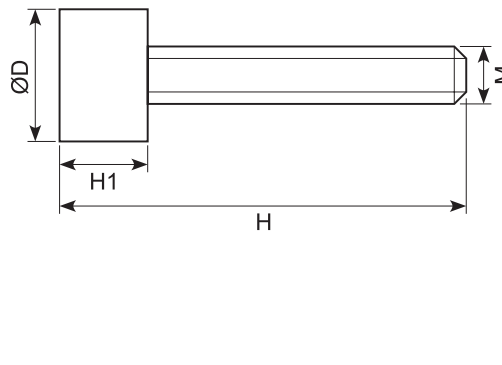


Varenr. Item no.	ØD	H	H1	M
58.621	13	38	10	M5x30
58.622 *	16	45	13	M6x35
58.623 *	21	63	16	M8x50
58.624 *	21	78	16	M8x65
58.626 *	26	116	20	M10x100

### Trykfod Set screw

#### Trykfod/spændebolt med lys gummifod.

Spindle with a light rubber cap.

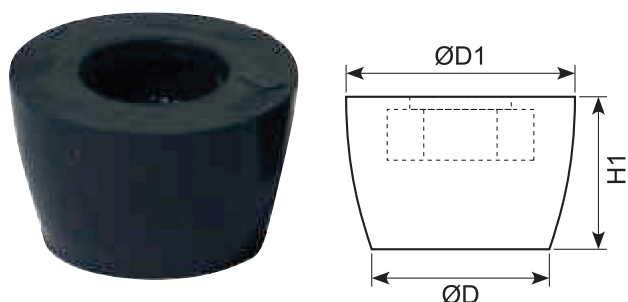


Varenr. Item no.	ØD	H	H1	M
58.632	15	46	13	M6x35
58.634	20	83	17	M8x70
58.636 *	25	93	18	M10x90

### Fod Foot

#### Løs gummifod.

Rubber cap.

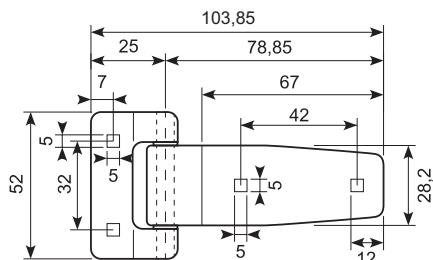


Varenr. Item no.	ØD	ØD1	H1	M
58.641 *	12	16	10	M5
58.642	14	18	11	M6
58.644	18	22	13	M8
58.646 *	20	26	16	M10

20.216J

**Poleret rustfrit 304 sidedørshængsel, 180°.**  
**Godstykkelser: 2,5 mm.**

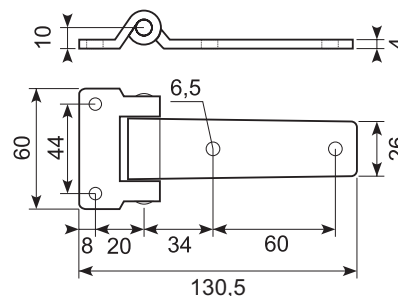

Polished stainless 304 hinge. Thickness: 2,5 mm.



50.DL1110

**Rustfrit 304 bladhængsel. Special flad udførelse**

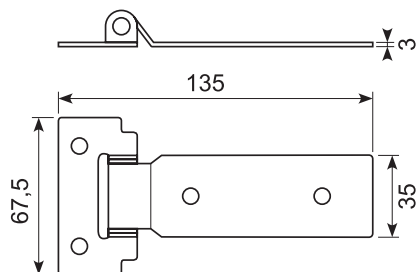
Stainless 304 flap hinge. Special flat design.



20.219

**Flad rustfrit 304 hængsel.**

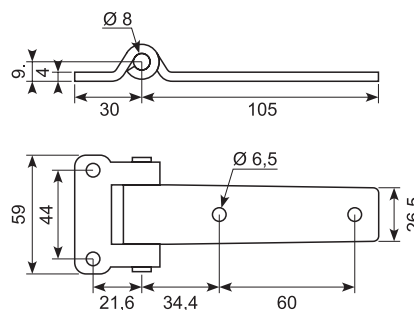
Flat stainless 304 hinge.



20.215J

**Rustfrit 304 hængsel. Alternativ evt.: 50.DL1110.**

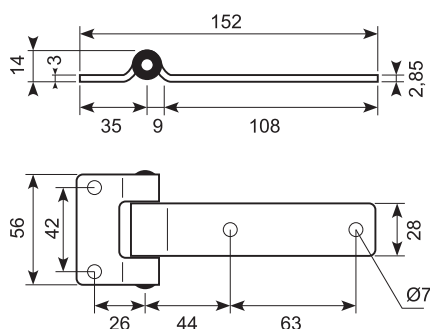
Stainless 304 hinge. Alternative: 50.DL1110.



20.210J

**Poleret rustfrit 304 bladhængsel.**

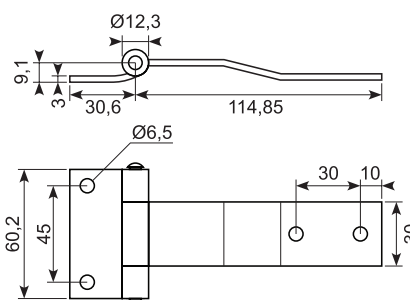
Polished stainless 304 flap hinge.



20.40245

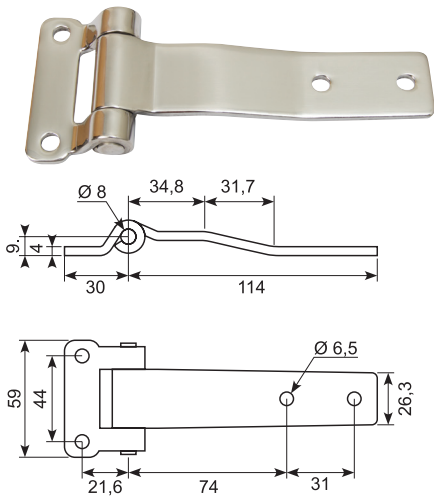
**Rustfrit 304 bladhængsel.**

Stainless 304 flap hinge.



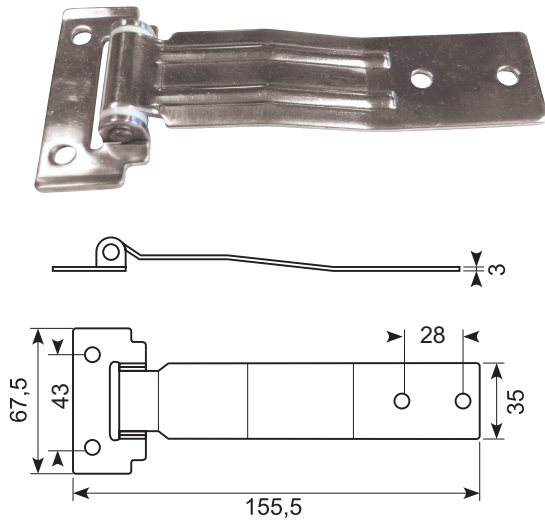
20.217

**Krøbt rustfrit hængsel. Alternativ evt.: 20.40245.**  
Stainless cranked hinge. Optionally use: 20.40245.



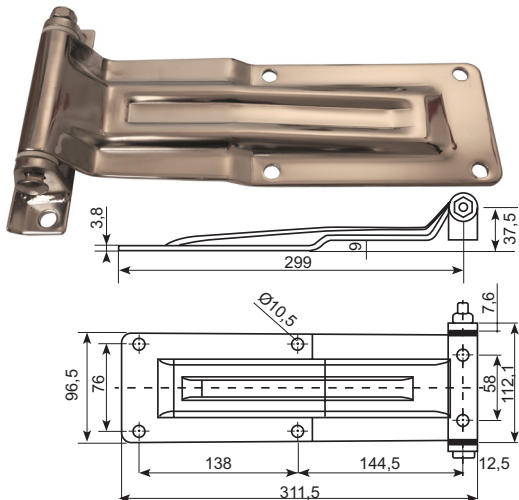
20.220

**Rustfrit 304 forkrøbbet hængsel.**  
Stainless 304 cranked hinge.



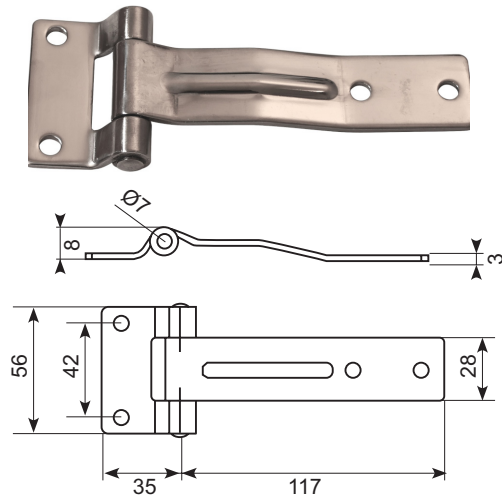
50.CH27OR09-B

**Rustfri 304 hængsel 311.5mm. Bredde/længde 96.5/144.5+138**  
Stainless 304 hinge 311.5mm. Wide/center length 96.5/144.5+138



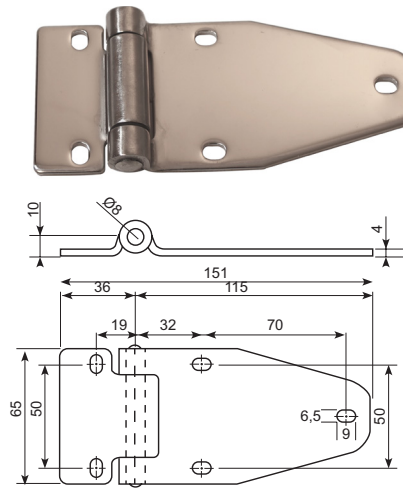
50.CH180S19-SS

**Rustfri bladhængsel 152mm. Forkrøbbet 56/28x35+117**  
Stainless hinge 152mm. cranked 56/28x35+117



50.CH180S24-SS

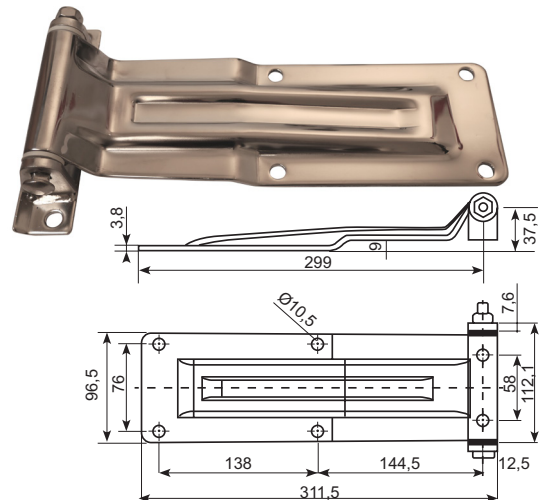
**Rustfri 304 sidedørshængsel 151mm. 65x36+115mm, 4mm ovale huller.**  
Side door hinge, stainless 304 151mm. 65x36+115mm, 4mm oval holes



50.CH27OR09-SS

**Rustfri 304 hængsel 311.5mm. Bredde/længde 96.5/144.5+138**

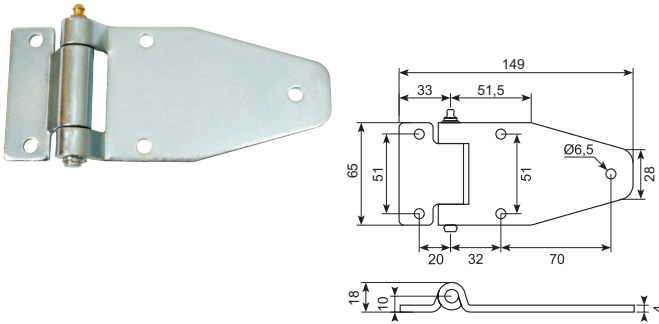
Stainless 304 hinge 311.5mm. Wide/center length 96.5/144.5+138



## 50.013030R

**Galvaniseret sidedørhængsel med smørenippel, højre model. Bredde: 65 mm. Total længde: 149 mm.**

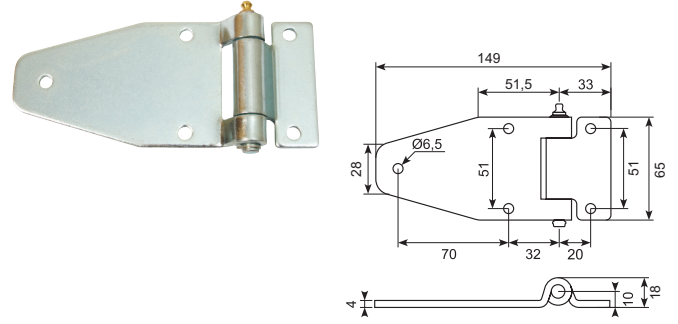
Zinc plated side door hinge with grease nipple, RH. Width 65 mm. Total length: 149 mm.



## 50.013030L

**Galvaniseret sidedørhængsel med smørenippel, venstre model. Bredde: 65 mm. Total længde: 149 mm.**

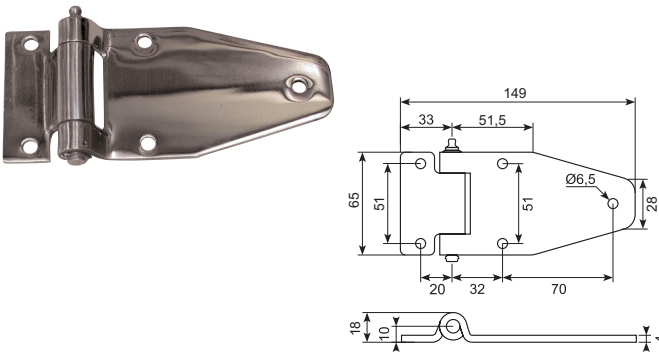
Zinc plated side door hinge with grease nipple, LH. Width: 65 mm. Total length: 149 mm.



## 50.013030S-R

**Rustfrit 304 sidedørhængsel med smørenippel, højre model.**

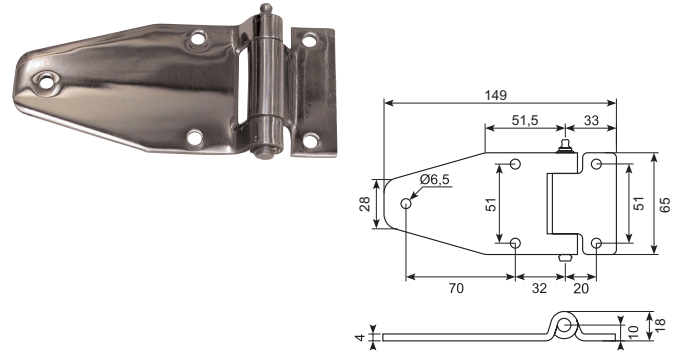
Stainless 304 side door hinge with grease nipple, RH.



## 50.013030S-L

**Rustfrit 304 sidedørhængsel med smørenippel, venstre model.**

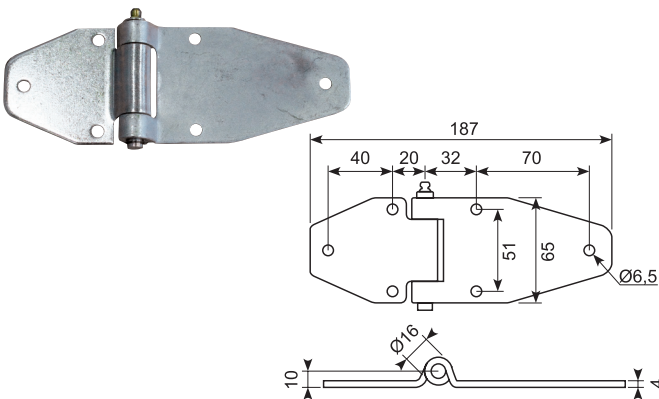
Stainless 304 side door hinge with grease nipple, LH.



## 50.013020R

**Galvaniseret sidedørhængsel med smørenippel.**

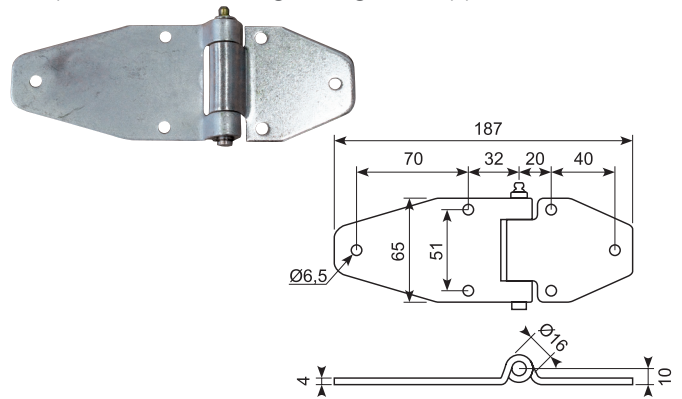
Zinc plated side door hinge with grease nipple.



## 50.013020L

**Galvaniseret sidedørhængsel med smørenippel.**

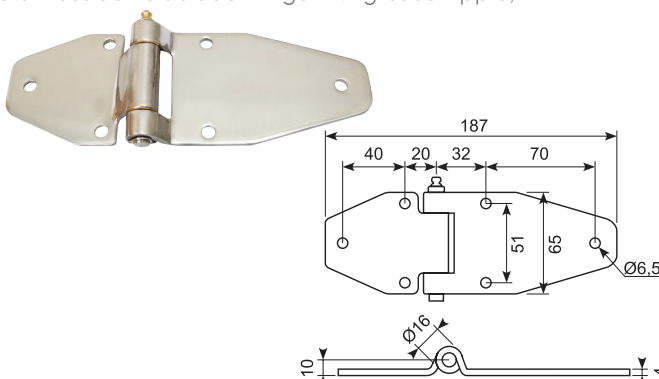
Zinc plated side door hinge with grease nipple.



## 50.013020S-R

**Rustfrit 304 sidedørhængsel med smørenippel, højre model.**

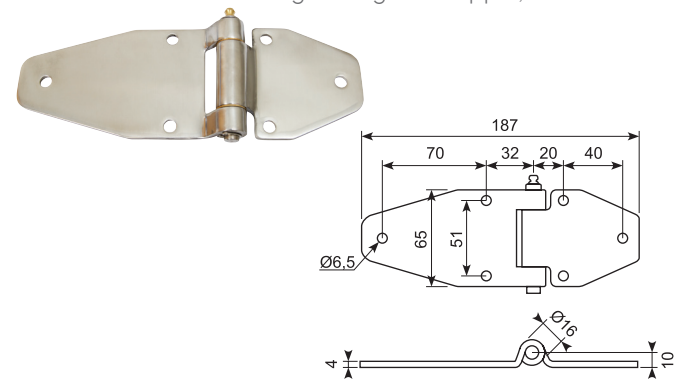
Stainless 304 side door hinge with grease nipple, RH.



## 50.013020S-L

**Rustfrit 304 sidedørhængsel med smørenippel, venstre model.**

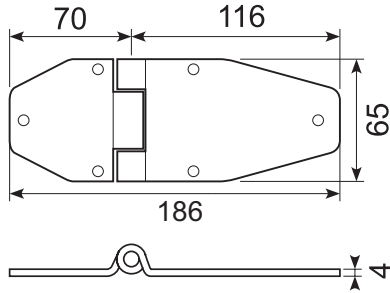
Stainless 304 side door hinge with grease nipple, LH.



20.206

**Bladhængsel med smørenippel. Poleret rustfrit stål. EU-topkvalitet.**

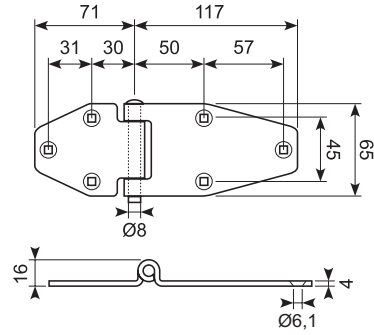

Flap hinge with grease nipple. Polished stainless steel. EU top quality.



50.DL1570-2X

**Rustfrit 304 hængsel med aftagelig stift.**

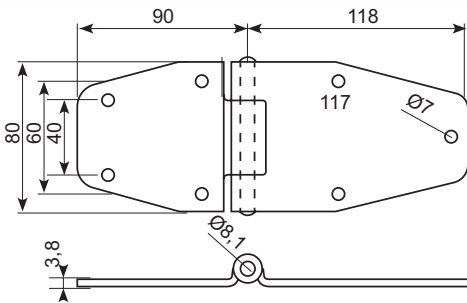
Stainless 304 steel hinge with removable pin.



50.CH180S17-SS

**Rustfri 304 sidedørshængsel 208mm 80x90+118mm 3.8mm**

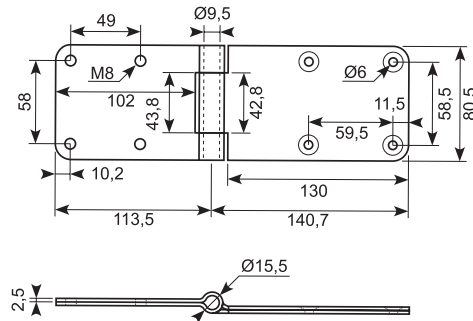

Side door hinge, stainless 304, 208mm 80x90+118mm 3.8mm



20.199V

**Varmgalvaniseret hængsel med gevind. Specialbuk. Tykkelse: 5 mm. Med oilehul.**

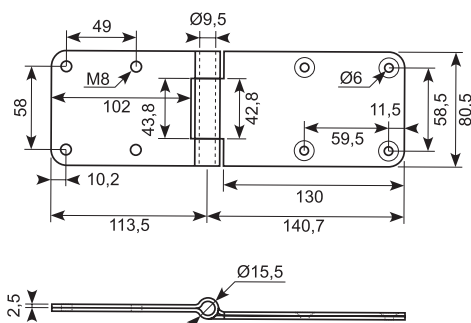

Hot-dip galvanized hinge with thread. Special bent. Thickness: 5 mm. With hole for oil.



20.199SS

**Rustfrit 304 hængsel med M8 gevind i den korte del. Specialbukket. Tykkelse: 5 mm. Med oilehul.**

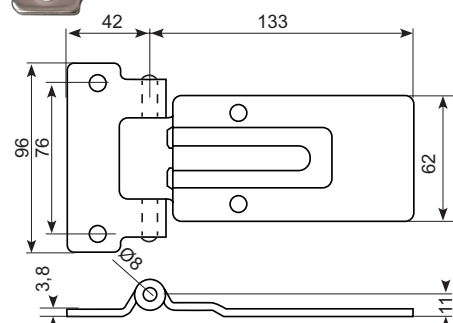

Stainless 304 hinge with M8 thread in short part. Special bent. Thickness: 5 mm. With hole for oil.



50.CH180S13-SS

**Rustfri 304 sidedørshængsel 175mm Forkrøbbet 96/62x42+133**

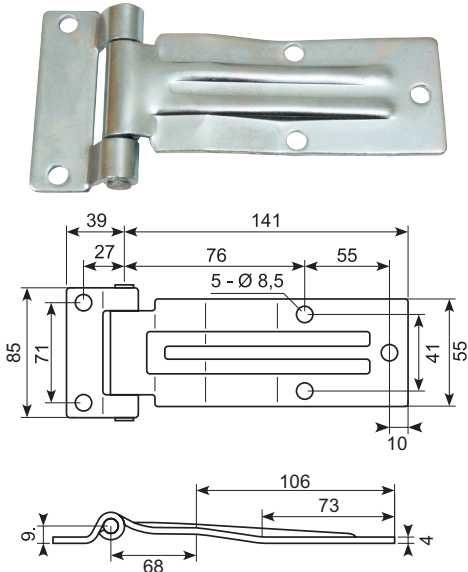
Side door hinge, stainless 304 cranked. 96/62x42+133 mm, total 175 mm



50.113010

**Galvaniseret sidedørshængsel.**

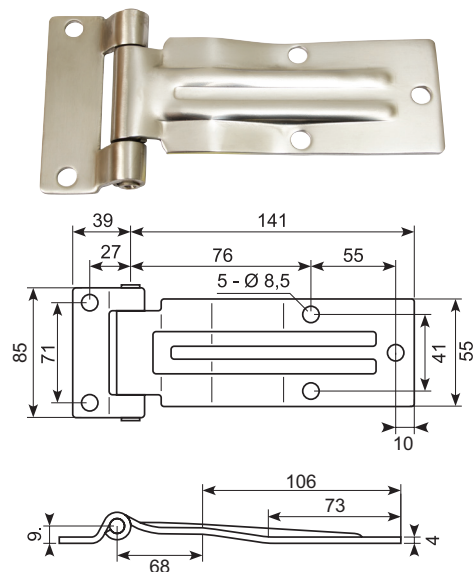
Zinc plated side door hinge.



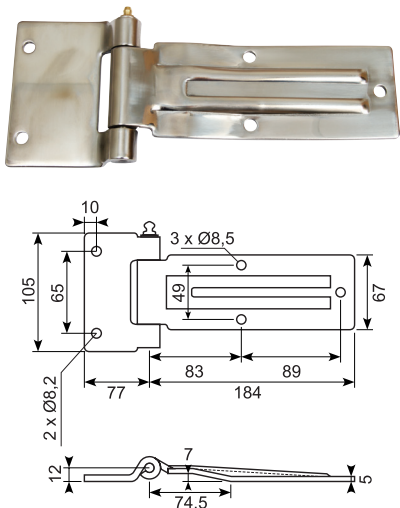
50.113010S

**Rustfrit 304 sidedørshængsel.**

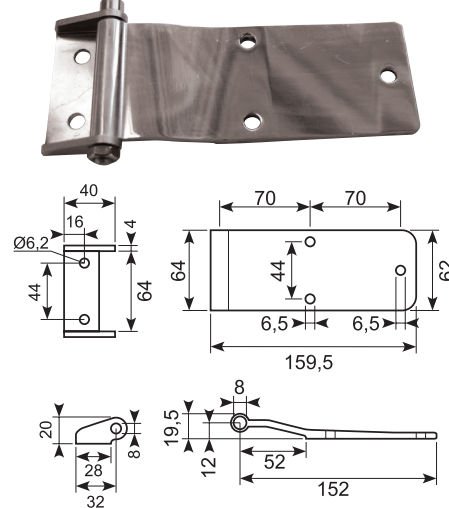
Stainless 304 side door hinge.



50.DL1510X

**Rustfrit 304 hængsel med smørenippel.  
Uden smørenippel: 50.DL1510XA**Stainless 304 hinge with grease nipple.  
Without grease nipple: 50.DL1510XA

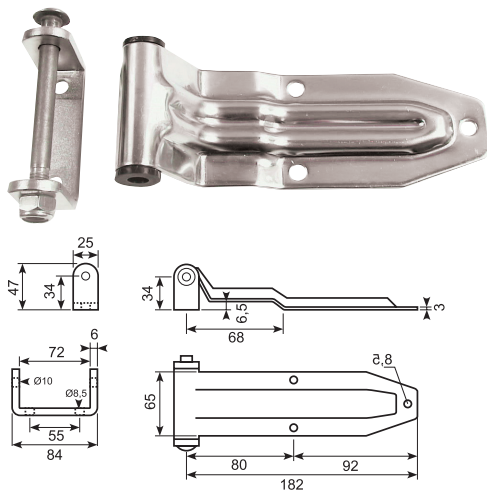
50.11500

**Rustfrit hængsel. Blad: poleret aluminium.  
Totallængde: 184 mm.**Stainless hinge. Polished aluminium blade.  
Total length: 184 mm.

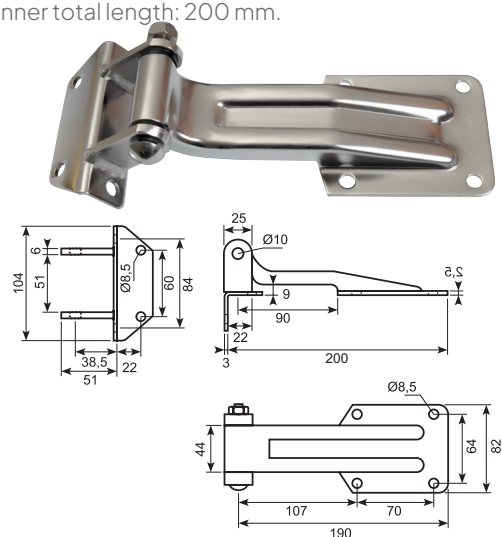
50.DL1060

**Rustfrit 304 bladhængsel. Totallængde: 194,5 mm.**

Stainless 304 flap hinge. Total length: 194,5 mm.



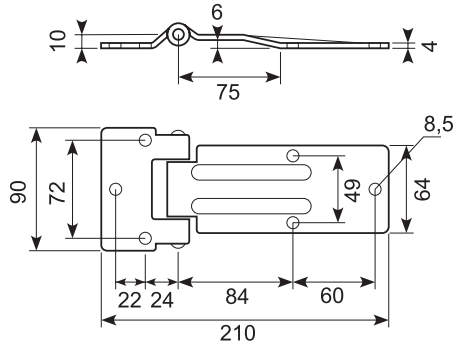

50.DL1070

**Rustfrit 304 bladhængsel. Totallængde: 203 mm.  
Indv. totallængde: 200 mm.**Stainless 304 flap hinge. Total length: 203 mm.  
Inner total length: 200 mm.

50.DL1090

**Rustfrit 304 bladhængsel.**

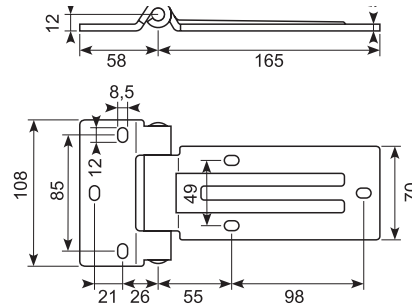

Stainless 304 flap hinge.



50.DL1520

**Rustfrit 304 bladhængsel. Totallængde: 223 mm.**

Stainless 304 flap hinge. Total length: 223 mm.

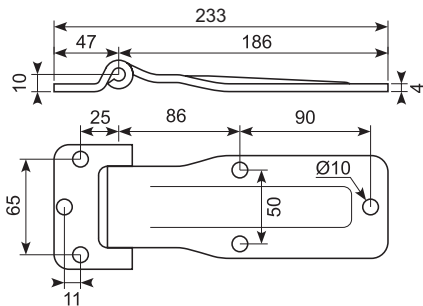



50.013070

**Galvaniseret sidedørhængsel.****Lige - 180°. Totallængde: 233 mm.**

Galvanized side door hinge.

Straight - 180°. Total length: 233 mm.

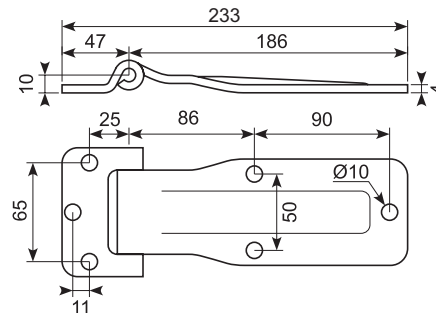


50.013070S

**Rustfrit 304 sidedørhængsel.****Lige - 180°. Totallængde: 233 mm.**

Stainless 304 side door hinge.

Straight - 180°. Total length: 233 mm.

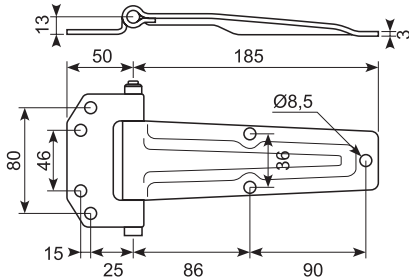



50.013060

**Galvaniseret sidedørhængsel.****Forkrøppet - 180°. Totallængde: 235 mm.**

Galvanized side door hinge.

Cranked - 180°. Total length: 235 mm.

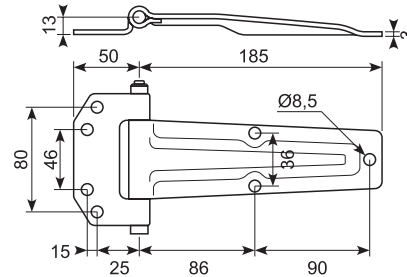



50.013060S

**Rustfrit 304 sidedørhængsel. Forkrøppet - 180°.****Totallængde: 235 mm.**

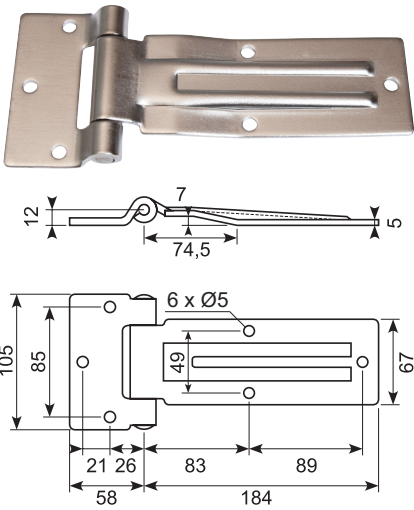
Stainless 304 side door hinge.

Cranked - 180°. Total length: 235 mm.



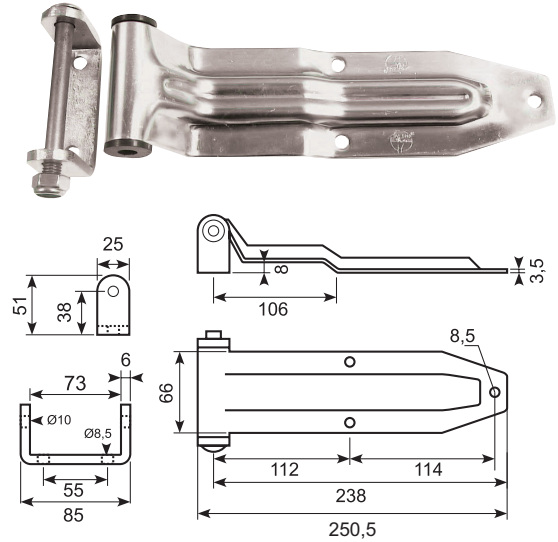
50.DL1510

Rustfrit 304 bladhængsel. Totallængde: 242 mm.  
Stainless 304 flap hinge. Total length: 242 mm.



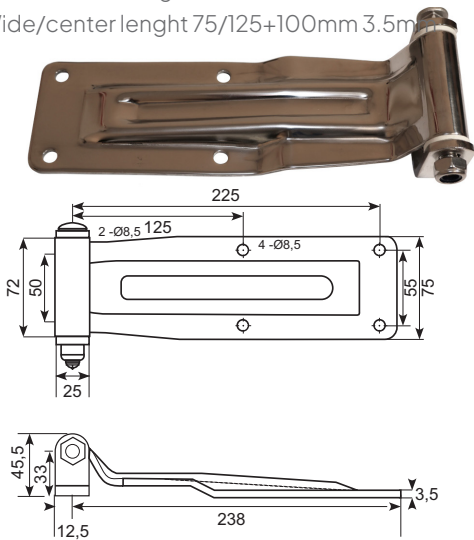
50.DL1040

Rustfrit 304 bladhængsel. Totallængde: 250,5 mm.  
Stainless 304 flap hinge. Total length: 250,5 mm.



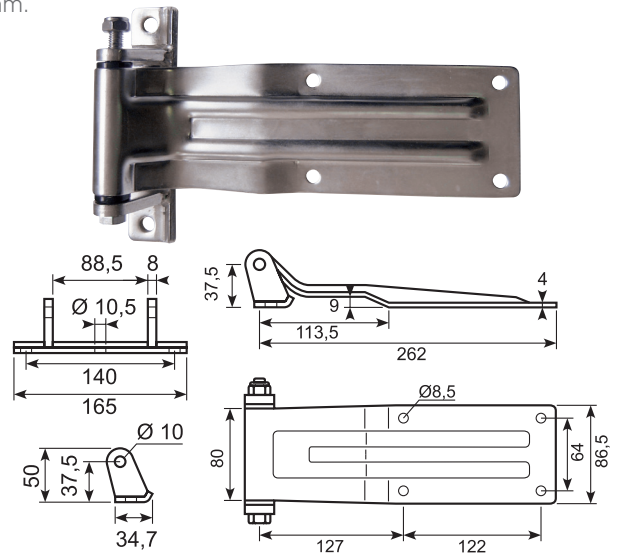
50.CH270R12-SS

Rustfri 304 hængsel 250.5mm.  
Bredde/centerlængde 75x125+100  
Stainless 304 hinge 250.5mm  
Wide/center length 75/125+100mm 3.5mm



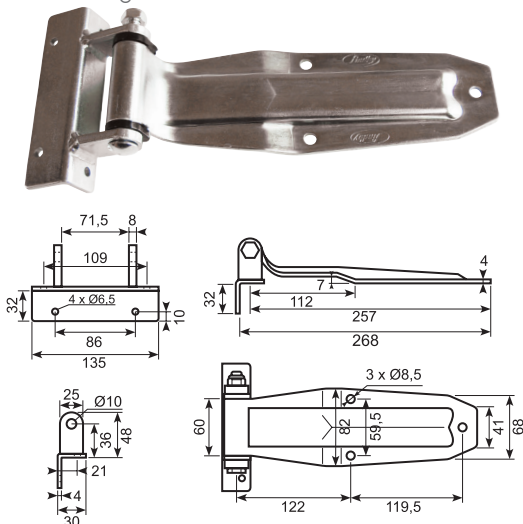
50.DL1090-3

Rustfrit 304 hængsel. Montagelængde fra bagkant: 262 mm.  
Stainless 304 flap hinge. Mounting length from rear edge: 262 mm.



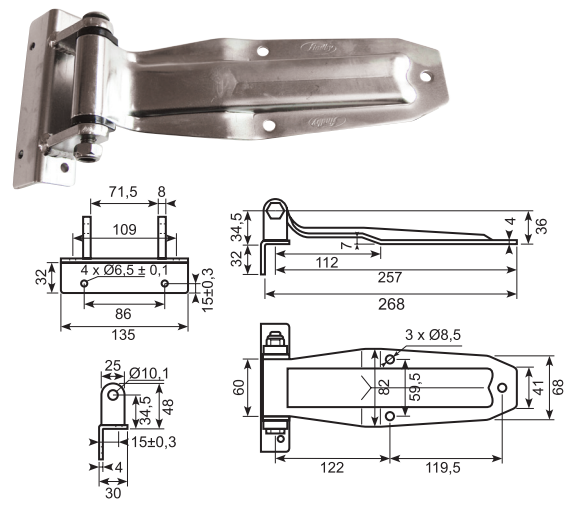
50.DL1110-2SS

Rustfrit 304 bladhængsel. Totallængde: 272 mm.  
Indv. totallængde: 200 mm  
Stainless 304 flap hinge. Total length: 272 mm.  
Total inner length: 200 mm.



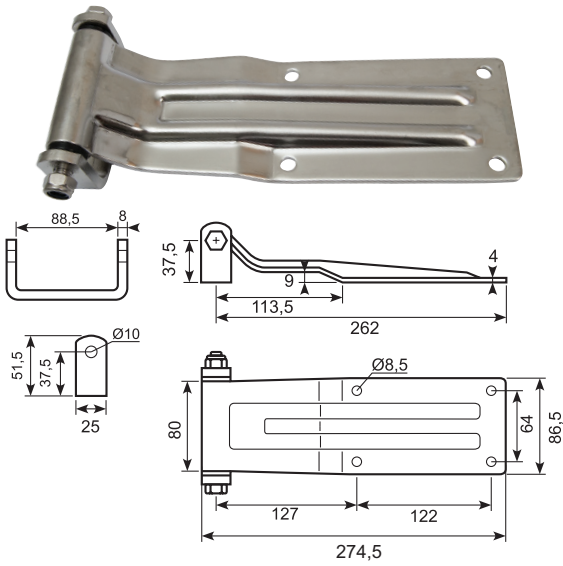
50.DL1110-2CSHU01

Galvaniseret bladhængsel. Totallængde: 272 mm.  
Indv. totallængde: 200 mm.  
Zinc plated flap hinge. Total length: 272 mm.  
Total inner length: 200 mm.



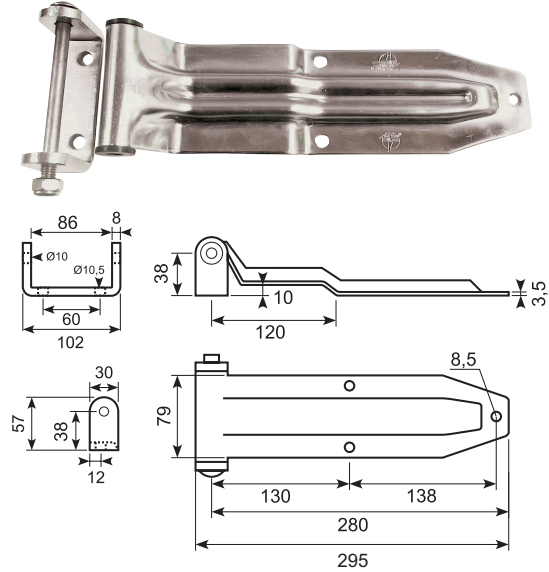
50.DL1090-2

Rustfrit 304 hængsel. Totallængde: 274,5 mm.  
Stainless 304 flap hinge. Total length: 274,5 mm.



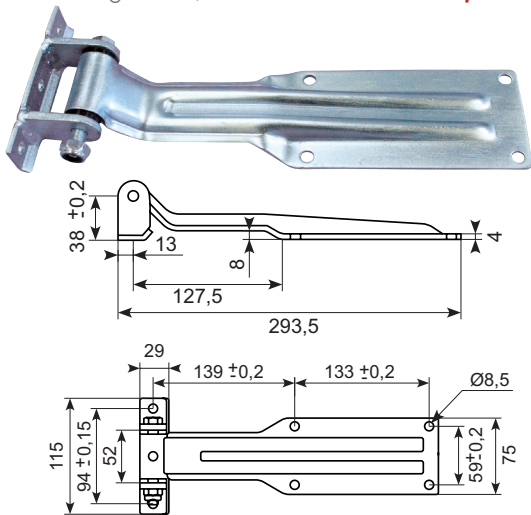
50.DL1010

Rustfrit 304 bladhængsel. Totallængde: 295 mm.  
Stainless 304 flap hinge. Total length: 295 mm.



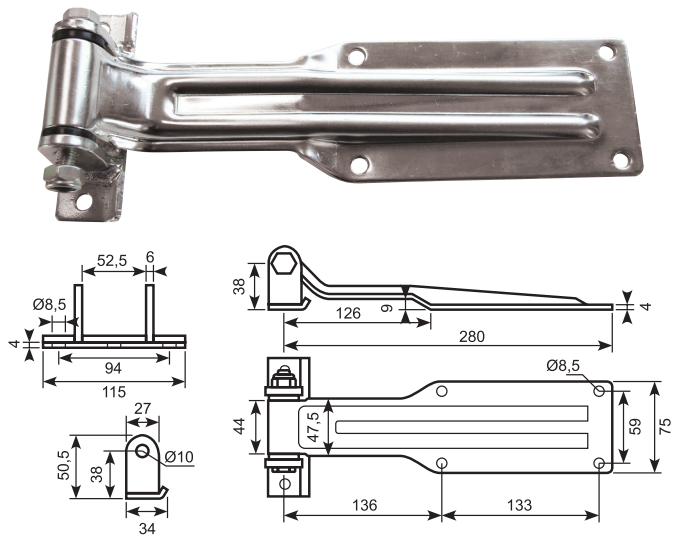
50.536

Galvaniseret hængsel. Komplet med bolt og møtrik.  
Totallængde: 293,5 mm. **Min. ordre: 1.000 stk.**  
Zinc plated hinge. Complete with bolt and nut.  
Total length: 293,5 mm. **Min. order: 1.000 pcs.**



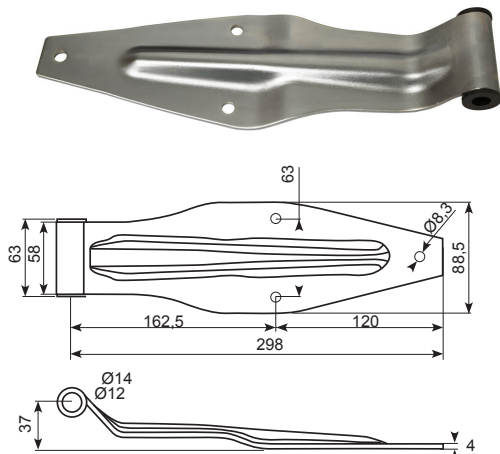
50.DL1100-2X

Rustfrit 304 hængsel. Totallængde: 293,5 mm.  
Stainless 304 flap hinge. Total length: 293,5 mm.



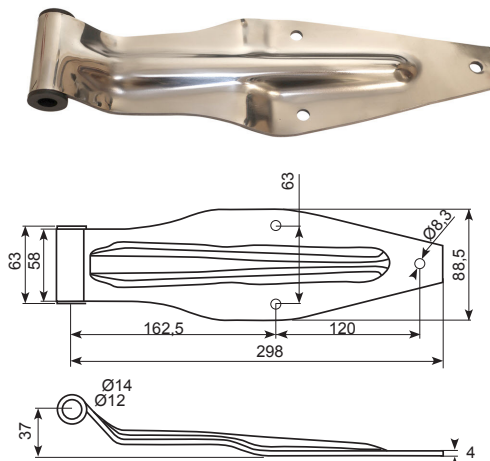
50.011081X

Hængselsblad. galvaniseret+sealer  
63 x 298 mm. H=37 mm. 12 micron  
Hinge leaf, zinc plated+sealer  
63x298 mm, h = 37 mm. 12 micron



50.011081XSS

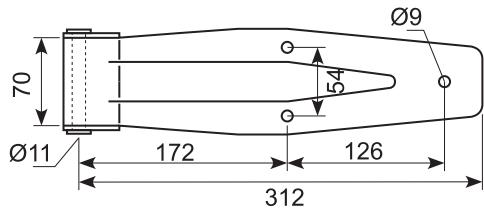
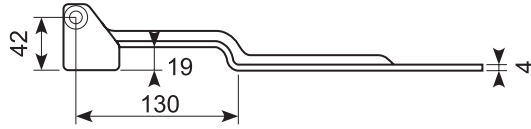
Hængselsblad Rustfri 304.  
63 x 298 mm. H=37 mm. Poleret  
Hinge leaf, stainless 304  
63x298 mm, h = 37 mm. Polished



## 50.DL1030

**Rustfrit 304 bladhængsel.**

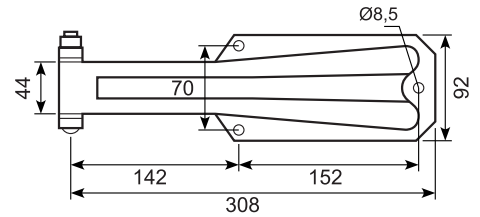
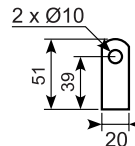
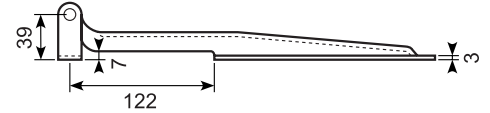
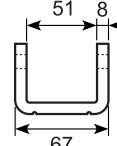

Stainless 304 flap hinge.



## 50.DL1020

**Galvaniseret bladhængsel. Totallængde: 318 mm.**


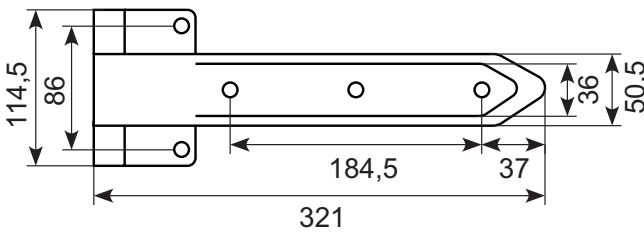
Zinc plated flap hinge. Total length: 318 mm.



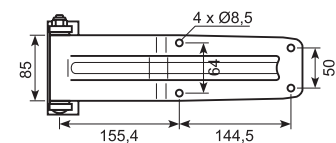
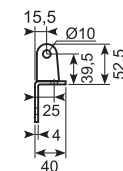
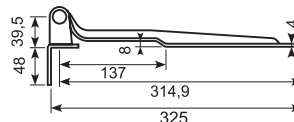
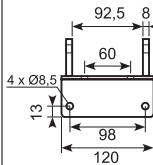
## 50.13119S

**Rustfrit 304 hængsel.**

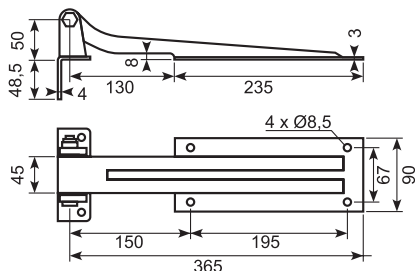
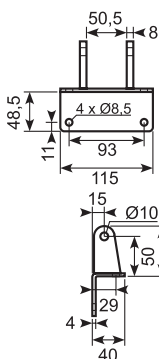

Stainless 304 hinge.



## 50.DL1020-2

**Rustfrit 304 bladhængsel. Totallængde: 329 mm.****Indv. totallængde: 325 mm.**Stainless 304 flap hinge. Total length: 329 mm.  
Total inner length: 325 mm.

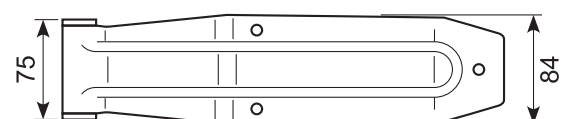
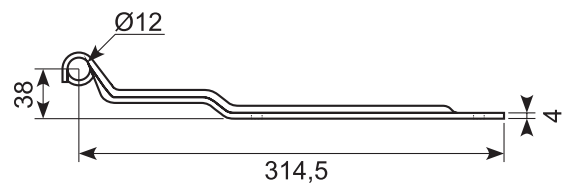
## 50.DL1050-2

**Rustfrit 304 hængsel. Totallængde: 380 mm.****Indv. Totallængde: 376 mm.**Stainless 304 flap hinge. Total length: 380 mm.  
Total inner length: 376 mm.

## 50.538

**Rustfrit 304 hængselblad.**

Stainless 304 hinge.



**50.12234J**

**Galvaniseret hængsel, flad.** •  
**Ca. 12 micron.** \*  
**Min. ordre: 5.000 stk.**

Zinc plated hinge, flat. About 12 micron.  
**Min. order: 5.000 pcs.**

**50.01314J**

**Galvaniseret hængseløp.** •  
**Ca. 12 micron zink.** \*  
**Min. ordre: 5.000 stk.**

Zinc plated hinge pin. About 12 micron zinc. **Min. order: 5.000 pcs.**

**50.12233J**

**Galvaniseret hængsel, forkrøbet.** •  
**Restlager.** \*  
Zinc plated hinge, cranked.  
**Remaining stock.**

**50.10836-1X**

**Galvaniseret. Hun-del. 12 micron zink.** •  
**Med transparent lacquer sealer.** \*  
Zinc plated. Female part. 12 micron zinc.  
With transparent lacquer sealer

**50.10836-2X**

**Galvaniseret. Han-del. 12 micron zink. Med transparent lacquer sealing. Excl. split.** •  
Zinc plated. Male part. 12 micron zinc.  
With transparent lacquer sealer.  
Excl. split.

**50.10836-3X**

**Galv. hårnålesplit 2mm** •  
**Længde 35mm Bredde 11mm** \*  
**12 micron Zink**

Zinc plated Hairpin 2mm. Length 35mm  
Wide 11mm. 12 micron Zink

**50.14317-1**

**Galvaniseret trailerhængsel. Hun-del. 10-15 micron. 46 g.** •  
Zinc plated trailer hinge. Female part.  
10 - 15 micron. 46g.

**50.14317-2**


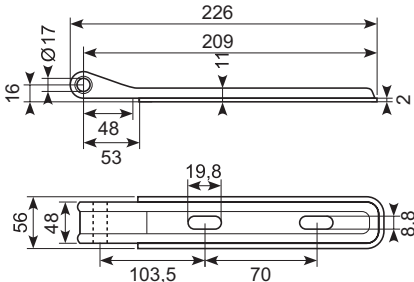
**Galvaniseret trailerhængsel. Han-del. 10-15 micron. 84 g.** •  
Zinc plated trailer hinge. Male part.  
10 - 15 micron. 84 g.

**50.13074-3**

**Galvaniseret hængsel.** •  
Zinc plated hinge.


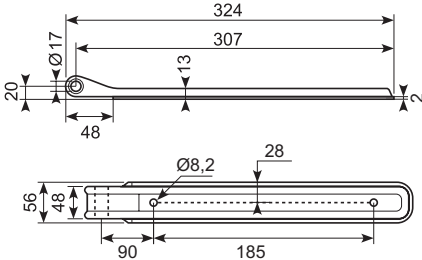
**50.12724-220**

**Trailerhængsel. 12 micron.**  
Trailer hinge. 12 micron.

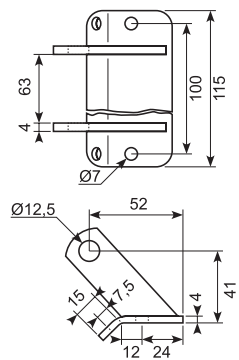
**50.12724-320**

**Trailerhængsel. 12 micron.**  
Trailer hinge. 12 micron.


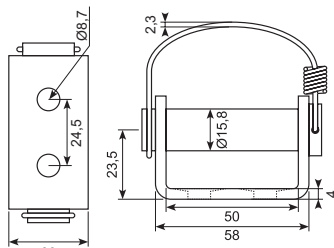
**50.9312X**

**Sandblæst hængselryg, 38 mm. Uden bolt og møtrik. Til hængsel 50.011081**  
Sandblasted hinge back, 38 mm. Without bolt and nut. For hinge 50.011081.


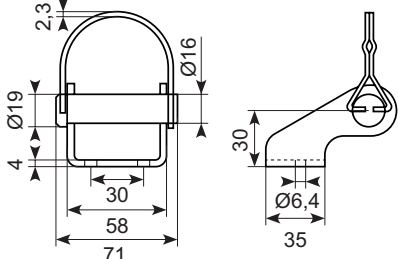
**50.12724S**

**Kort hængselryg med fjederpin. 12 micron. Pladetykkelse: 4 mm. Trådtykkelse: 2,3 mm.**  
Short hinge back with spring pin. 12 micron. Plate thickness: 4 mm. Wire thickness: 2,3 mm.


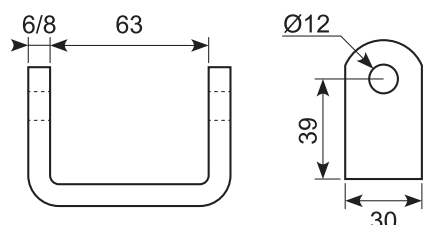
**50.12724L**

**Lang hængselryg med fjederpin. 12 micron. Min. ordre: 500-3.000 stk.**  
Long hinge back with spring pin. 12 micron. Min. order: 500-3.000 pcs.


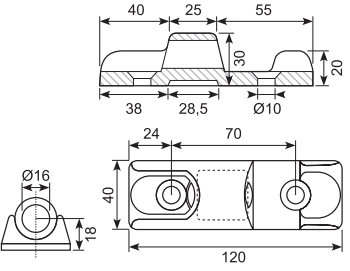
**50.011082-1**

**Galvaniseret hængselryg med bolt og møtrik.**  
Zinc plated hinge bracket with bolt and nut. Straight for welding.


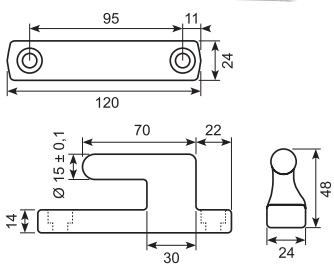
**50.014310-1**

**Galvaniseret hængseløje, hun-del.**  
Zinc plated hinge eye, female part.


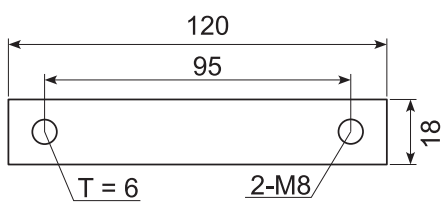
**50.014310-2**

**Galvaniseret hængselstap, han-del.**  
Zinc plated hinge pin, male part.

**50.014310-3**

**Galvaniseret støtteplade.**  
Zinc plated supporting plate.

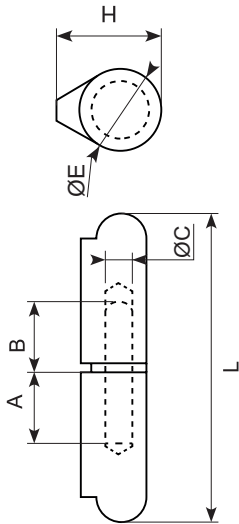





## Svejselhængsel Welding hinge

### Svejselhængsel, stål. Stålstift og messingskive.

Welding hinge, steel. Steel pin and brass washer.



Varenr. Item no.	L	ØC	H	ØE	A	B
50.034	40	5	10	8	15,5	14
50.035	50	5	10	8	20	14
50.036	60	6	12	10	24	17
50.037	70	6	13	11,5	29	17
50.038	80	8	15,5	13	32,5	21
50.040	100	10	19,5	16	42	29,5
50.042	120	10	19,5	16	51	32
50.043	135	12	23	18	58	37
50.045	150	13	25	20	63	40

## Svejselhængsel Welding hinge

### Svejselhængsel, stål. Messingstift, messingskive.

Welding hinge, steel. Brass pin, brass washer.



Varenr. Item no.	Mål stift / totallængde Measure pin / total length mm
50.034M	5x40
50.036M	6x60
50.038M	8x80
50.040M	10x100
50.042M	10x120

## Svejselhængsel Welding hinge

### Svejselhængsel, stål. Messingstift, messingskive samt smørenippel.

Welding hinge, steel. Brass pin, brass washer and grease nipple.



Varenr. Item no.	Mål stift / totallængde uden smørenippel Measure pin / total length without greaser mm
50.038N	8x80
50.040N	10x100
50.042N	10x120
50.043N	12x135
50.045N	13x150

## Svejselhængsel Welding hinge

### Svejselhængsel, aluminium. Rustfri stift, messingskive.

Welding hinge, aluminium. Stainless pin, brass washer.



Varenr. Item no.	Mål stift / totallængde Measure pin / total length mm
50.038A	8x80
50.040A	10x100
50.042A	10x120
50.043A	13x150

## Svejselhængsel Welding hinge

### Svejselhængsel, rustfri 304. Rustfri stift, rustfri skive.

Welding hinge, stainless 304. Stainless pin, stainless washer.



Varenr. Item no.	Mål stift / totallængde Measure pin / total length mm
50.036S	6x60
50.038S	8x80
50.040S	10x100
50.042S	10x120
50.045S	13x150

## Svejselhængsel Welding hinge

### Rustfri og syrefast svejselhængsel (316)

Stainless and acid proof welding hinge (316)

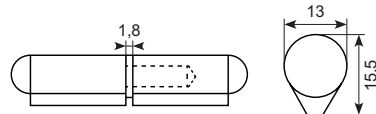


Varenr. Item no.	Mål stift / totallængde Measure pin / total length mm
50.036SS316	6x60
50.038SS316	8x80
50.040SS316	10x100
50.042SS316	11x120
50.045SS316	13x150
50.046SS316*	13x180
50.047SS316*	16x200

## Svejselhængsel Welding hinge

### Europæisk svejselhængsel. Med messingring og ståldorn.

European welding hinge. With brass ring and steel pin.



Varenr. Item no.	Mål stift / totallængde Measure pin / total length mm
20.038	8x80
20.046*	14x180

## 20.042N

### Europæisk svejselhængsel med smørenippel og messingdorn. Bemærk: Stift 11 mm Totallængde: 120 mm uden smørenippel

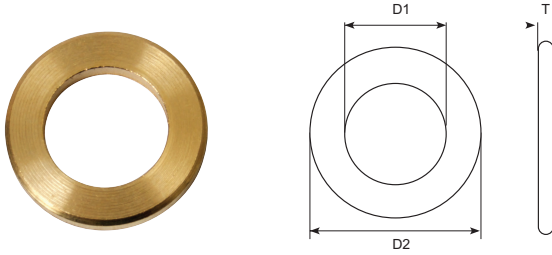
European welding hinge with grease nipple. With brass pin. Note: pin 11 mm Total length: 120 mm without greaser



20.001/08

**Messingring til 8 x 80 mm svejsehængsel.**

Brass ring for 8 x 80 mm welding hinge.



Varenr. Item no.	Indv. Diameter (D1) mm	Udv. Diameter (D2) mm	Tykkelse (T) mm
20.001/08	8	13	2
20.001/11	11	16	2,2

21.460

**Hængseldorn med smørenippel. 8 x 55 mm.**

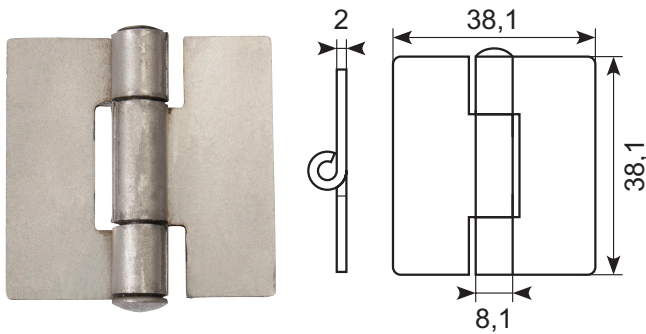
Hinge pin with grease nipple. 8 x 55 mm



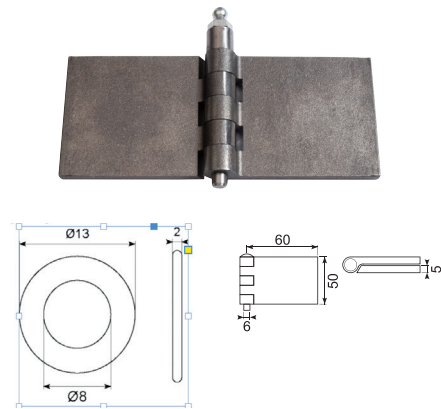
20.195A

**Bladhængsel. Varmvalset stål med nittet stift.**

Flap hinge. Hot-dip galvanized with riveted pin.

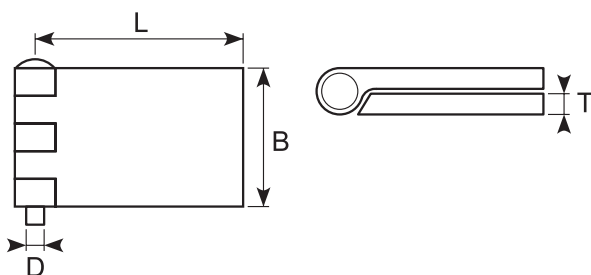



20.156S

**Hængsel med smørenippel. Varmvalset stål.  
Andre størrelser kan skaffes på forespørgsel.**Straight hinge with grease nipple. Hot rolled steel.  
Other sizes available on request.**Bladhængsel Flap hinge****Bladhængsel. Varmvalset stål.****Andre størrelser kan skaffes på forespørgsel.**

Hot rolled steel hinge.

Other sizes available on request.



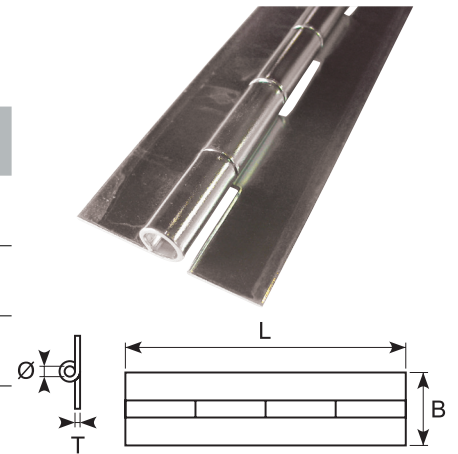
Varenr. Item no.	B mm	L mm	T mm	D mm
20.136	30	60	5	6
20.144	40	40	3	4
20.143	40	30	5	6
20.146	40	60	5	6
20.148	40	80	5	6
20.150	40	100	5	6
20.156	50	60	5	6
20.270	50	80	6	8
20.160	50	100	5	8
20.166	60	60	5	8
20.168	60	80	6	8
20.190	80	100	6	8

## Pianohængsel Piano hinge

### Pianohængsel uden huller.

Piano hinge without holes.

Varenr. Item no.	Kvalitet Quality	L mm	T mm	Ø mm	B mm
20.544	<b>Ubehandlet jern</b> Raw iron	2.000	1,5	4	40
20.544ALU	<b>Aluminium</b> Aluminium	1.500	1,5		39,5
20.644S	<b>Rustfri 304</b> Stainless 304	2.000	1,5	4	40
20.664S	<b>Rustfri 304</b> Stainless 304	2.000	1,5	4	60
20.565	<b>Ubehandlet jern</b> Raw iron	2.000	1,5	6	50
20.665	<b>El-galvaniseret jern</b> Electro zinc plated	2.000	1,5	6	50
20.666	<b>El-galvaniseret jern</b> Electro zinc plated	2.000	1,5	6	60
20.685A	<b>El-galvaniseret jern</b> Electro zinc plated	2.000	1,5	8	50
20.686	<b>El-galvaniseret jern</b> Electro zinc plated	2.000	1,5	8	60
20.687A	<b>El-galvaniseret jern</b> Electro zinc plated	2.000	1,5	8	70
20.688	<b>El-galvaniseret jern</b> Electro zinc plated	2.000	1,5	8	80
20.690	<b>El-galvaniseret jern</b> Electro zinc plated	2.160	1,5	3	30
20.700A	<b>El-galvaniseret jern</b> Electro zinc plated	2.000	1,5	9,5	100

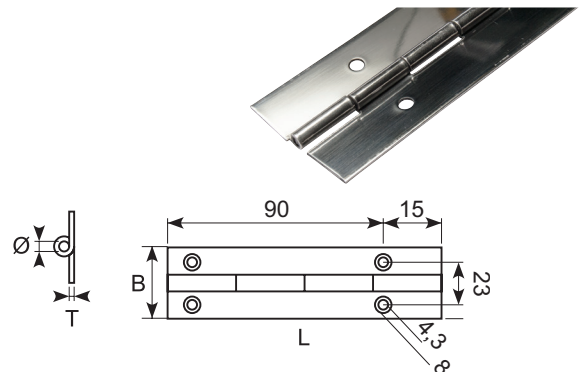


## Pianohængsel Piano hinge

### Pianohængsel med huller. Rustfri 304. Længde: 2 m.

Piano hinge with holes. Stainless 304. Length: 2 m.

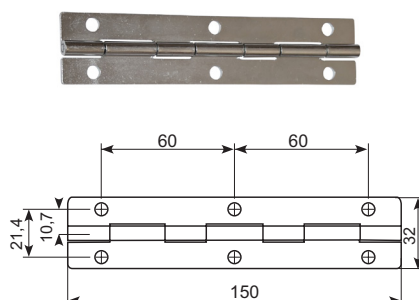
Varenr. Item no.	Afstand til hul Distance to hole	T mm	Ø mm	B mm	C mm	D mm
63.053100	60	0,8	3,3	30	60	16
63.053110	90	1,5	4,3	40	90	23



50.34133

### Galvaniseret hængsel. 150x32x1.5 mm, med 6x Ø6 huller

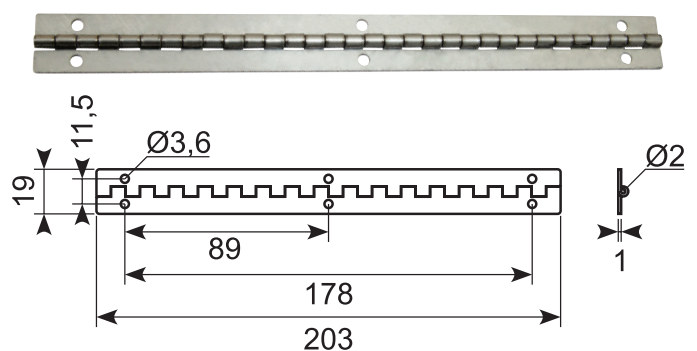
Zinc plated hinge. 150x32x1.5 mm, with 6x Ø6 holes



50.34126

### Aluminium pianohængsel.

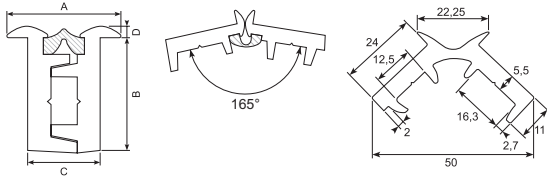
Aluminium piano hinge.



## Centaflex

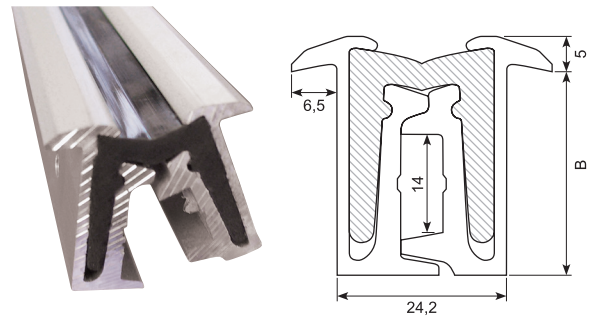
Vandtæt stanghængsel med polyester-kerne og PVC-flanger. Tillader 165° / 180° åbning.  
**Stor styrke og høj elasticitet. Sort finish.**

Water-proof continuous hinge with polyester-core and synthetic flanges. 165° / 180° opening.  
 High strength and excellent flexibility. Black finish.



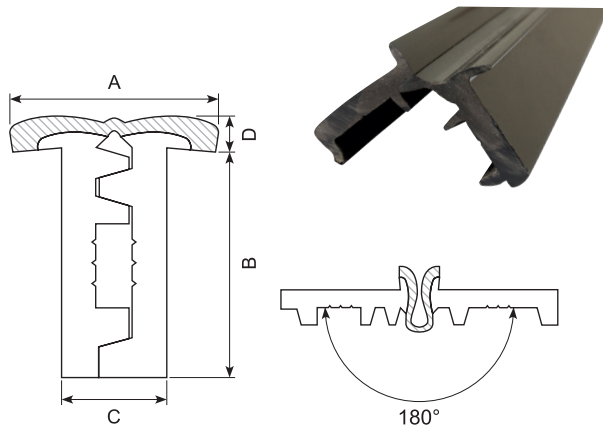
Varenr. Item no.	A mm	B mm	C mm	D mm	L mm
20.6020 *	28	23	16	4	2.000
20.6025	28	23	16	4	2.500
20.6030	28	23	16	4	3.000

## Poliall



Varenr. Item no.	B mm	Længde Length
54.261100 *	24	2.400 mm
54.261120 *	24	2.700 mm
54.261130 *	24	4.000 mm

## Centaflex



Varenr. Item no.	A mm	B mm	C mm	D mm	L mm
20.6120 *	30	34	16	4,5	2.000
20.6125	30	34	16	4,5	2.500
20.6130 *	30	34	16	4,5	3.000

## Poliall

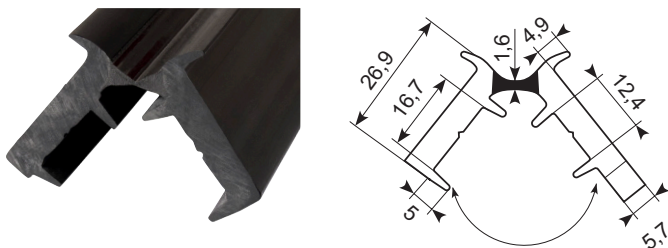
Vandtæt poliall stanghængsel. Med PU kerne og aluminiumsflanger. Tillader 180° åbning.  
**Forboret med 5 mm huller i flange.**

Waterproof poliall continuous hinge. PU core and aluminium flanges. Predrilled with 5 mm holes in flange. Can open 180°.

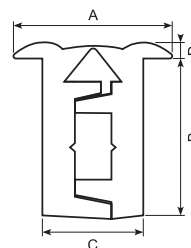


Varenr. Item no.	B mm	L mm
54.261700J-5	29	2.400
54.261720J-5	29	2.700
54.261740J-5	29	3.000
54.261760J-5	29	3.200
54.261780J-5	29	4.000

## Fleksibel hængsel Flexible hinge

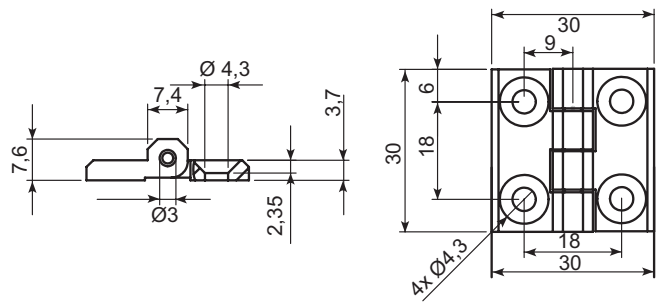



Varenr. Item no.	A mm	B mm	C mm	D mm	L mm
20.6019J *	26,5	25	16,7	2,5	1.678
20.6020J	26,5	25	16,7	2,5	2.000
20.6025J	26,5	25	16,7	2,5	2.500
20.6030J	26,5	25	16,7	2,5	3.000



\* Skaffevare: Min. 500 stk. Speciallængde med huller  
 Special order item: min. 500 pcs. Special length with holes

56.3018-210



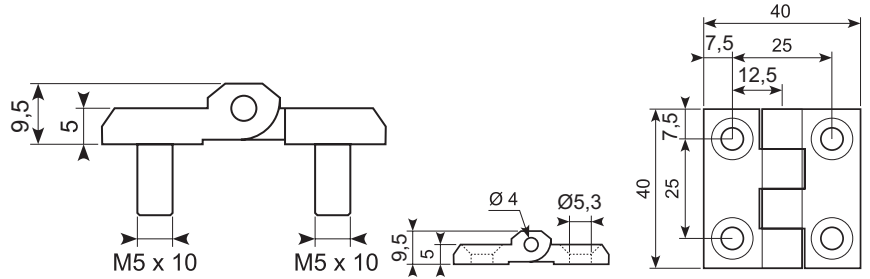

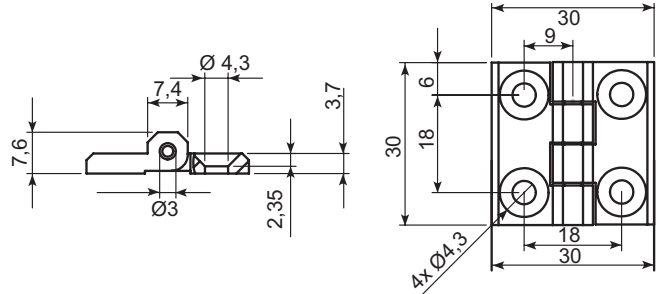

Stiften er af rustfri stål AISI 304.  
3018 - 180° Hinge 30x30

The pin is Stainless Steel AISI 304.  
3018-180° Hinge 30x30

	Zinkstøbt, rå Zinc cast, raw	Zinkstøbt, sort Zinc die, black coated	Zinkstøbt, forkromet Zinc die, Chrome Plated	Stainless steel AISI 316 Zinc die, chrome plated
Med huller With holes	56.3018-200*	56.3018-210	56.3018-220 *	56.3018-500

56.3018-500

Rustfrit hængsel SS316. Rustfri SS304 stift.  
Stainless hinge SS316. Stainless pin SS304.

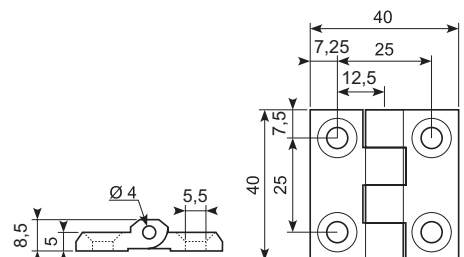


Varenr. slutter med "S": stiften er af rustfri stål AISI 304. Item no. ends with "S": the pin is Stainless Steel AISI 304.

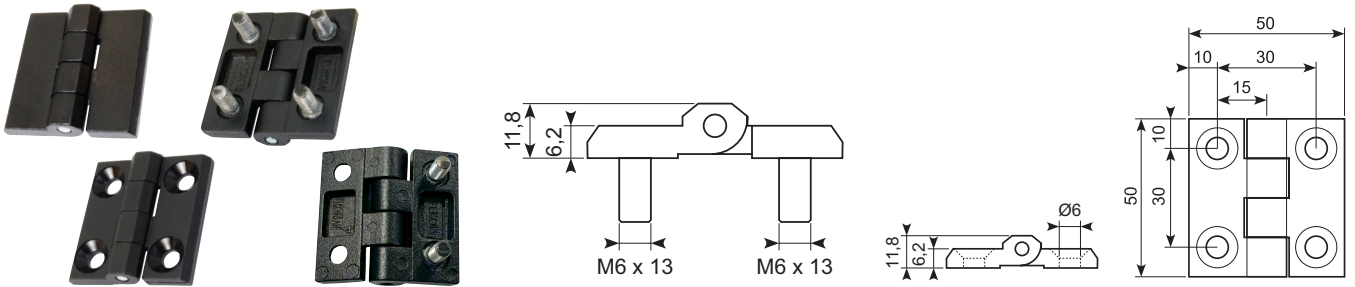
	PA, Sort Black PA = Nylon PA6 GFR30	Zinkstøbt, rå Zinc cast, raw	Zinkstøbt, sort Zinc die, black coated	Zinkstøbt, forkromet Zinc die, chrome plated
Med huller With holes	56.3009-100	56.3001-200		
Med huller With holes	56.3009-100S		56.3001-210S	56.3001-220S
Med bolte With bolts		56.3001-201	56.3001-211S *	56.3001-211
En side med huller, en side med bolt One side with holes, one side with bolt		56.3001-205 *	56.3001-215	56.3001-225 *

56.3001-500

Rustfrit hængsel SS316. Rustfri SS304 stift.  
Stainless hinge SS316. Stainless pin SS304.



## Hængsel Hinge



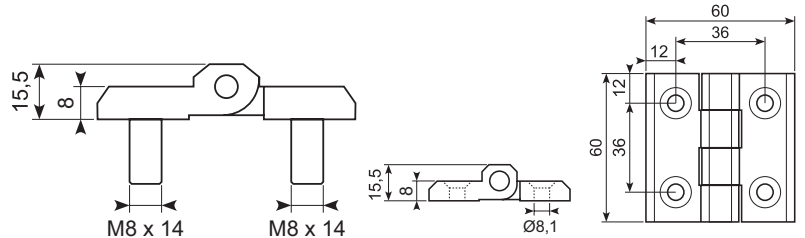
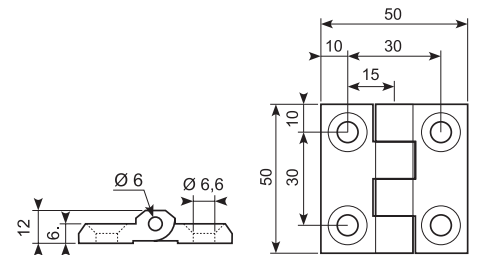
Varenr. slutter med "S": stift er rustfri stål AISI 304. Item no. ends with "S": pin is Stainless Steel AISI 304.

	PA, Sort <i>Black</i> PA = Nylon PA6 GFR30	Zinkstøbt, rå Zinc cast, raw	Zinkstøbt, sort Zinc die, black coated	Zinkstøbt, forkromet Zinc die, chrome plated
Med huller With holes	56.3012-100	56.3011-200		
Med huller With holes	56.3012-100S		56.3011-210S	56.3011-220S
Med bolte With bolts		56.3011-201*	56.3011-211S	56.3011-221
En side med huller, en side med bolt One side with holes, one side with bolt		56.3011-205	56.3011-215	56.3011-225

### 56.3011-500

#### Rustfrit hængsel SS316. Rustfri stift SS304.

Stainless hinge SS316. Stainless pin SS304.



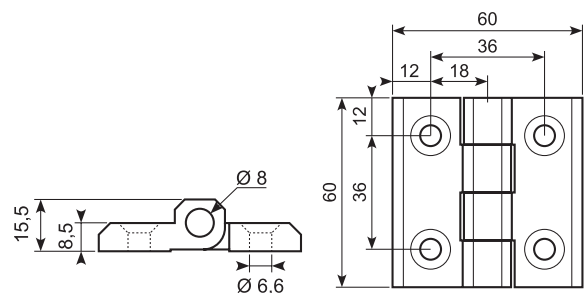
Varenr. slutter med "S": stift er rustfri stål AISI 304. Item no. ends with "S": pin is Stainless Steel AISI 304.

	PA, sort PA, black	Zinkstøbt, rå Zinc cast, raw	Zinkstøbt, sort Zinc die, black coated	Zinkstøbt, forkromet Zinc die, chrome plated
Med huller / With holes	56.3013-100	56.3013-200		
Med huller / With holes	56.3013-100S		56.3013-210S	56.3013-220S
Med bolte / With bolts		56.3013-201	56.3013-211S	56.3013-221
En side med huller, en side med bolt One side with holes, one side with bolt		56.3013-205	56.3013-215	56.3013-225

### 56.3013-500

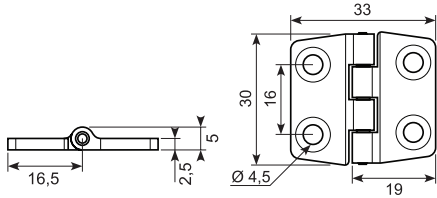
#### Rustfrit hængsel SS316. Rustfri stift SS304.

Stainless hinge SS316. Stainless pin SS304.



## 56.3070-210

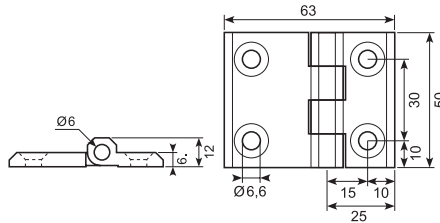
Sort zinkstøbt hængsel med 4 huller.  
Black zinc cast hinge with 4 holes.



## 56.3081-210S

Sort zinkstøbt hængsel med 4 huller og rustfri stift.

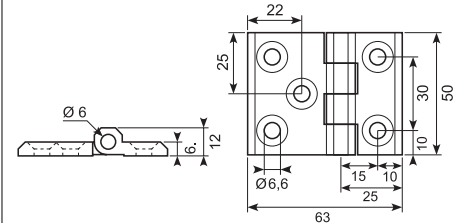
Black zinc cast hinge with 4 holes and stainless pin.



## 56.3181-210S

Sort zinkstøbt hængsel med 5 huller og rustfri stift.

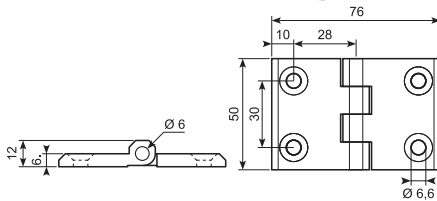

Black zinc cast hinge with 5 holes and stainless pin.



## 56.3080-210S

Sort zinkstøbt hængsel med 4 huller og rustfri stift.

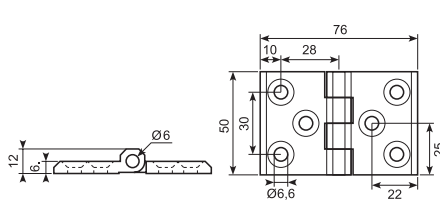
Black zinc cast hinge with 4 holes and stainless pin.



## 56.3180-210S

Sort zinkstøbt hængsel med 6 huller og rustfri stift.

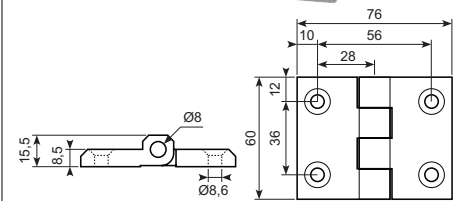

Black zinc cast hinge with 6 holes and stainless pin.



## 56.3015-210S

Sort zinkstøbt hængsel med 4 huller og rustfri stift.

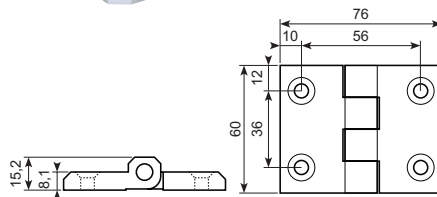
Black zinc cast hinge with 4 holes and stainless pin.



## 56.3015-200

Zinkstøbt hængsel med 4 huller og stålstift.

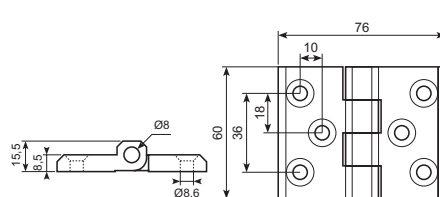

Zinc cast hinge with 4 holes and steel pin.



## 56.3016-210S

Sort zinkstøbt hængsel med 6 huller og rustfri stift.

Black zinc cast hinge with 6 holes and stainless pin.



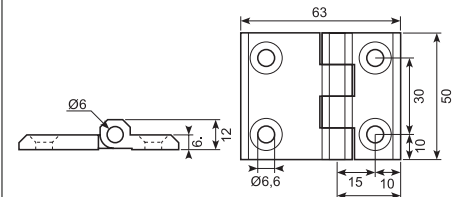

## 56.3081-500

Rustfrit hængsel SS316.

Rustfri stift SS304.

Stainless hinge. SS316.

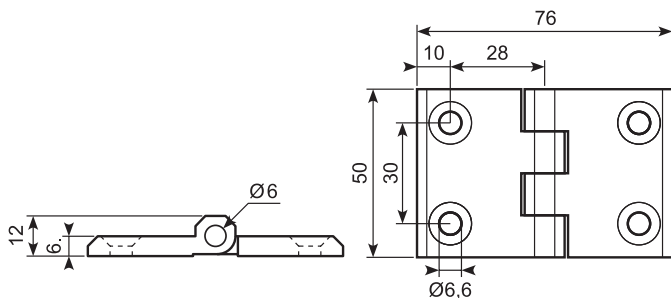
Stainless pin SS304.



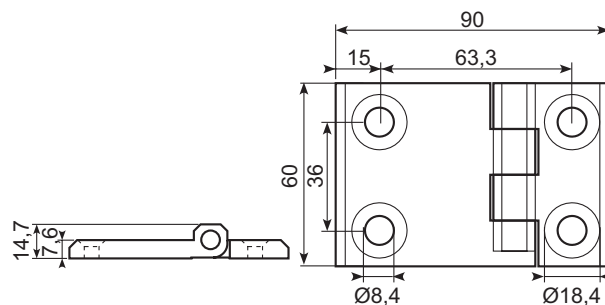

56.3080-500

56.3084-500

**Rustfrit hængsel SS316. Rustfri stift SS304.**  
Stainless hinge SS316. Stainless pin SS304.



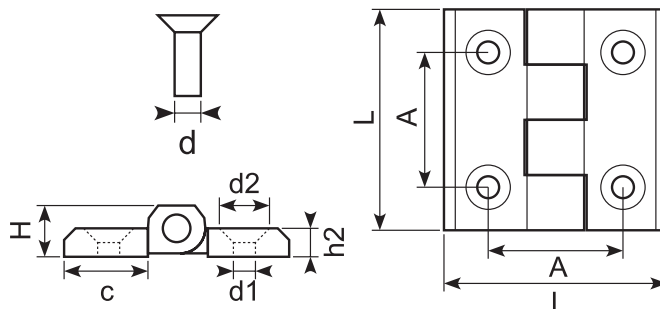
**Rustfrit hængsel SS316.**  
Stainless hinge SS316.



### Hængsel Hinge


**Sort zinkstøbt hængsel med rustfri stift. Kan skaffes med jernstift.**

Black zinc cast hinge with stainless pin. Available on demand with steel pin.



Varenummer Item no.	L mm	A ± 0,25 mm	d mm	d1 mm	d2 mm	h2 mm	H mm	c mm
18.7722222X	40	25	M5	Ø5,5	Ø10,5	5	9	14
18.7722333X	50	30	M6	Ø6,5	Ø12,5	6	11,5	18
18.7722444X	60	36	M8	Ø8,5	Ø16,5	8	15	21

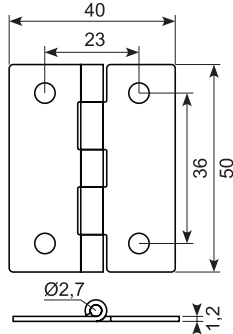

## Komplet system med stang og snaplås



50.34128

**Galvaniseret hængsel.**

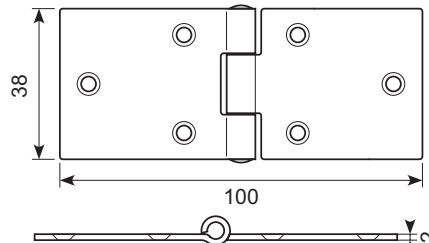

Zinc plated hinge.



20.13418A

**Galvaniseret bladhængsel.**

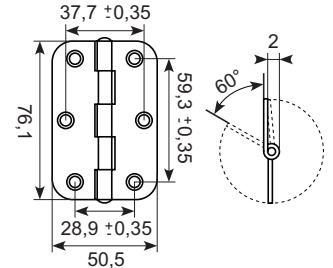
Zinc plated hinge.



50.14336SG

**Galvaniseret hængsel med messing stift. Tynd galvanisering. Kun til indendørs brug.****2. Sortering - PARTIVARE.**

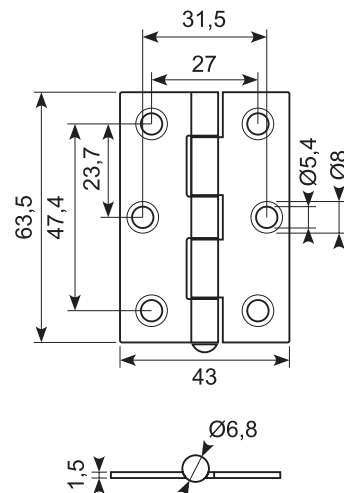

Zinc plated hinge with brass pin. Zinc plating. For indoor use only.

**Surplus stock.**

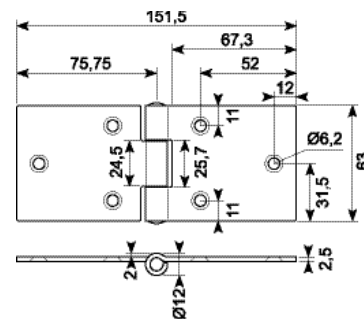
50.9748

**Galvaniseret hængsel med messingtap. Løs stift.**

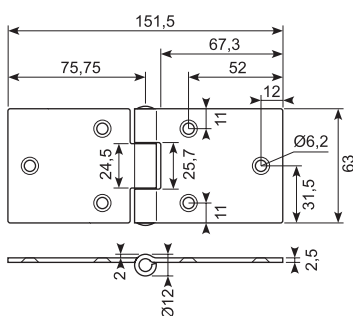

Zinc plated hinge with brass pin.



50.13709SS

**Rustfri hængsel med rustfri pin. Bukket, med 2 mm åbning. 10-12 micron zink. Min. ordre: 1.000 stk.**Stainless hinge with stainless pin. Bended, with 2 mm gap. 10-12 micron zinc. **Min order: 1.000 pcs.** (see also 50.13709SS-2sort)

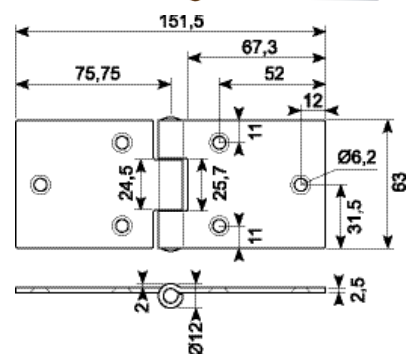
50.13709

**Galvaniseret hængsel. Bukket, med 2 mm åbning. 10 - 12 micron zink med messing stift.****Restlager - når udsolgt min. 1.000 stk.**Zinc plated hinge. Bended with 2 mm gap. 10 - 12 micron zinc with brass pin. **Remaining stock - when sold out min. 1.000 pcs.**

50.13709WSS

**Galvaniseret og hvidmalet stålhængsel med rustfri stål pin. Bukket, med 2 mm åbning.**

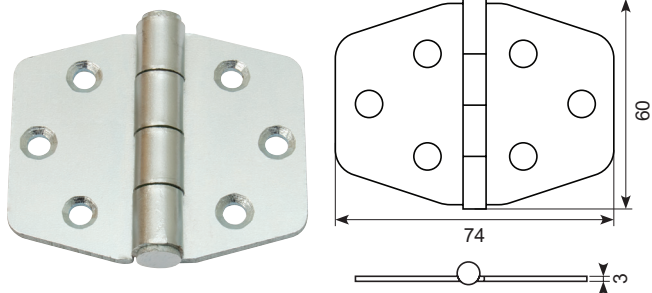
Zinc plated and white coated steel hinge, white coated. With stainless steel pin. Bended, with 2 mm gap.



50.14160

**Galvaniseret hængsel. 10-12 micron.**

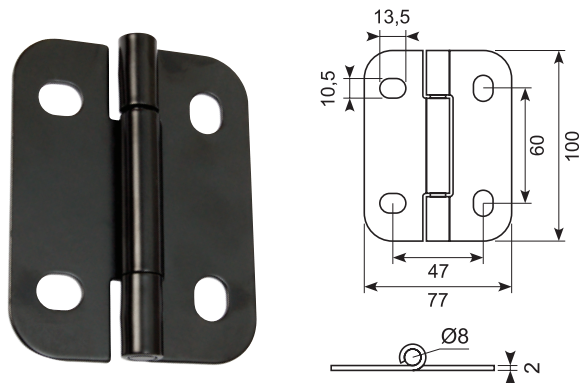
Zinc plated hinge 10-12 micron.



50.34127

**Sort pulverlakeret hængsel med ovale huller.**

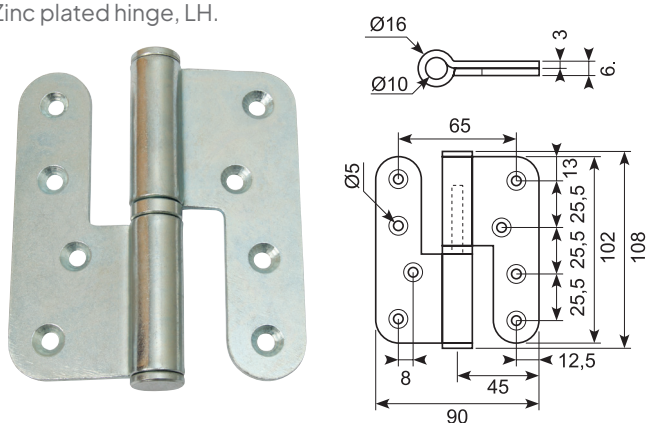
Black coated hinge with oval holes.



50.34119

**Galvaniseret hængsel, venstre.**

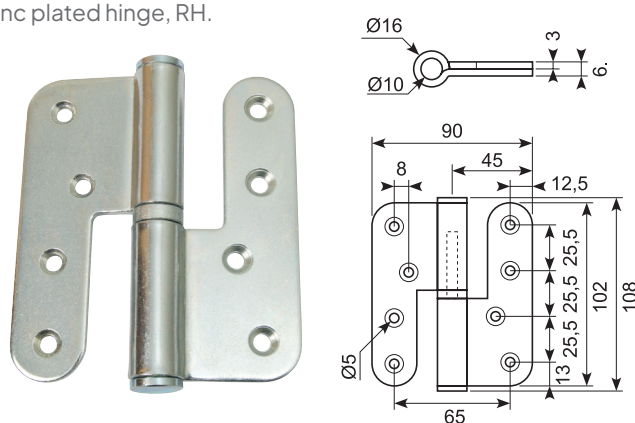
Zinc plated hinge, LH.



50.34120

**Galvaniseret hængsel, højre.**

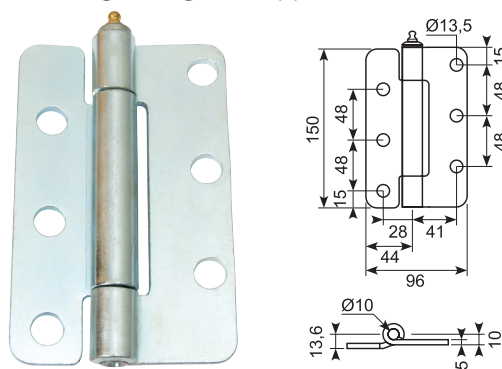
Zinc plated hinge, RH.



50.34117

**Galvaniseret hængsel med smørenippel. Forkrøbet 3,6 mm.**

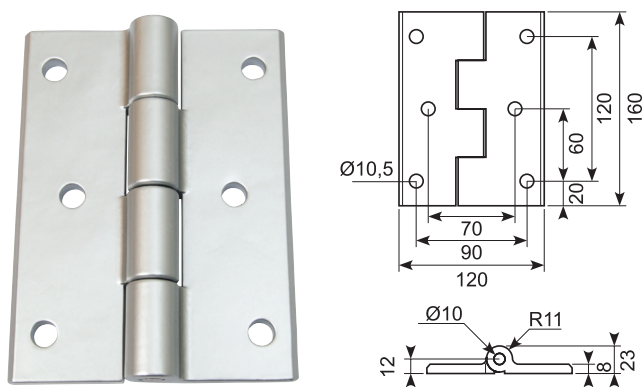
Zinc plated hinge with grease nipple. Cranked 3,6 mm.



50.34116

**Støbt sølvgrå heavy duty hængsel.**

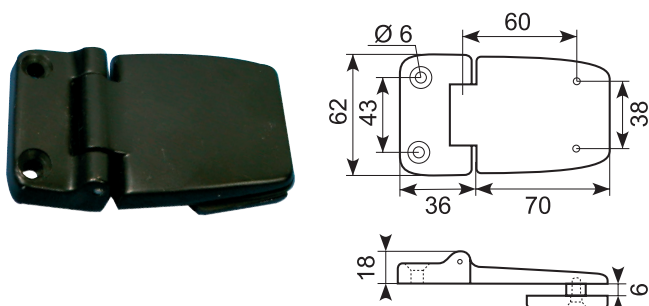
Silver grey casted heavy duty hinge.



20.1360

**Rudehængsel, fast. Sortlakeret alloy med rustfri stift og gummipakning. For 5 mm glasrude.**

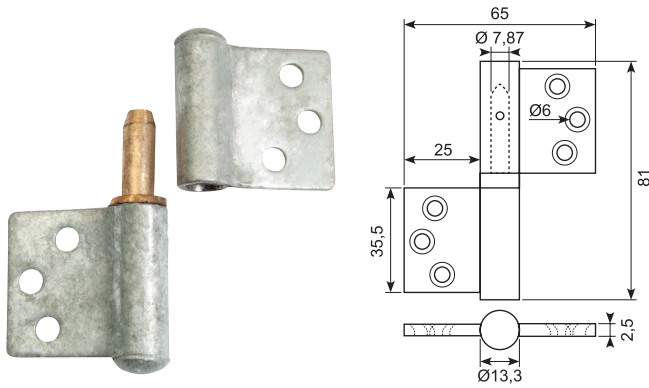
Window hinge. Black powder-coated with stainless steel pin and rubber gasket. For 5 mm glass pane.



50.9576-3

**Varmtgalvaniseret hængsel med messing tap, højre.**

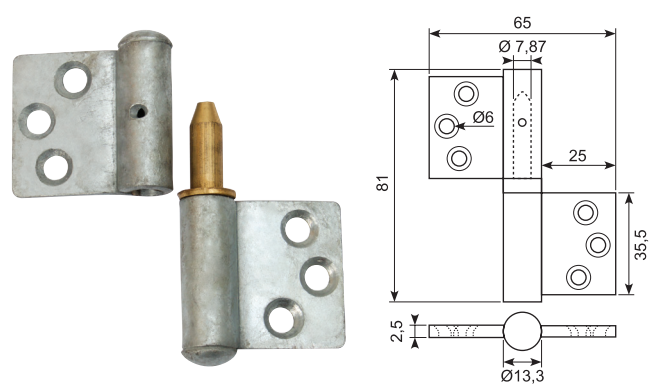
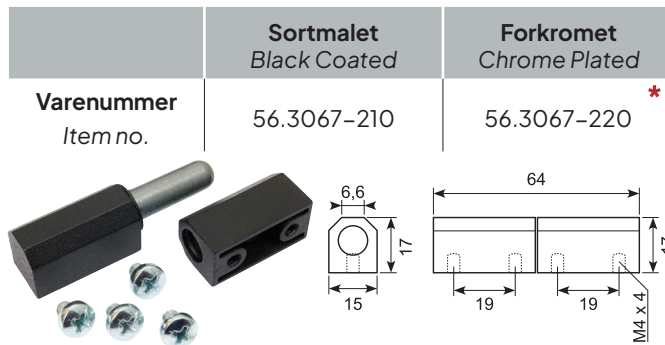
Hot-dip galvanized hinge with brass pin, RH.



50.9576-4

**Varmtgalvaniseret hængsel med messing tap, venstre.**

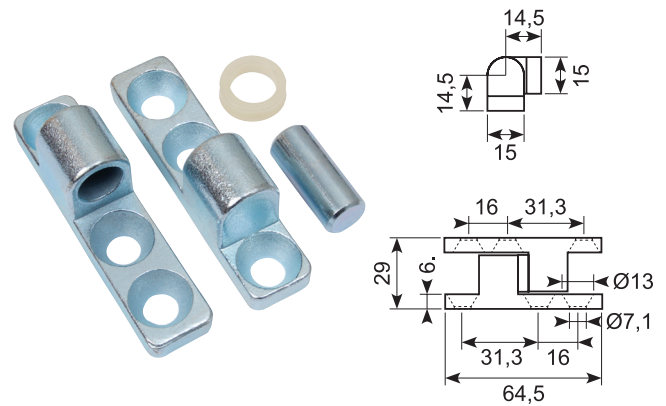
Hot-dip galvanized hinge with brass pin, LH.

**180° løftehængsel 180° lift-off hinge****Hus: Galvaniseret, forkromet eller sortlakeret**  
**Stift: Stål, galvaniseret****Housing:** Zinc plated, chrome plated or black coated  
**Pin:** Steel, zinc plated

50.9752

**Galvaniseret støbt hængsel med nylon bøsning.**

Casted zinc plated hinge with nylon bushing.



# Showroom

Vi ved, hvor vigtigt det kan være at se og sammenligne produkterne, inden man køber dem. Derfor er vores showroom fyldt med et bredt udvalg af vores beslagssortiment. Du kan altid komme forbi på vores adresse Edisonvej 11 i Vejle for at tage et kig i vores showroom.

**Vi glæder os til at hjælpe dig med alle slags opgaver.**

*We know how important it can be to see and compare products before you buy them. That's why our showroom is filled with a wide range of our hardware products.*

*You are always welcome to visit us at our address Edisonvej 11 in Vejle to take a look in our showroom.*


**We look forward to helping you with all kinds of jobs.**



56.3017-100

**Nylonhængsel med galvaniseret stift. PA 6+GFR30.**

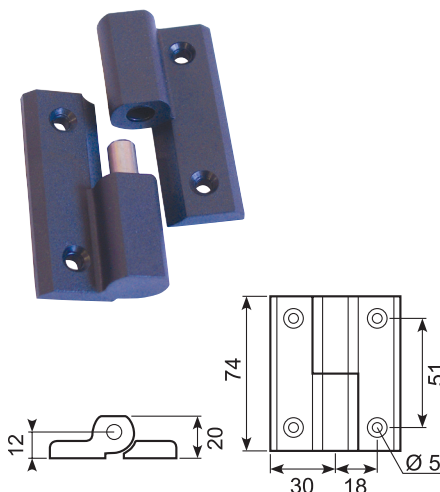
Nylon hinge with zinc plated pin. PA 6+GFR30.



20.091

**Fiberhængsel (løst), venstre. Med rustfri stålstift. Til plan montage.**

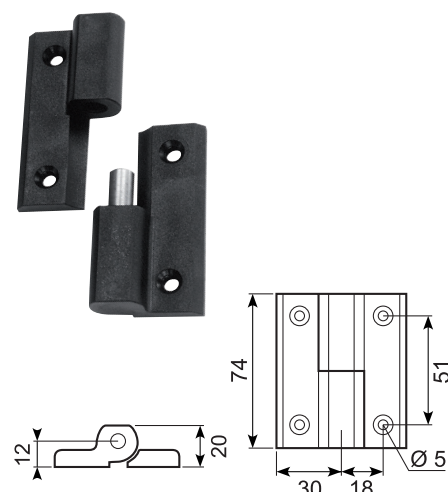
Lift-off moulded hinge, LH. Stainless steel pin. For plane mounting.



20.090

**Fiberhængsel (løst), højre. Med rustfri stålstift. Til plan montage.**

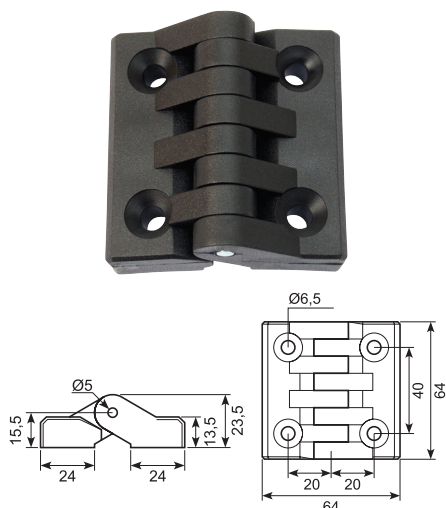
Lift-off moulded hinge, RH. Stainless steel pin. For plane mounting.



50.34123

**Nylon hængsel, PA. Galvaniseret stift.**

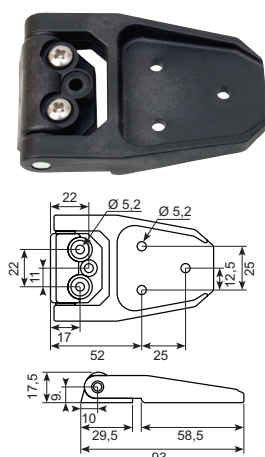
Nylon hinge, PA. zinc plated pin.



56.3010-100

**180° hængsel, sort. Hus: Polyamide (PA6 GFR30). Stift: Galvaniseret stål.**

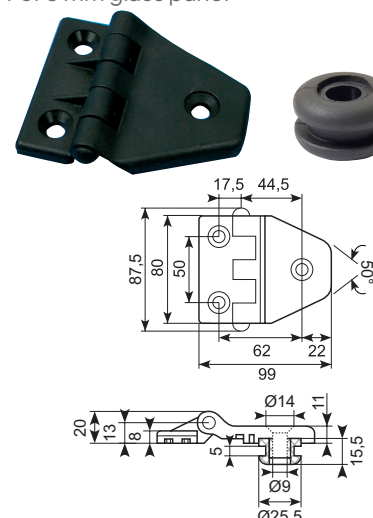
180° hinge, black. Housing: Polyamide (PA6 GFR30). Pin: Galvanized steel.



20.1350

**Rudehængsel (fast), fiberforstærket PVC. For 5 mm glasrude.**

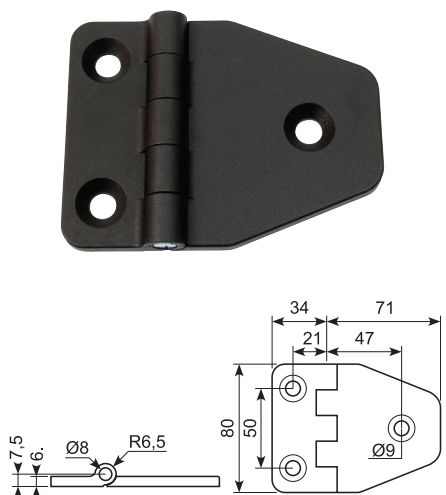
PVC hinge (fixed), fibre-reinforced PVC. For 5 mm glass pane.



50.34122

**Nylon hængsel, PA. Galvaniseret stift.**

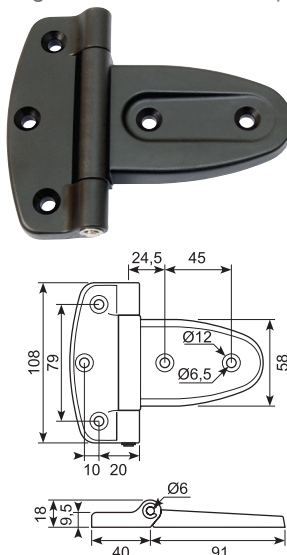
Nylon hinge, PA. zinc plated pin.



50.34121

**Nylon hængsel, PA. Rustfri nikkel stift.**

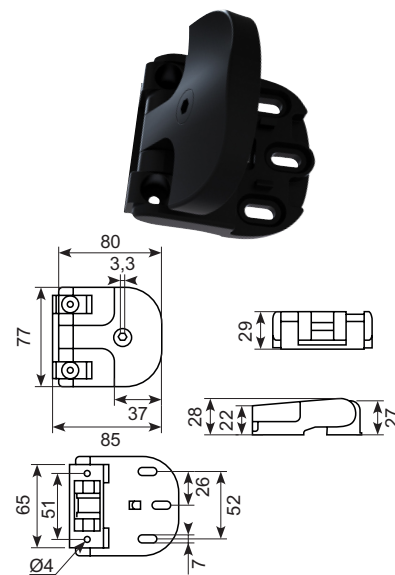
Nylon hinge, PA. Stainless nickle pin.



56.5710-100

**Sort nylonhængsel. Aftagelig. \***

Black nylon hinge. Detachable.

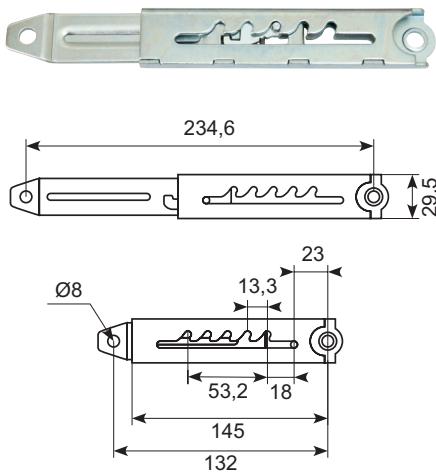




18.151-145

**Galvaniseret teleskopbeslag.**

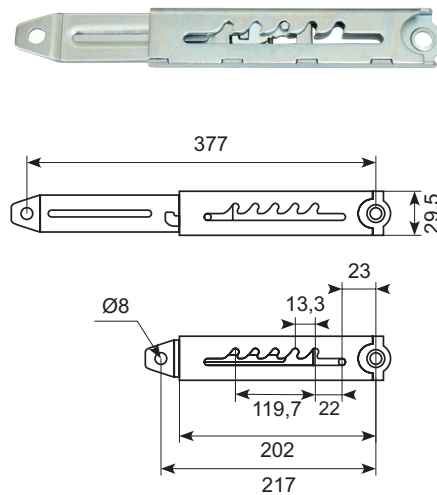
Zinc plated telescope bracket.



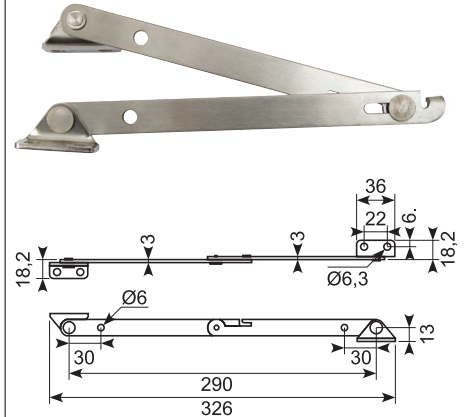
18.151-217

**Galvaniseret teleskopbeslag.**

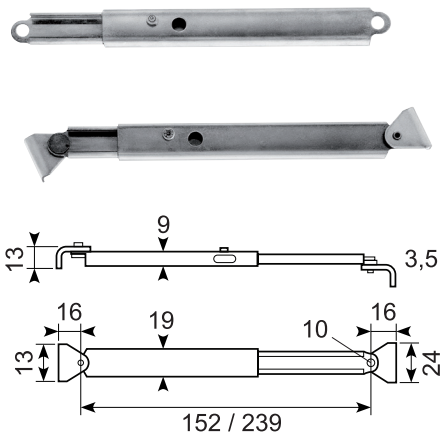
Zinc plated telescope bracket.



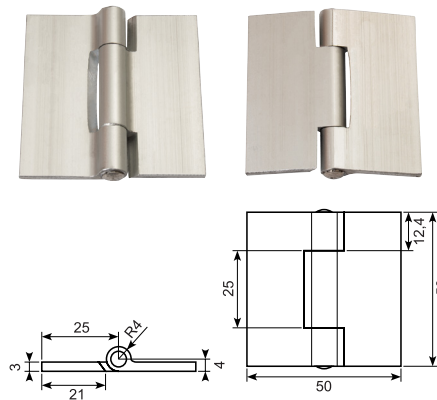
18.150V / 18.150H

**Rustfri lugeholder, venstre model.****18.150H: Højre model. (304)**Stainless hatch hinge, LH.  
18.150H: RH. (304)

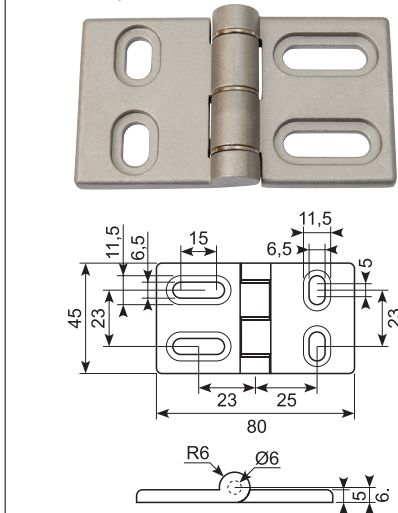
18.401

**Lille lågeholder med lås.  
Udskyderarm i galvaniseret jern.**Miniature support stay, locking.  
Zinc plated sliding arm.

50.13197-1

**Støbt aluminiumhængsel T6063  
uden huller. SS304 rustfri stift.****Min. ordre: 2.000 stk.**Casted aluminium hinge T6063. Without  
holes. SS304 stainless pin.**Min. ordre: 2.000 stk.**

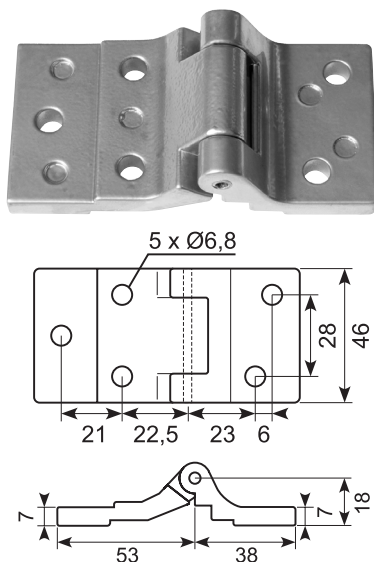
50.34111

**Sandblæst aluminiumhængsel.  
Rustfri stift.**Sandblasted aluminium hinge.  
Stainless pin.

50.DL1660

**Aluminiumhængsel.**


Aluminium hinge.



50.32687


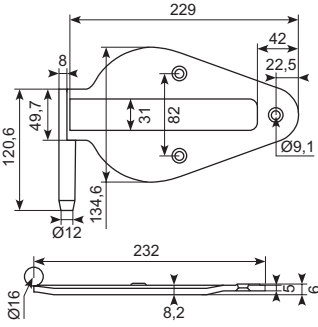
**Komplet aluminiumhængsel.**

Complete aluminium hinge.




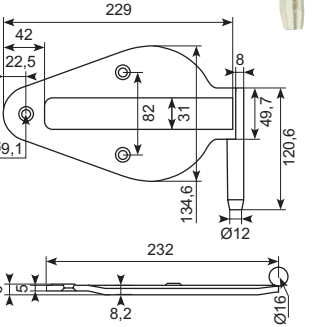
**50.980HV**

**Varmtgalvaniseret hjertehængsel, højre model.**  
Hot dip galvanized hinge, RH.


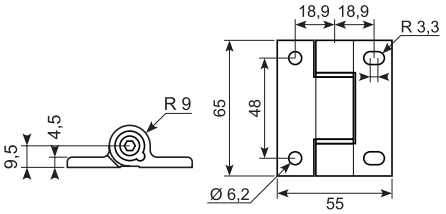
**50.980VV**

**Varmtgalvaniseret hjertehængsel, venstre model.**  
Hot-dip galvanized hinge, LH.


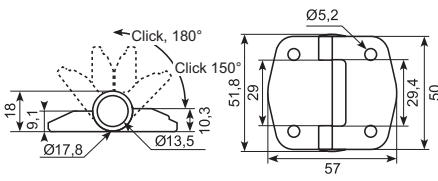
**50.14042-2**

**Friktionshængsel med justerskrue. Med dæmpning – maks. 2 Nm. Eloxeret aluminium.**  
Friction hinge with adjusting screw. With damping – max. 2 Nm. Anodised aluminium.


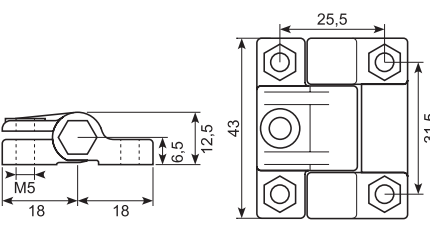
**50.14042**

**Friktionshængsel med holdeposition ved 150°.**  
Friction hinge with holding position at 150°.


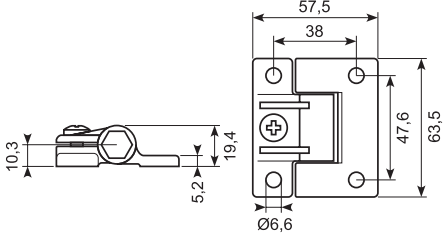
**50.14042-1**

**Friktionshængsel.**  
Friction hinge.


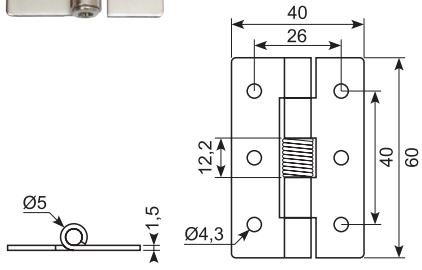
**50.14042-4**

**Friktionshængsel.**  
Friction hinge.

**50.34112**

**Rustfrit hængsel med fjeder. 180° åbningsvinkel. (304)**  
Stainless hinge with spring. 180° opening angle. (304)

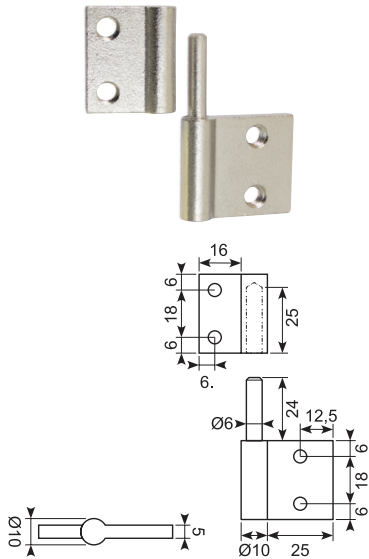
**50.13197-3**

**Rustfrit fjederhængsel AISI304. Tykkelse: 2 mm. Min. ordre: 2.000 stk.**  
Stainless spring hinge AISI304. Thickness: 2 mm. Min. order: 2.000 pcs.



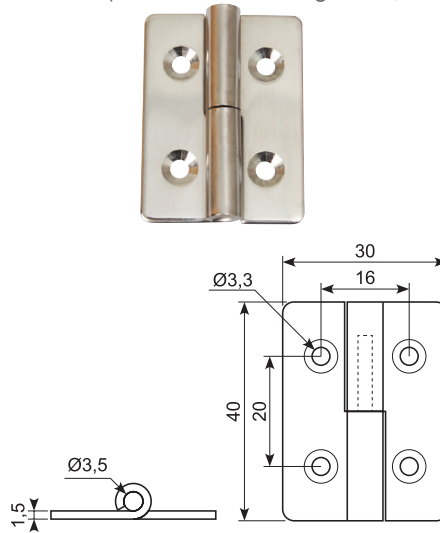

50.12379

**Støbt hængsel. Rustfri 304.**  
Casted hinge. Stainless 304.



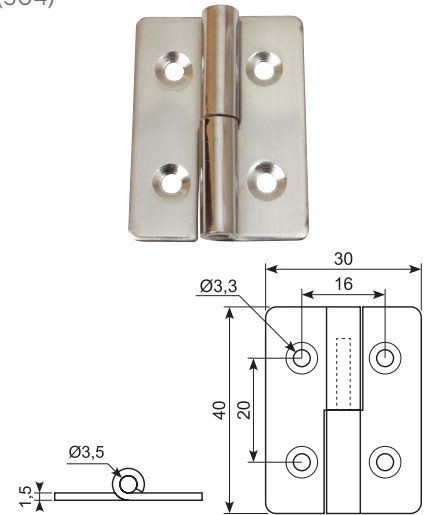
50.34109

**Poleret rustfrit løftehængsel, venstre. (304)**  
Stainless polished lift-off hinge, LH. (304)



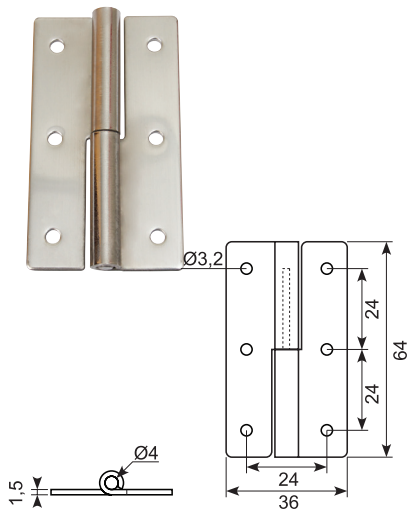
50.34110

**Poleret rustfrit løftehængsel, højre. (304)**  
Stainless polished lift-off hinge, RH. (304)



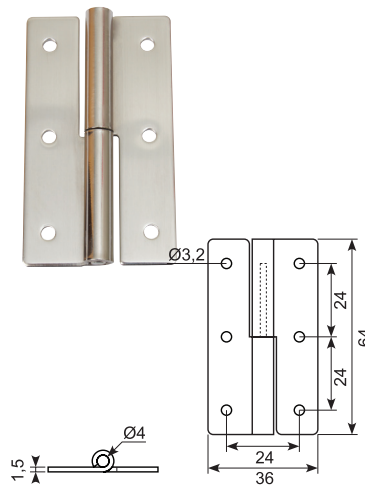
50.34107

**Poleret rustfrit løftehængsel, højre. (304)**  
Stainless polished lift-off hinge, RH. (304)



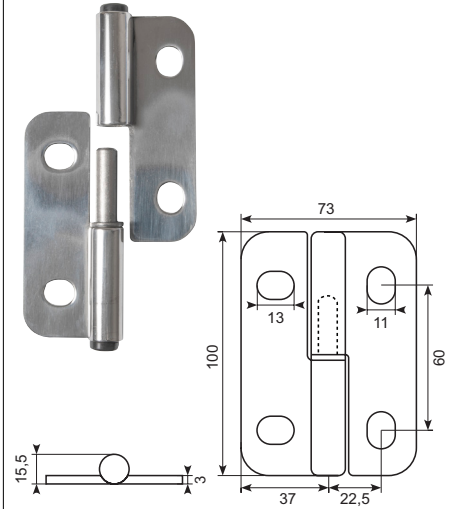
50.34108

**Poleret rustfrit løftehængsel, venstre. (304)**  
Stainless polished lift-off hinge, LH. (304)



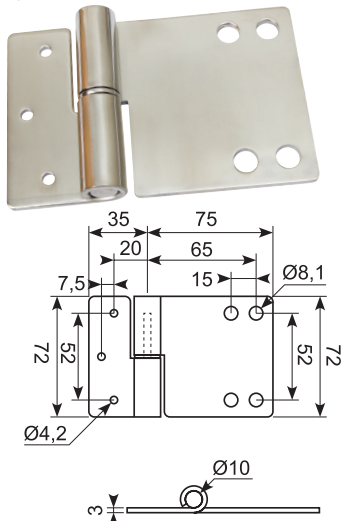
20.203R

**Knophængsel - venstre. Poleret rustfrit stål med aflange huller. (304)**  
Lift-off hinge - LH. Polished stainless steel, elongated holes. (304)



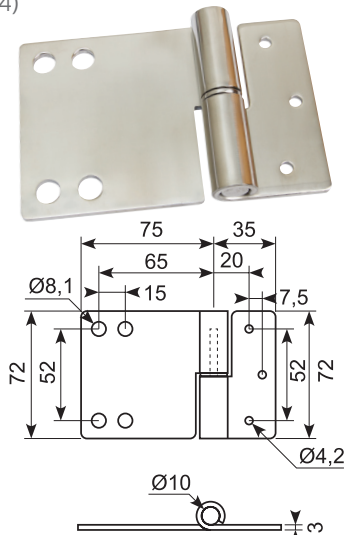
50.34114

**Poleret rustfrit løftehængsel, venstre. (304)**  
Stainless polished lift-off hinge, LH. (304)



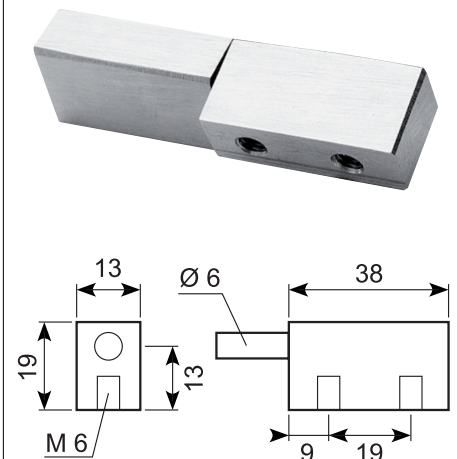
50.34115

**Poleret rustfrit løftehængsel, højre. (304)**  
Stainless polished lift-off hinge, RH. (304)



20.089

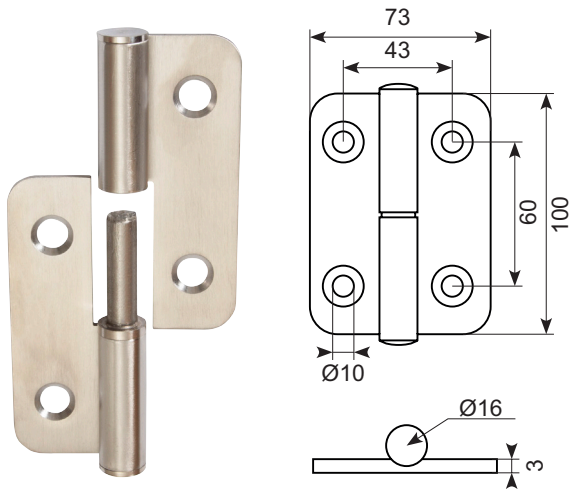
**Rustfrit oplukkelig blokhængsel. Til påboltning fra bagside. (304)**  
Stainless opening block hinge. Bolting from the rear. (304)



20.200J

**Knophængsel, venstre. Poleret rustfri stål.**

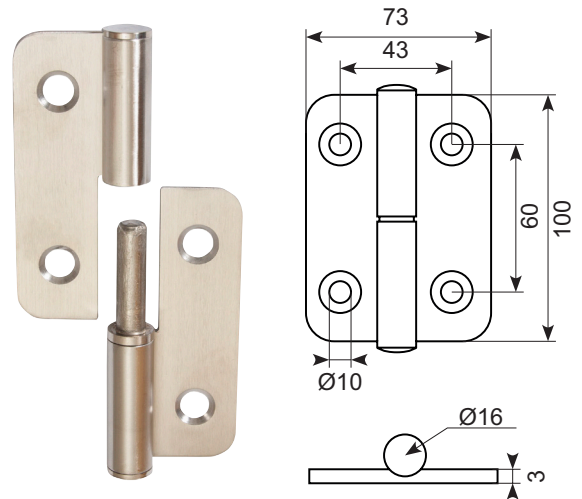
Lift-off hinge, LH. Polished stainless steel.



20.202J

**Knophængsel, højre. Poleret rustfri stål.**

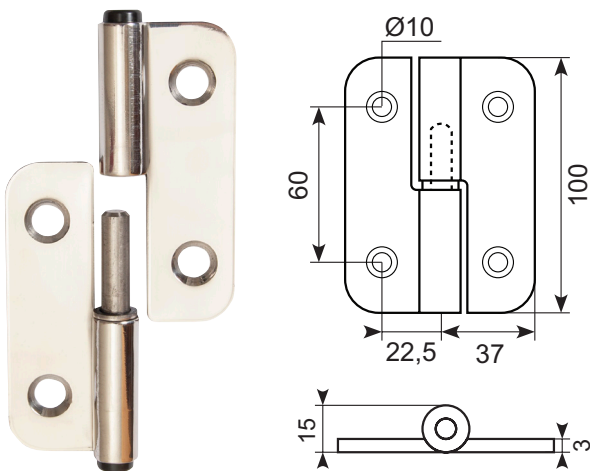
Lift-off hinge, RH. Polished stainless steel.



20.200

**Knophængsel, poleret rustfri stål. Venstre**

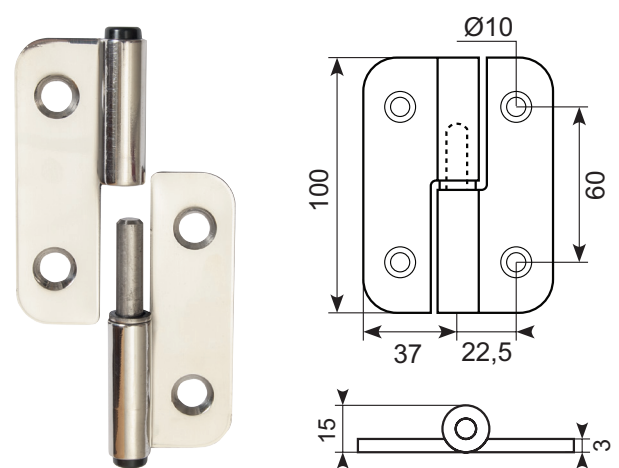
Lift-off hinge, polished stainless steel. LH.



20.202

**Knophængsel, poleret rustfri stål, højre**

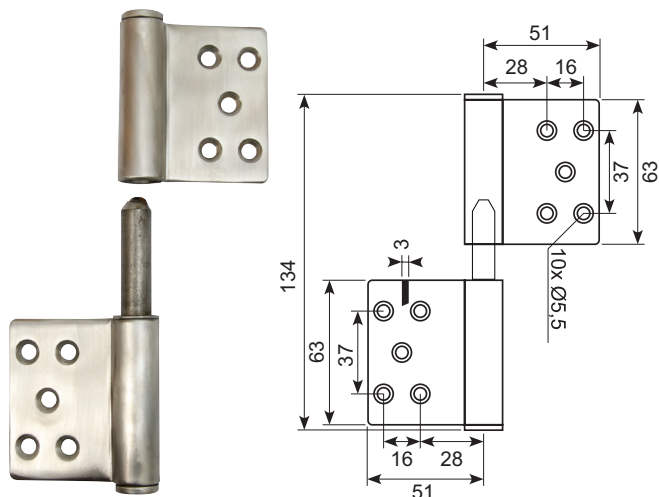
Lift-off hinge, polished stainless steel. RH.



50.DL1120L

**Rustfrit hængsel, venstre.**

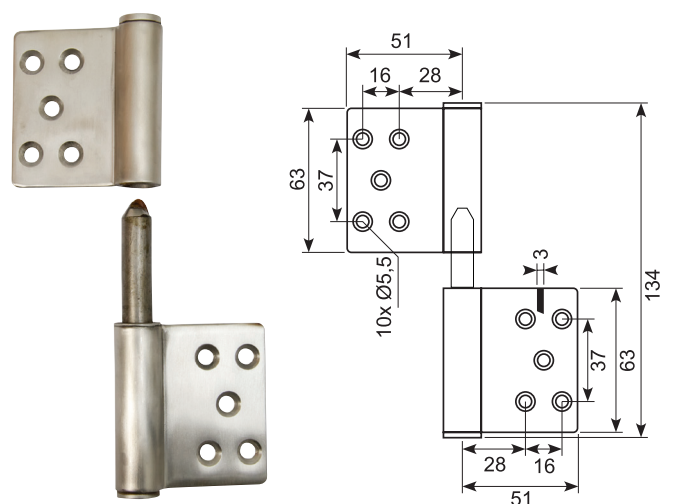
Stainless hinge, LH.



50.DL1120R

**Rustfrit hængsel, højre.**

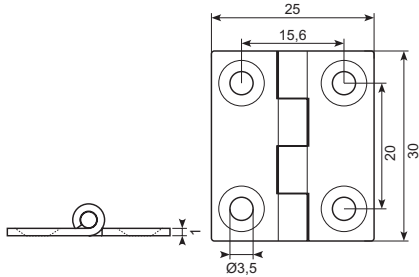
Stainless hinge, RH.



50.330341

**Syrefast udstanset hængsel, AISI 316.**

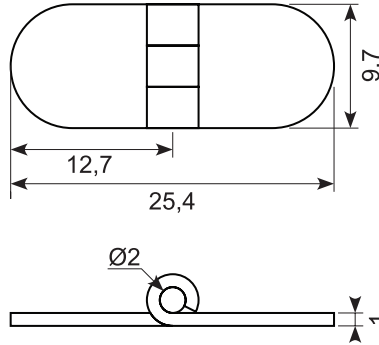

Acid-proof punched hinge, AISI 316.



50.34106

**Poleret rustfrit hængsel uden huller. (304)**

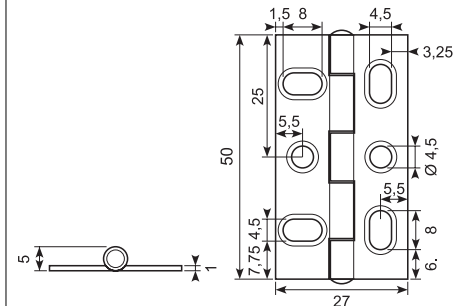
Stainless polished hinge without holes. (304)



50.15147

**Rustfrit hængsel, SS304. Med ovale huller.**

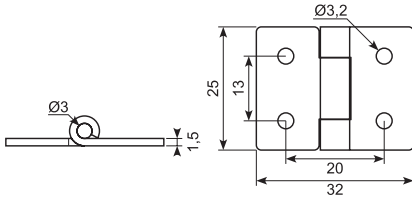

Stainless hinge, SS304. With oval holes.



50.34104

**Poleret rustfrit hængsel. (304)**

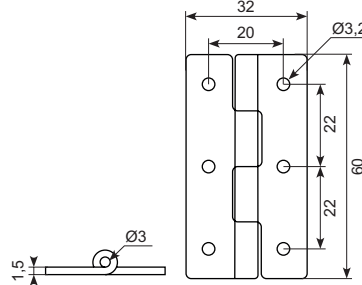
Stainless polished hinge. (304)



50.34129

**Rustfrit hængsel. (304)**

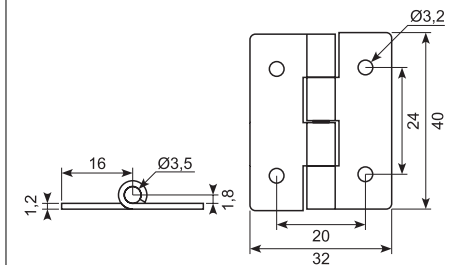
Stainless hinge. (304)



50.34105

**Poleret rustfrit hængsel. (304)**

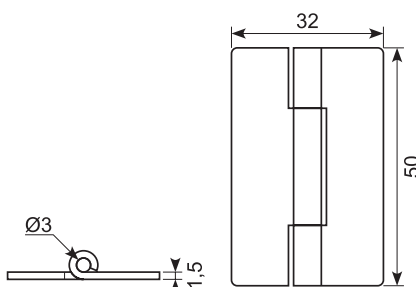
Stainless polished hinge. (304)



50.34103

**Poleret rustfrit hængsel uden huller. (304)**

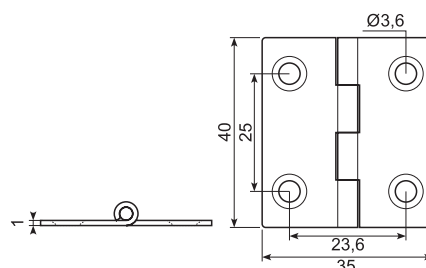
Stainless polished hinge without holes. (304)



50.330342

**Syrefast udstanset hængsel, AISI 316.**

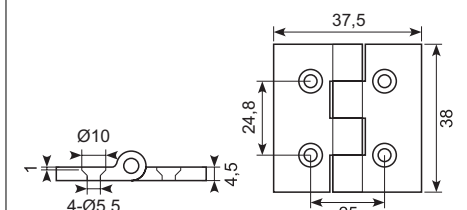
Acid-proof punched hinge, AISI 316.



63.052500J

**Syrefast udstanset hængsel, AISI 316.**

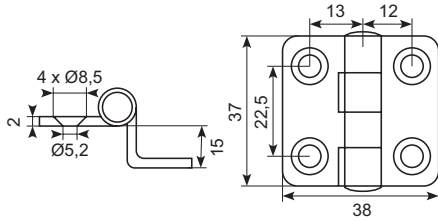
Acid-proof punched hinge, AISI 316.



63.053580

**Højglanspoleret hængsel. 316 rustfrit syrefast stål. Lever op til den bedste kvalitet på markedet. Tykkelse: 2 mm.**

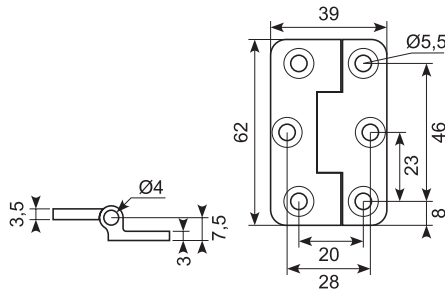
High-gloss finished hinge. 316 stainless and acid proof steel. Meets the best quality on the market. Thickness: 2 mm.



50.34113

**Rustfrit støbt hængsel, 180° åbningsvinkel. Forkrøbbet. (304)**

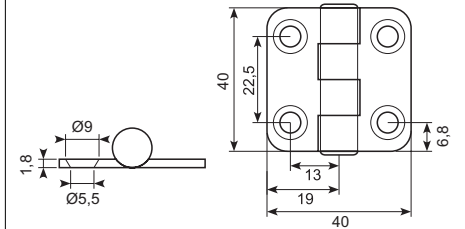

Stainless casted hinge. 180° opening angle. Cranked. (304)



63.053400J

**Rustfrit hængsel, AISI 316 SS.**

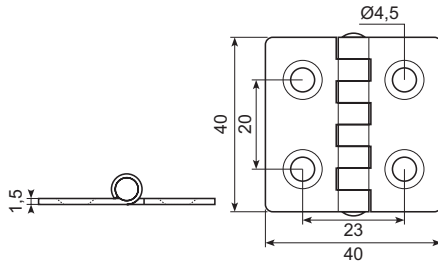
Stainless hinge, AISI 316 SS.



50.330343

**Syrefast udstanset hængsel, AISI 316.**

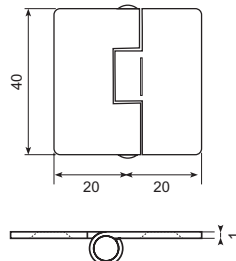
Acid-proof casted hinge, AISI 316.



50.1230003792

**Bladhængsel 40 x 40 x 1 mm, Rustfri SS316 ubehandlet, med nittet stift**

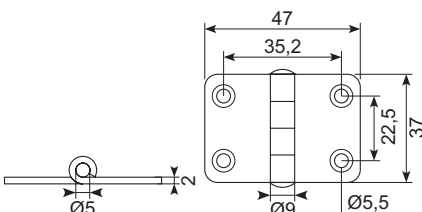

Hinge 40 x 40 x 1 mm, Stainless 316 natural finish, with fixed rivet



63.053430

**Højglanspoleret hængsel. 316 rustfrit, syrefast stål. Lever op til den bedste kvalitet på markedet.**

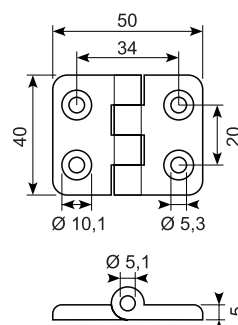
High-gloss finished hinge. 316 stainless, acid proof steel. Meets the best quality on the market.



63.052550J

**Rustfrit støbt hængsel, AISI 316 SS.**

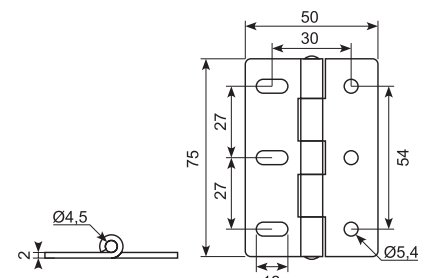
Stainless casted hinge, AISI 316 SS.



50.34101

**Poleret rustfrit hængsel. (304)**

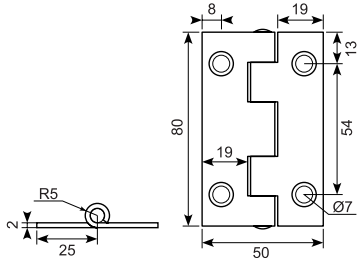

Stainless polished hinge. (304)



50.13197-2

**Rustfrit hængsel, AISI304.****Min. ordre: 1.000 stk.**

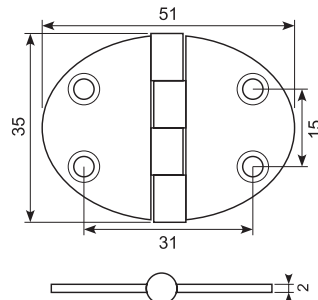
Stainless hinge, AISI304.

**Min. ordre: 1.000 pcs.**

50.330351

**Oval rustfrit hængsel, AISI 316 SS.**

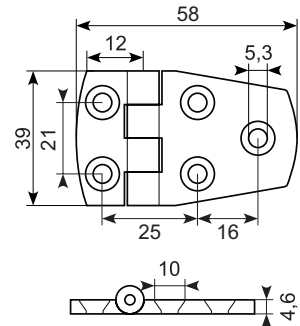
Oval stainless hinge, AISI 316 SS.



63.052600J

**Rustfrit støbt hængsel, AISI 316 SS.**

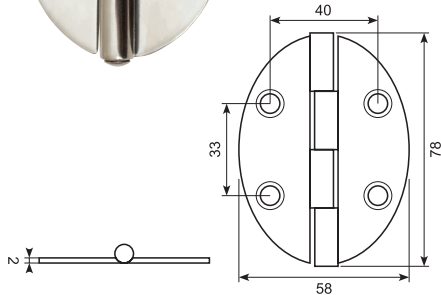
Stainless casted hinge, AISI 316 SS.



50.330353

**Oval rustfrit hængsel, AISI 316 SS.**

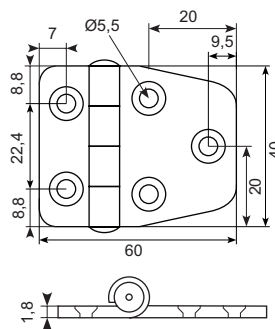
Oval stainless hinge, AISI 316 SS.



63.053410J

**Rustfrit hængsel, AISI 316 SS.**

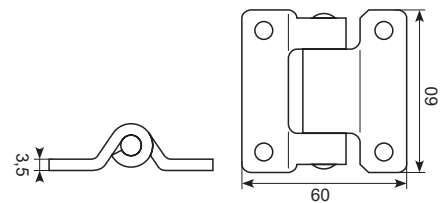

Stainless hinge, AISI 316 SS.



50.DL1650-2X

**Poleret rustfrit hængsel.**

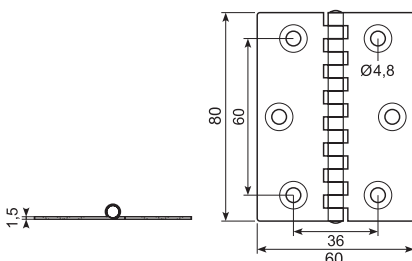

Stainless polished hinge.



50.330346

**Syrefast udstanset hængsel, AISI 316.**

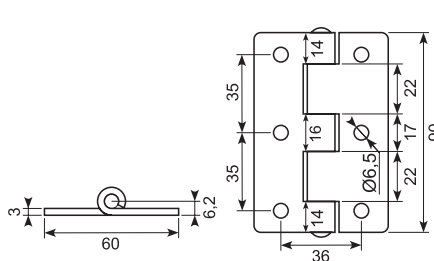
Acid-proof punched hinge, AISI 316.



50.DL1590

**Rustfrit hængsel. Udslået - SS 304.**

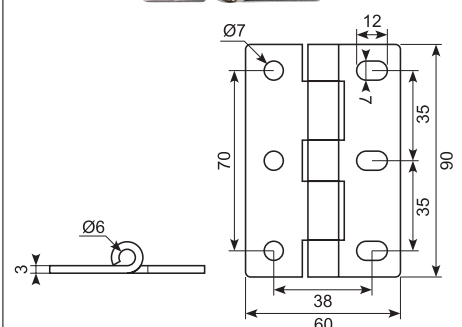
Stainless hinge, SS 304.



50.34102

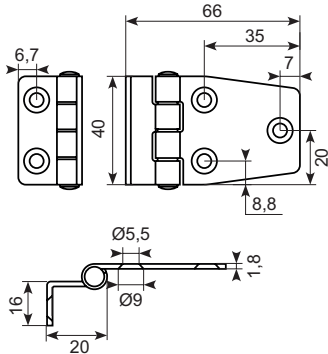
**Poleret rustfrit hængsel.**

Stainless polished hinge.



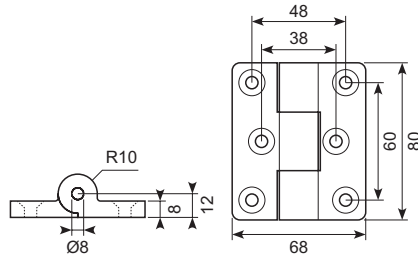

63.053600J

**Rustfrit hængsel, AISI 316 SS.**  
Stainless hinge, AISI 316 SS.



50.34124

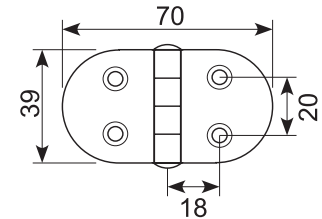

**Rustfrit støbt hængsel. (304)**  
Stainless casted hinge. (304)



63.05345

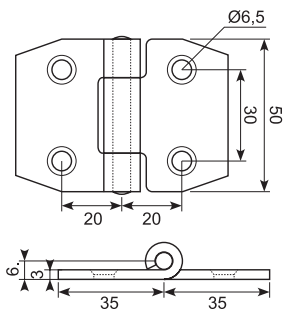

**Højglanspoleret hængsel. 316 rustfrit, syrefast stål. Lever op til den bedste kvalitet på markedet. Tykkelse: 2 mm. Se også 63.053450J** \*

High-gloss polished hinge. 316 stainless, acid proof steel. Meets the best quality on the market. Thickness: 2 mm. See also: 63.053450J



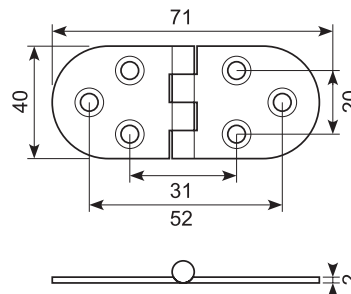
50.15079

**Rustfrit hængsel, SS304.**  
Stainless hinge, SS304.



63.053452J

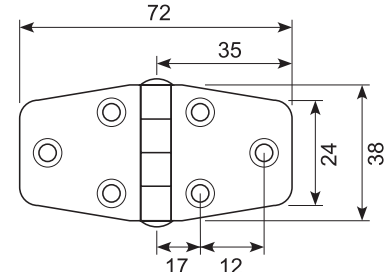
**Rustfrit hængsel, AISI 316 SS.**  
Stainless hinge, AISI 316 SS.



63.05342

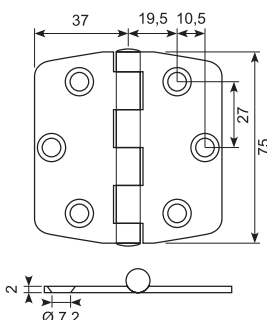
**Højglanspoleret hængsel. 316 rustfrit, syrefast stål. Lever op til den bedste kvalitet på markedet. Tykkelse: 2 mm.**

High-gloss polished hinge. 316 stainless, acid proof steel. Meets the best quality on the market. Thickness: 2 mm.



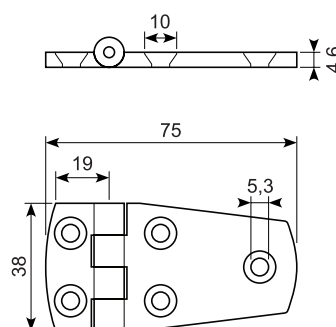
63.053520J

**Rustfrit hængsel, AISI 316 SS.**  
Stainless hinge, AISI 316 SS.



63.052610J

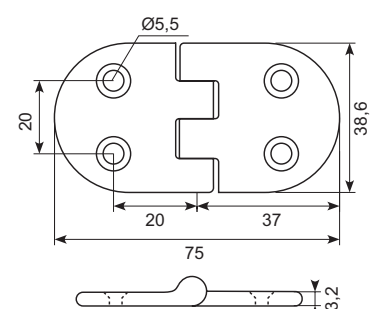
**Rustfrit støbt hængsel, AISI 316 SS.**  
Stainless casted hinge, AISI 316 SS.



63.052750

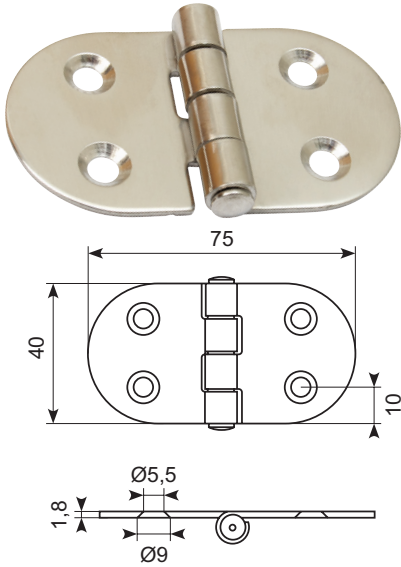
**Rustfrit håndpoleret hængsel. Særdels eksklusiv finish. (316)** \*

Stainless hand polished steel hinge. Very exclusive finish. (316)



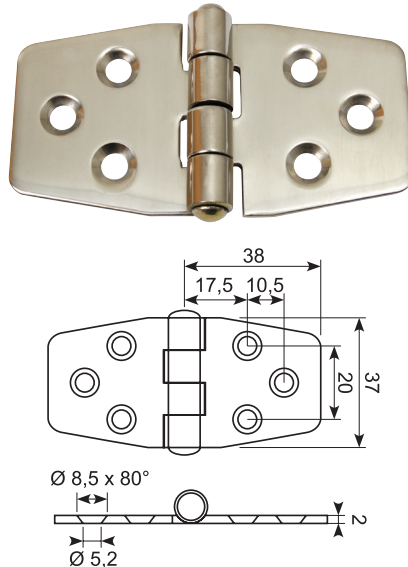
63.053450J

**Rustfrit hængsel, AISI 316 SS.**  
Stainless hinge, AISI 316 SS.



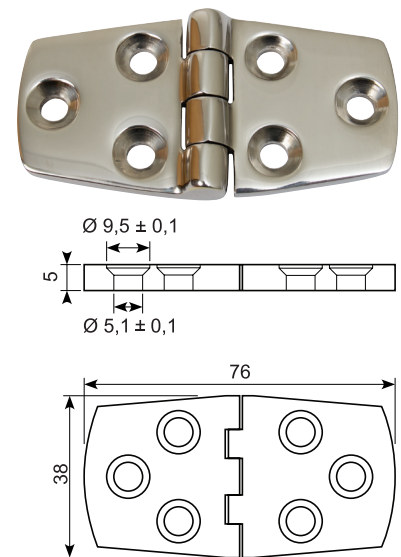
63.053420J

**Rustfrit hængsel, AISI 316 SS.**  
Stainless hinge, AISI 316 SS.



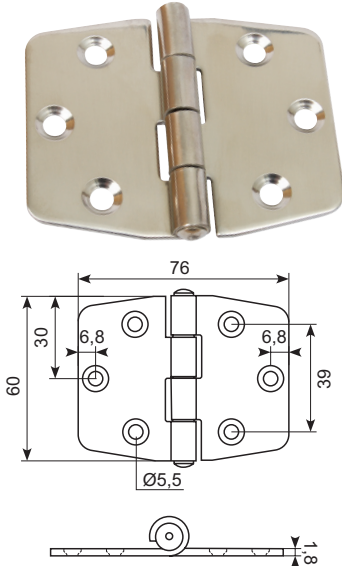
63.052640J

**Rustfrit støbt hængsel, AISI 316 SS.**  
Stainless casted hinge, AISI 316 SS.



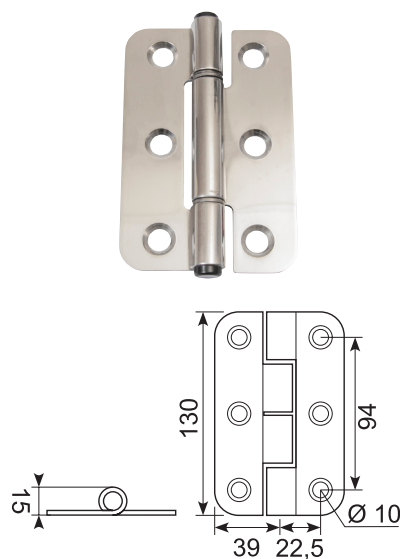
63.053510J

**Rustfrit hængsel, AISI 316 SS.**  
Stainless hinge, AISI 316 SS.



20.209R

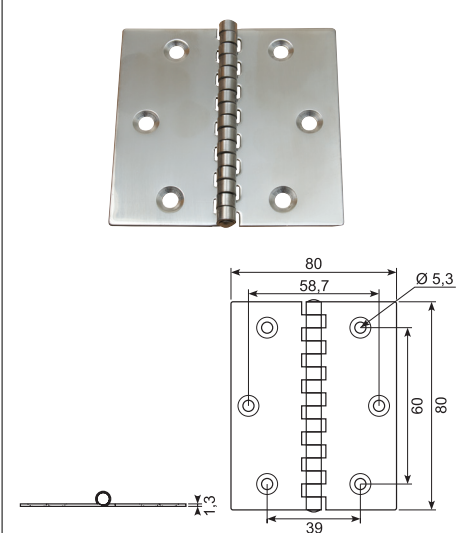
**Poleret rustfrit hængsel.**  
Polished stainless steel hinge.



50.330347

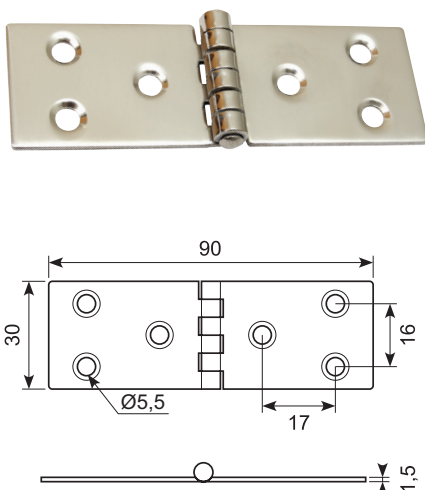
**Syrefast udstanset hængsel, AISI 316.**

Acid-proof casted hinge, AISI 316 SS.



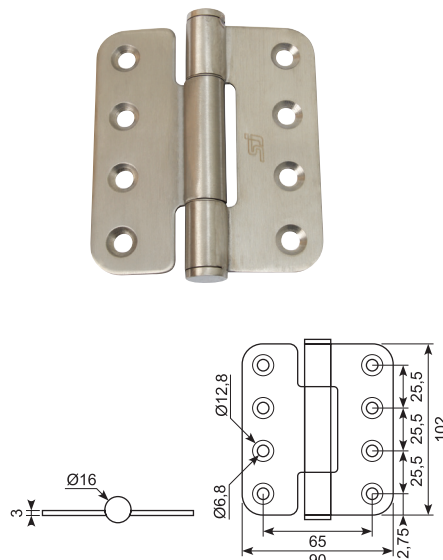
50.330317

**Rustfrit hængsel, AISI 316 SS.**  
Stainless hinge, AISI 316 SS.



50.34118

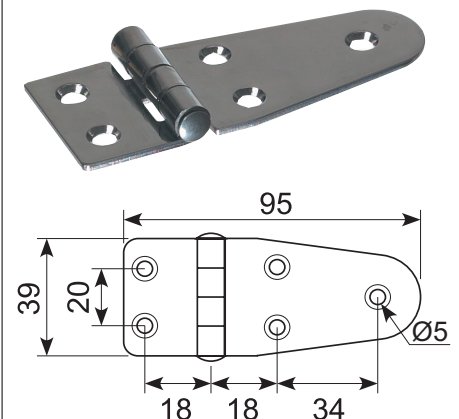
**Rustfrit børstet hængsel.**  
Stainless brushed hinge.



63.053440

**Højglanspoleret hængsel. 316 rustfrit, syrefast stål. Lever op til den bedste kvalitet på markedet. Tykkelse: 2 mm.**

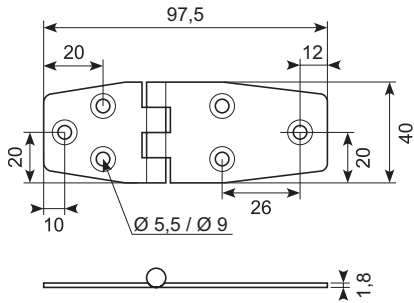

High-gloss polished hinge. 316 stainless, acid proof steel. Meets the best quality on the market. Thickness: 2 mm.



50.330311

**Rustfrit hængsel, AISI 316 SS.**

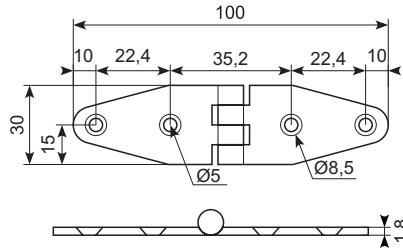
Stainless hinge, AISI 316 SS.



63.053540J

**Rustfrit hængsel, AISI 316 SS.**

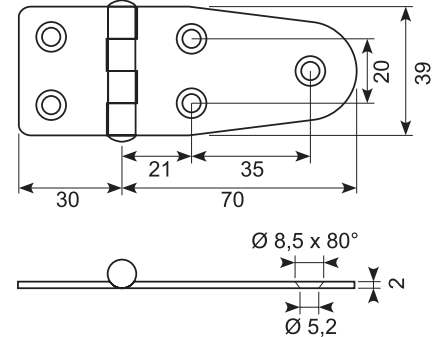
Stainless hinge, AISI 316 SS.



63.053440J

**Rustfrit hængsel, AISI 316 SS.**

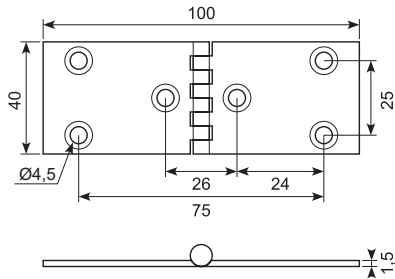
Stainless hinge, AISI 316 SS.



50.330318

**Rustfrit hængsel, AISI 316 SS.**

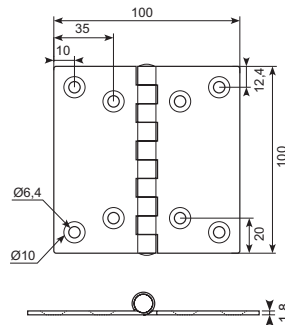

Stainless hinge, AISI 316 SS.



50.330348

**Syrefast udstanset hængsel, AISI 316.**

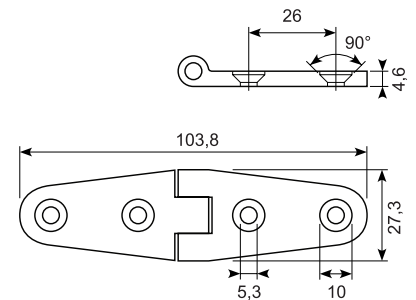
Acid-proof casted hinge, AISI 316.



63.052710J

**Rustfrit støbt hængsel, AISI 316 SS.**

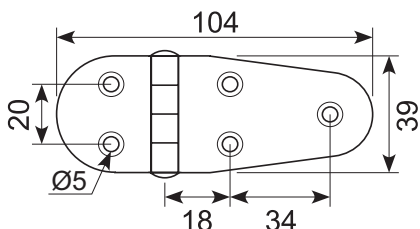
Stainless casted hinge, AISI 316 SS.



63.053460

**Højglanspoleret hængsel. 316 rustfrit, syrefast stål. Lever op til den bedste kvalitet på markedet. Tykkelse: 2 mm.**

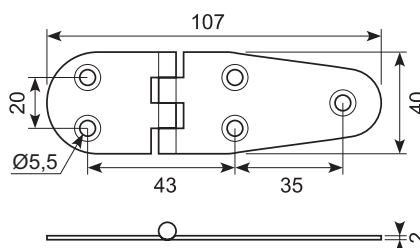
High-gloss polished hinge. 316 stainless, acid proof steel. Meets the best quality on the market. Thickness: 2 mm.



63.053460J

**Rustfrit hængsel, AISI 316 SS.**

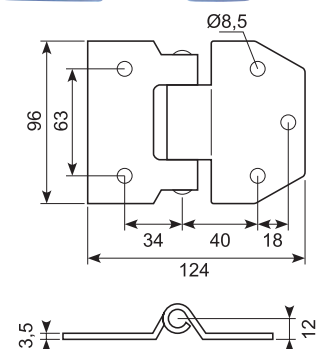
Stainless hinge, AISI 316 SS.



50.DL1100

**Rustfrit hængsel. (304)**

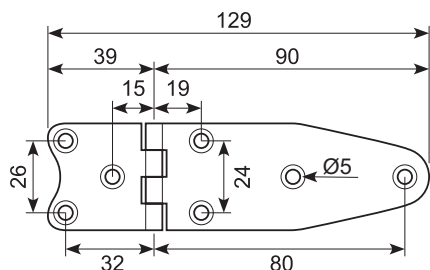
Stainless hinge. (304)



63.053490J

**Rustfrit hængsel, AISI 316 SS.**

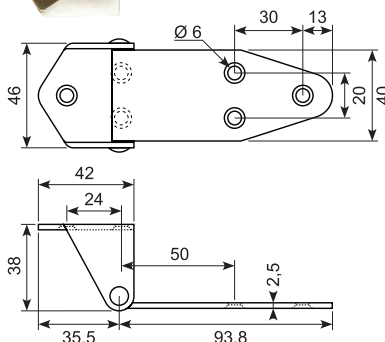

Stainless hinge, AISI 316 SS.



20.213

**El-poleret rustfrit bladhængsel. (304)****Min. ordre: 500**

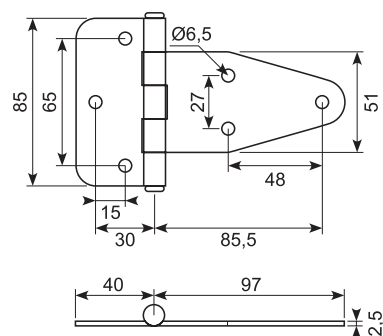
Electro polished stainless hinge. (304)

**Min. order: 500**

50.34100

**Poleret rustfrit hængsel.**

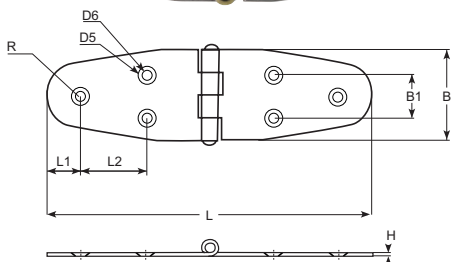
Stainless polished hinge.



63.053470J

**Rustfrit hængsel, AISI 316 SS.**

Stainless hinge, AISI 316 SS.



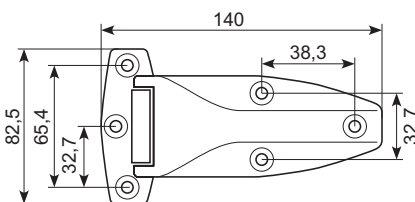
L mm	B mm	L1 mm	L2 mm	B1 mm	H mm	D5 mm	D6 mm	R mm
140	40	40	40	40	40	40	40	40

20.1370LR

**Rustfrit støbt hængsel, AISI 316 SS.****Universal højre / venstre.**

Stainless casted hinge, AISI 316 SS.

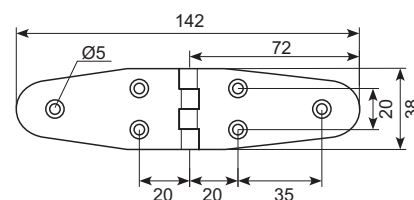
Universal RH / LH.



63.052790

**Rustfrit håndpoleret hængsel.****Særdeles eksklusiv finish.****Større holdbarhed/styrke.****Mindre slør. 143 x 38 mm.**

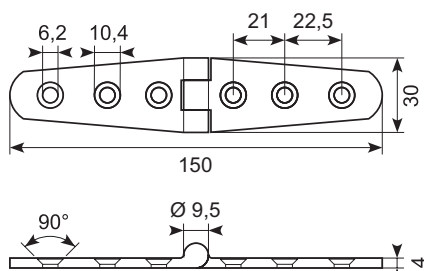
Stainless hand polished hinge. Very exclusive finish. Greater durability/strength. Less blur. 143 x 38 mm.



63.052730J

**Rustfrit støbt hængsel, AISI 316 SS.**

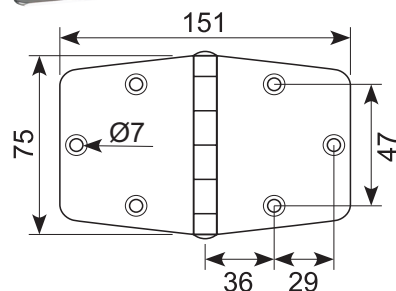
Stainless casted hinge, AISI 316 SS.



63.053530

**Højglanspoleret hængsel.****316 rustfrit, syrefast stål. Lever op til den bedste kvalitet på markedet.****Tykkelse: 2 mm.**

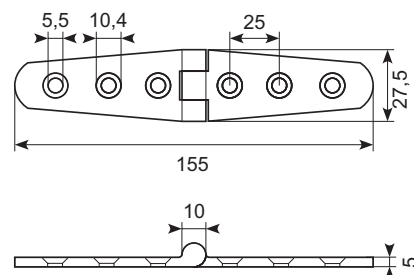
High-gloss polished hinge. 316 stainless, acid proof steel. Meets the best quality on the market. Thickness: 2 mm.



63.052730JX

**Rustfrit støbt hængsel, AISI 316.**

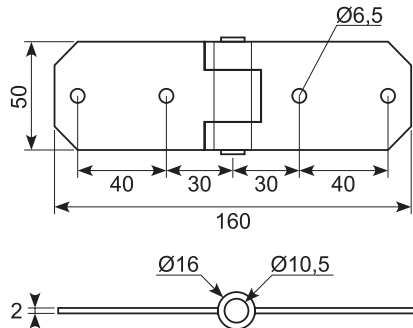
Stainless casted hinge, AISI 316.



50.DL1140

**Rustfrit hængsel til værktøjskasser. (304)**

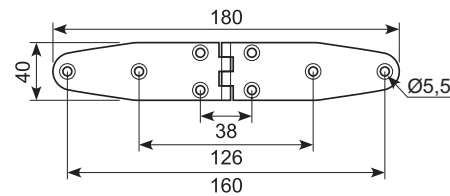
Stainless hinge for toolbox. (304)



63.053500J

**Rustfrit hængsel, AISI 316 SS.**

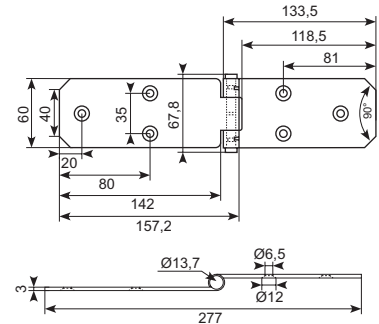
Stainless hinge, AISI 316 SS.



20.23233

**El-poleret rustfrit hængsel til værktøjskasser. (304)**

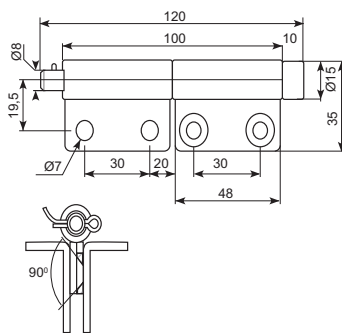

Toolbox hinge. Electro-polished stainless steel (304).



50.34131

**2-delt Rustfri Hængsel. Totallængde 120 mm, Totalbredde 53 mm**

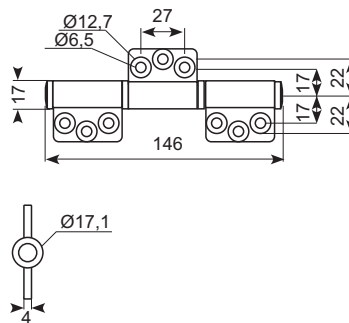

2-part Stainless hinge. Total length 120mm, Total wide estimated 53 mm



50.34130

**3-delt Rustfri Hængsel. Total længde 146mm, Total bredde 57mm.**

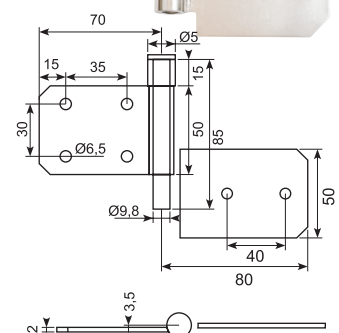

3-part Stainless hinge. Total length 146mm, Total wide 57mm



50.DL1130

**Rustfrit hængsel. (304)****Min. ordre: 500**

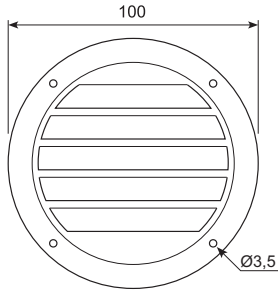
Stainless hinge. (304)

**Min. order: 500**

Vidste du, at vi har 3D-tegninger af mange af vores varer?  
Send os din forespørgsel på [BIBUS@BIBUS.dk](mailto:BIBUS@BIBUS.dk), og så hjælper vi dig videre.

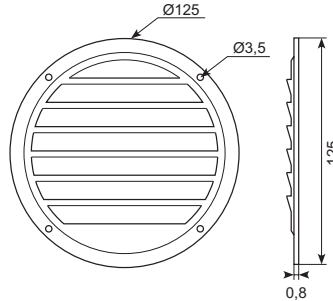
50.336304

**Syrefast ventilationsrist.**  
Acid-proof ventilation grid.



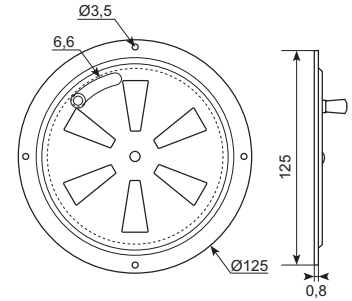
50.336305

**Syrefast ventilationsrist.**  
Acid-proof ventilation grid.



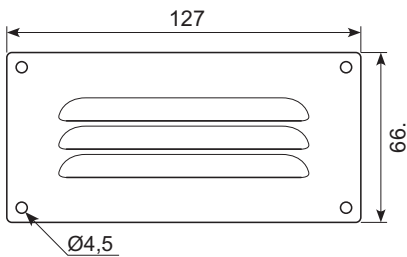
50.336315

**Syrefast ventilationsrist.**  
Acid-proof ventilation grid.



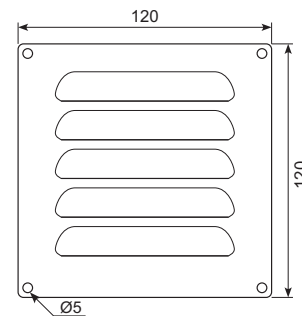
50.336401

**Syrefast ventilationsrist.**  
Acid-proof ventilation grid.



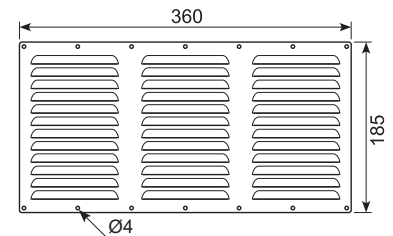

50.336402

**Syrefast ventilationsrist.**  
Acid-proof ventilation grid.



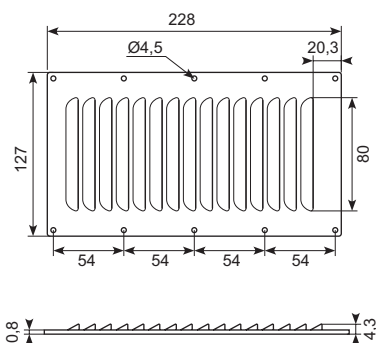

50.336404

**Syrefast ventilationsrist.**  
Acid-proof ventilation grid.



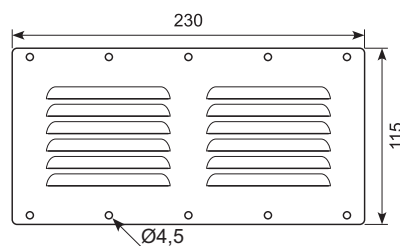
50.336405

**Syrefast ventilationsrist.**  
Acid-proof ventilation grid.



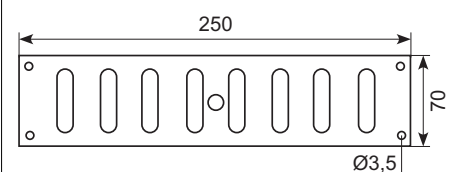
50.336403

**Syrefast ventilationsrist.**  
Acid-proof ventilation grid.



29.512

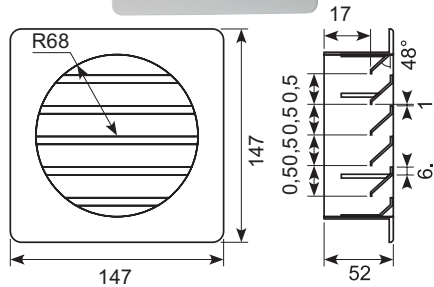
**Skydeventil, poleret aluminium.**  
Slide valve, polished aluminium.



## 50.10200-1A

Hvid ventilationsrist 147x147mm  
 Rør: Ø125 x 49 mm. PP materiale  
 Min. 1000

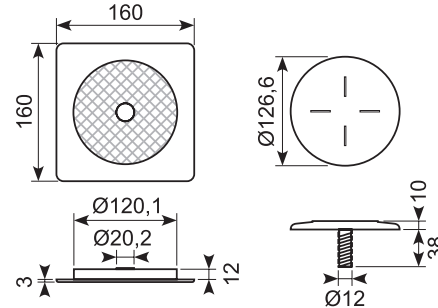
White PP ventilation grid. 147x147mm  
 Pipe: Ø125 x 49 mm. Min. 1000



## 50.10200-4AX

Hvid PP vent ventilationsdrejerist  
 med fluenet. Rør: Ø120 x 12 mm.

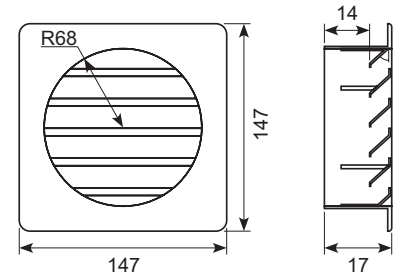
White PP turnable ventilation grid with fly  
 screen. Pipe: Ø120 x 12 mm.



## 50.10200-1B

Hvid PP ventilationsrist, 147 x 147 mm  
 Rør: Ø125 x 14 mm. Min. 1000

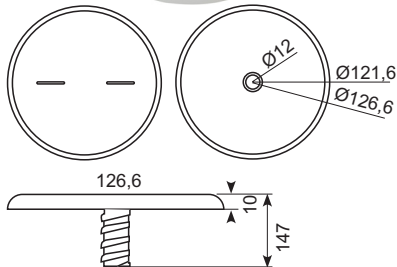
White PP ventilation grid, 147 x 147 mm  
 Pipe: Ø125 x 14 mm. Min. 1000



## 50.10200-4

Hvid PP ventilationsdrejerist,  
 Ø154 mm. Rør: Ø120 x 12 mm,  
 med fluenet. Min. 1000

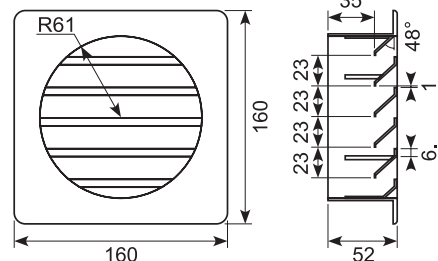
White PP turnable ventilation grid,  
 Ø154 mm. Pipe: Ø120 x 12 mm, with fly  
 screen. Min. 1000



## 50.10200-1AX

Hvid PP ventilationsrist.  
 Rør: Ø125 x 49 mm.

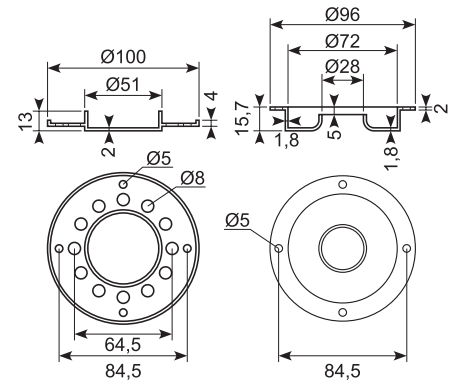

White PP ventilation grid.  
 Pipe: Ø125 x 49 mm.



## 50.12033S

Sort ABS udluftning.

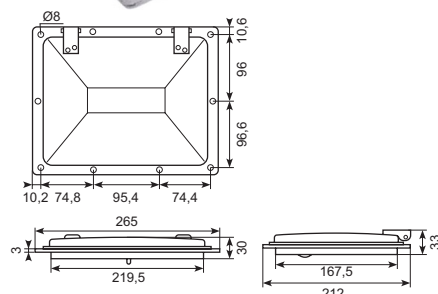
Black ABS venting.



## 29.128

Sort zinkstøbt statisk tagventilator  
 med solid top.

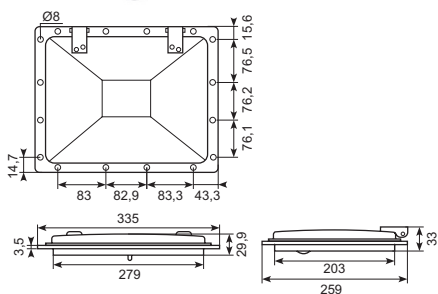
Black zinc cast static roof fan with solid  
 top.



## 29.130

Sort zinkstøbt statisk tagventilator  
 med solid top.

Black zinc cast static roof fan with solid  
 top.



## Selvroterende Flettner 2000

### Komplet med indvendig luftdiffusor

Complete with internal air diffuser

Varenummer Item no.:

**29.180115**

**29.180115A:** Adapter til Flettner 2000

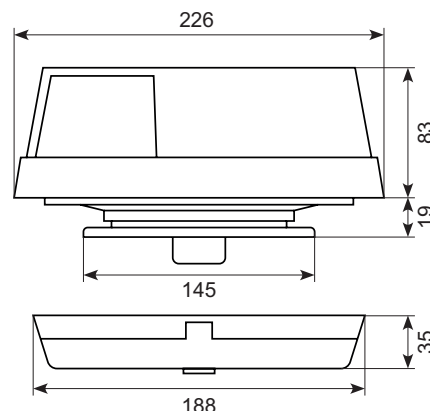
Tagåbning Roof opening: Ø103,5 mm

Højde Height: 102 mm

Luftvolumen Air volume: 0–200 m<sup>3</sup>



Adapter: 29.180115A



Vindhastighed Wind speed	Luftudsugningshastighed Air extraction rate	
km/h	m <sup>3</sup> /min	m <sup>3</sup> /h
16	0,23	13,8
32	0,54	32,4
48	0,84	50,4
64	1,16	69,6
80	1,48	88,8
96	1,79	107,4
112	2,13	127,8

## Selvroterende Flettner TCX-2

### Komplet med indvendig luftdiffusor

Complete with internal air diffuser

Varenummer Item no.:

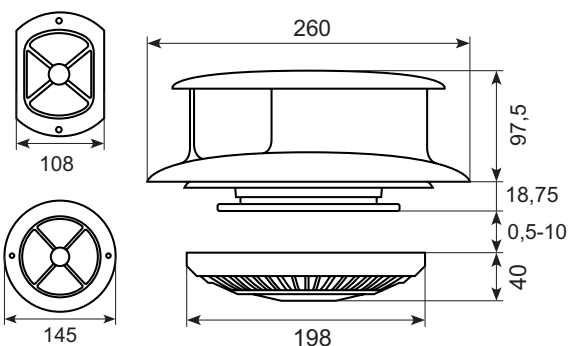
**29.180116:** Rund Round

**29.180117 \***: Oval

Tagåbning Roof opening: Ø98 mm

Højde Height: 97,5 mm

Luftvolumen Air volume: 0–200 m<sup>3</sup>



Vindhastighed Wind speed	Luftudsugningshastighed Air extraction rate	
km/h	m <sup>3</sup> /min	m <sup>3</sup> /h
16	0,52	30,7
32	1,05	62,9
48	1,64	98,6
64	2,28	137,3
80	2,89	173,3
96	3,56	214
112	4,21	253,1

## Selvroterende Flettner Slimline Ventilator

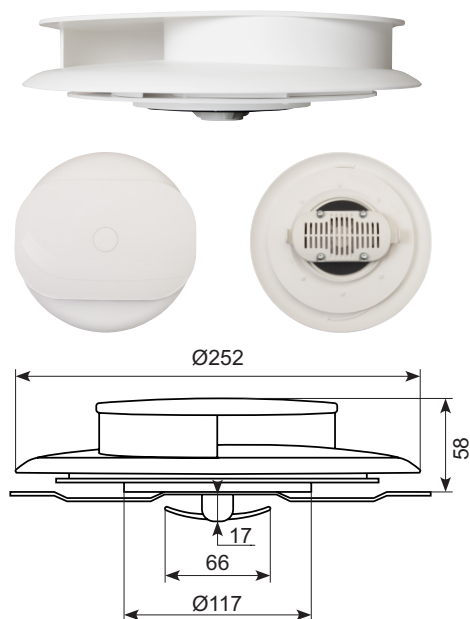
Varenummer Item no.:

29.180118: Hvid White

29.180119: Sort Black

29.180119A: Adapter til Flettner Slimline

Vindhastighed Wind speed	Luftudsugningshastighed Air extraction rate	
	km/h	m <sup>3</sup> /min
32	0,49	29,4
48	0,71	42,6
64	0,93	55,8
80	1,14	68,4
97	1,36	81,6
113	1,58	94,8



## Selvroterende Flettner 3000

**Komplet med indvendig luftdiffusor**

Complete with internal air diffuser

Varenummer Item no.:

**29.180105**

Flettner 3000 Ø 226 mm sort Standard

**29.180100**

Flettner 3000 Ø 226 mm hvid Standard

Tagåbning Roof opening: Ø110 mm

Højde Height: 105 mm

Luftvolumen Air volume: 0-230 m<sup>3</sup>

NYHED  
**FLETTNER  
3000**

Vindhastighed Wind speed	Luftudsugningshastighed Air extraction rate	
	km/h	m <sup>3</sup> /min
16	0,69	41,5
32	0,91	54,5
48	1,17	70
64	1,52	91
80	1,75	105
97	2,18	130,5
113	2,31	138,5



# Ventilationskatalog

Vores ventilationskatalog indeholder et bredt udvalg af vores ventilatorer. Derudover finder du også varmere, blæsere og vandpumper i kataloget.

Find det på vores hjemmeside **bibus-sindby.dk**

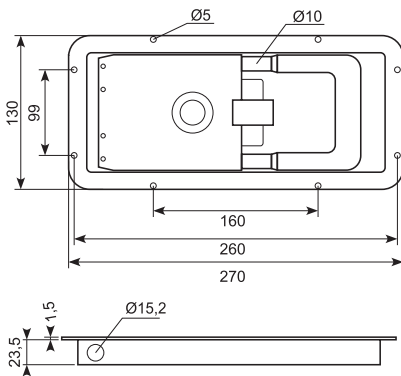
Our ventilation catalog contains a wide range of our fans. In addition, you will also find heaters, blowers and water pumps in the catalogue.

Find it on our website **bibus-sindby.dk**

50.DL2130

**Indbygningslukker. Ø15 Rustfri Incl. top og bundstykke(ikke ens) + 2 gribere**

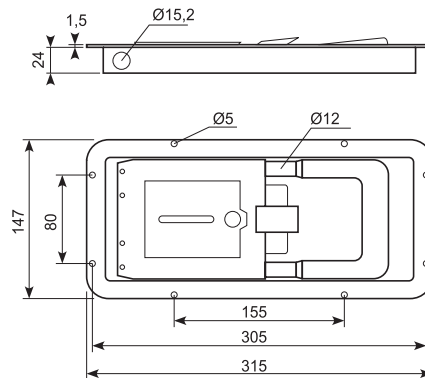

Stainless mounting fasteners incl. top and bottom part 5092+5091. Ø15 In total 2 sets.



50.DL2120

**Rustfri Ø15 indbygningslukker. Inkl. top og bundstykke. Højde: 25,5 mm.**

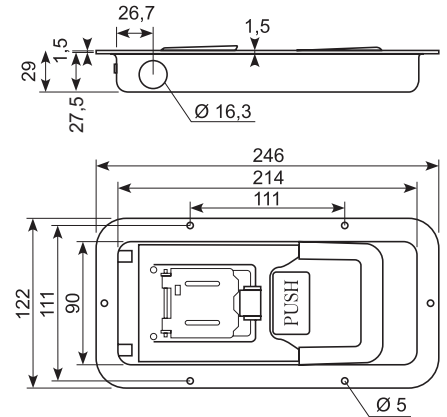
Stainless Ø15 recessed lock. Incl. top and bottom part. Height: 25,5 mm.



50.DL2200-2

**Rustfri Ø16 lukker i skål. Ekskl. modhold. Brug evt. 5091/5092/5093/5094.**

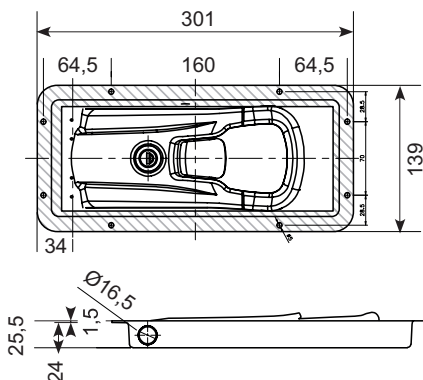
Stainless Ø16 recessed lock. Without catch plate. Use 5091/5092/5093/5094.



50.CH16C03-SS

**Rustfri Ø16 lukker i skål 139x301mm Dybde 25.5mm plade 1.5mm Indbygning 24mm Ekskl. modhold Ens lukkende kode 8**

Stainless Ø16 recessed lock 109x301mm Depth 25.5mm plate 1.5mm Build down 24mm exclusive keeper & cam

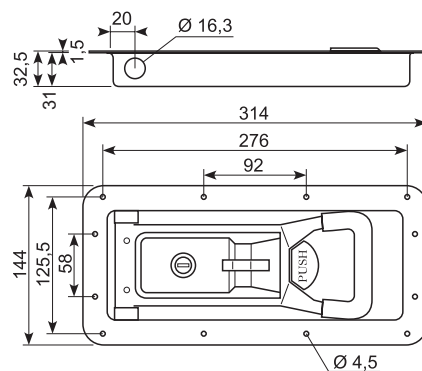


50.DL2190-2

**Rustfri Ø16 indbygningslukker. Ekskl. modhold. Brug evt. 5091/5092/5093/5094. Min ordre 50 stk.**

Stainless Ø16 recessed lock. Without catcher. Use 5091/5092/5093/5094.

Min order 50 pcs.

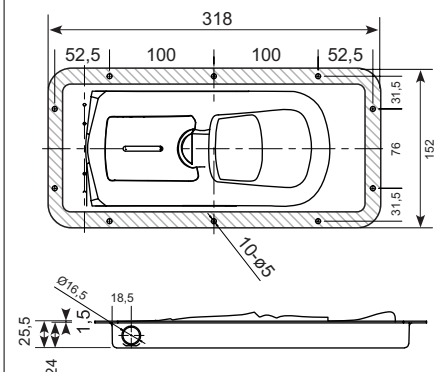


50.CH16C07-A

**Rustfri Ø16 lukker i skål 152x318mm Dybde 25.5mm, plade 1.5mm Indbygning 24mm Ens lukkende, Ekskl. modhold**

Stainless Ø16 recessed lock 152x318mm Depth 25.5mm plate 1.5mm Build down 24mm

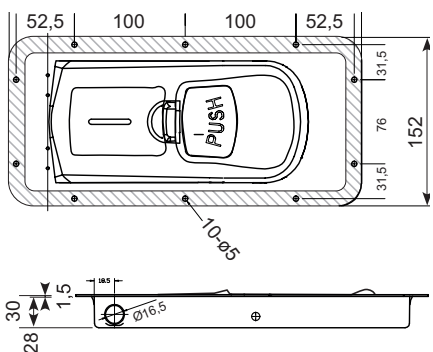
Same key, excl. catch plate 28.5mm exclusive keeper & cam



50.CH16C07B-SS

Rustfri Ø16 lukker i skål 152x318mm  
 Dybde 30.0mm, plade 1.5mm  
 Indbygning 28.5mm  
 Enslukkende, Ekskl. modhold

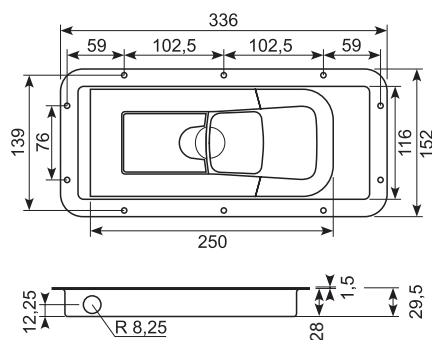
Stainless Ø16 resessed lock 152x318mm  
 Depth 30.0mm, plate 1.5mm  
 Build down 28.5mm  
 Same key, excl. catch plate



50.DL2600-2

Rustfri Ø16 indbygningslukker.  
 Indbygningsdybde: 28 mm.

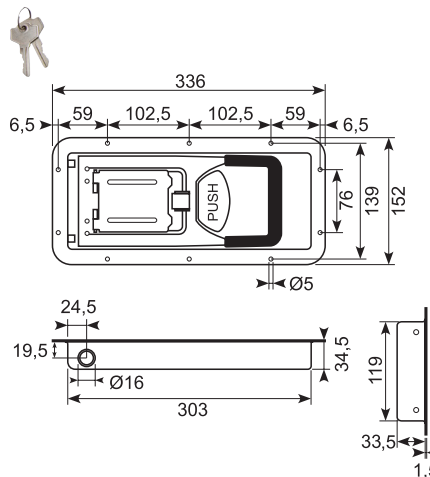
Stainless Ø16 recessed lock.  
 Installation depth: 28 mm.



50.DL2121-2

Indbygningslukker. Ø16 Rustfri  
 Uden top og bundstykke  
 Center 19.5 under flange incl.  
 fjeder+nitter+plastbøsninger

Stainless resessed lock exclusive  
 cam+keeper Center 19.5 under flange  
 incl.spring+rivers+plastic bushes. Ø16

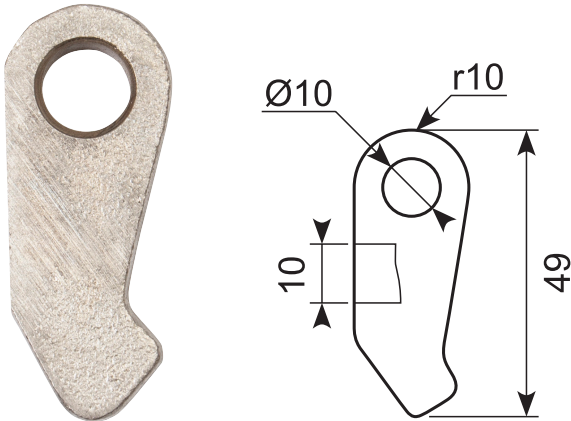


Indbygningslåse til lastbiler



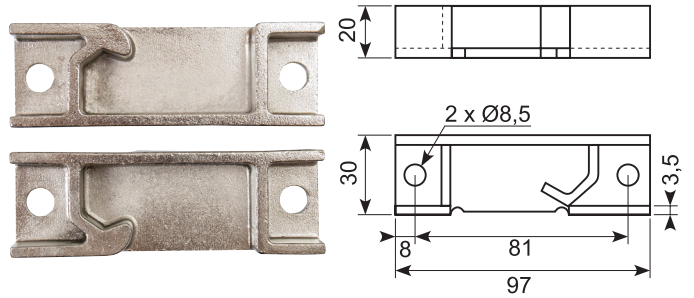
50.DL5091-2

**Rustfri tunge.**  
Stainless cam.



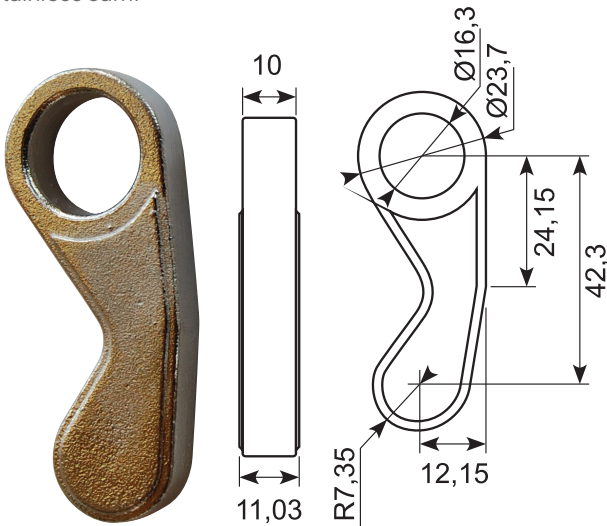
50.DL5092-2

**Rustfri keepersæt. Top og bund.**  
**Husk tunge: 50.DL5091-2.**  
Stainless keepers. Top and bottom.  
Remember cam: 50.DL5091-2



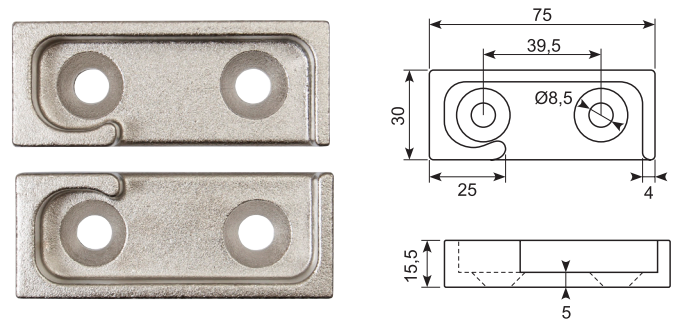
50.DL5094-2

**Rustfri tunge.**  
Stainless cam.



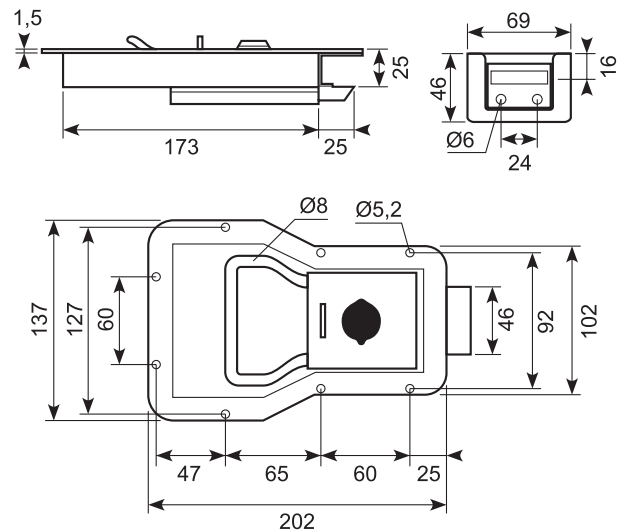

50.DL5093-2

**Rustfri keepersæt. Top og bund.**  
**Husk tunge: 50.DL5094-2.**  
Stainless keepers. Top and bottom.  
Don't forget cam: 50.DL5094-2.



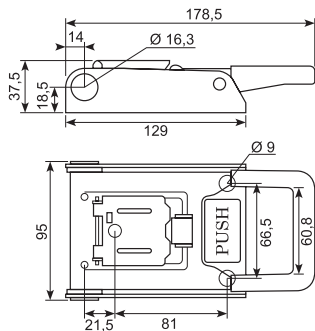
50.DL2140

**Rustfri indbygningslukker. Enslukkende, kode A.**  
**50.DL2140E: Forskellige koder. Enslukkende i sæt á 10 stk.**  
Stainless recessed lock. Same key code, code A.  
50.DL2140E: Different codes. Same key code, set of 10 pcs.



## 50.DL2210-2

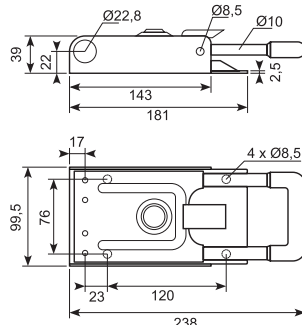
Rustfri Ø16 påbygningslukker.  
Stainless Ø16 build-on lock.



## 50.DL2020

Rustfri Ø22 påbygningslukker.  
Forskellige nøglekoder.

Stainless Ø22 build-on lock. Different key codes.

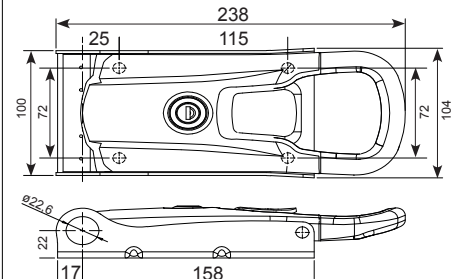


## 50.CH22A03-SS

Rustfri Ø 22 påbygnings lukker,  
238x104mm Højde 40mm

Enslukkende.

Stainless Ø 22 Ø 22 Ø 22 build-on lock,  
238x104mm Height 40mm. Same key  
cod

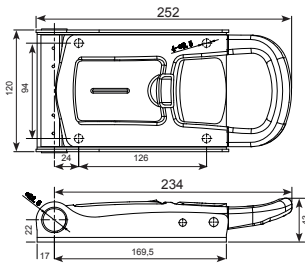


## 50.CH22A09-SS

Rustfri Ø 22 påbygningslukker,  
252x120mm Højde 43mm

Enslukkende.

Stainless Ø 22 build-on lock, 252x120mm  
Height 41mm. Same key code.

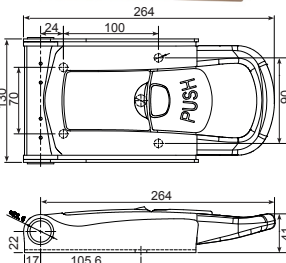


## 50.CH22A07-SS

Rustfri Ø 22 påbygningslukker,  
264x130mm Højde 41mm

Enslukkende.

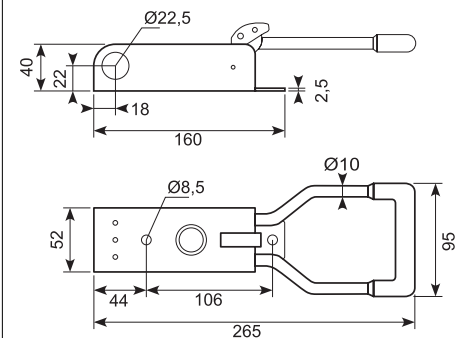

Stainless Ø 22 build-on lock, 264x130mm  
Height 41mm.  
Same key code.



## 50.DL2050SS

Rustfri Ø22 lukker.

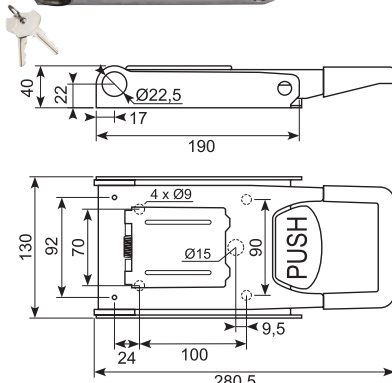
Stainless Ø22 build-on lock.



## 50.DL2160

Rustfri Ø22 påbygningslukker.

Stainless Ø22 build-on lock.

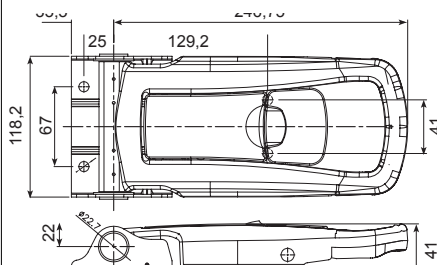


## 50.CH22A02-SS

Rustfri Ø 22 påbygningslukker,  
282.25x118.2mm Højde 41mm

Enslukkende.

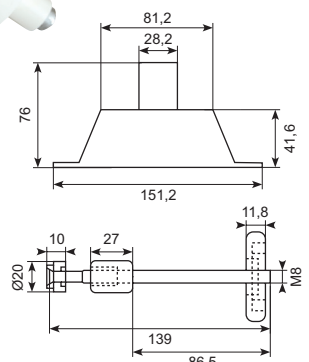
Stainless Ø 22 build-on lock,  
282.25x118.2mm Height 41mm  
Same key code.



## 50.DL2162-2

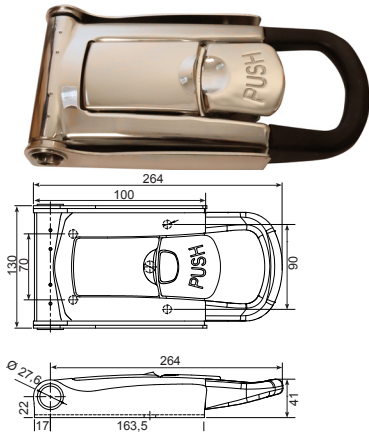
Indvendig åbningsmekanisme til  
bl.a. 50.DL2121-2. **Min ordre 50 stk.\***

Inside opening mechanism for, among  
others, 50.DL2121-2. **Min order 50 pcs.**



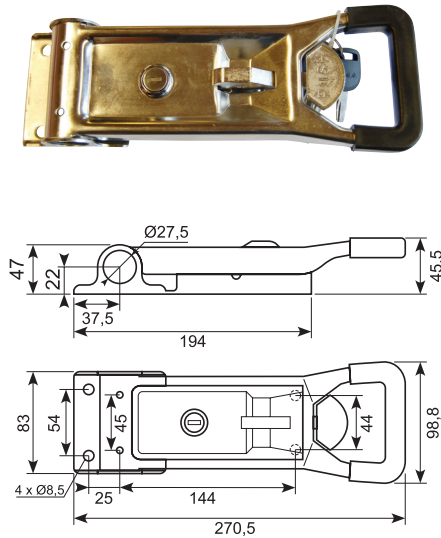
50.CH27A07-SS

**Rustfri påbygnings lukker Ø 27, 264x130mm Højde 41mm. Enslukkende. Panic åbner er et tilkøb.**  
Stainless build-on lock Ø 27, 264x130mm Height 41mm. Same key code. Panic opener is an optional add-on.



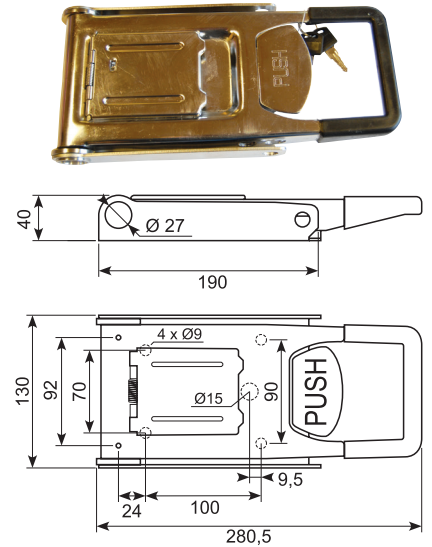
50.DL2170

**Rustfri påbygningslukker.**  
Stainless build-on lock.



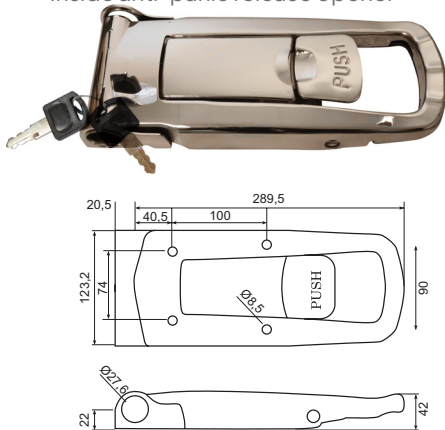
50.DL2165-2

**Rustfri påbygningslukker.**  
Stainless build-on lock.



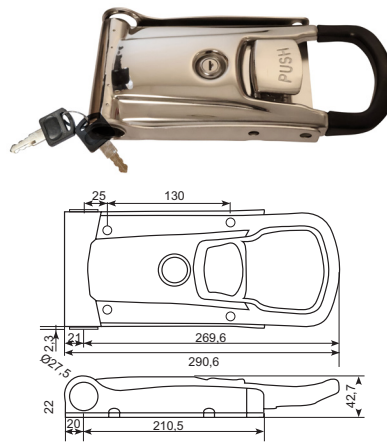
50.CH27A02-SS

**Rustfri Ø27. Påbygninglukker 310x123.2mm Højde 42mm. Tilkøb 50.CHAPR01 indiv. anti-panikåbner**  
Stainless build-on lock Ø 27, 310x123.2mm Height 42mm  
Same key code. Add-on: 50.CHAPR01 - Inside anti-panic release opener



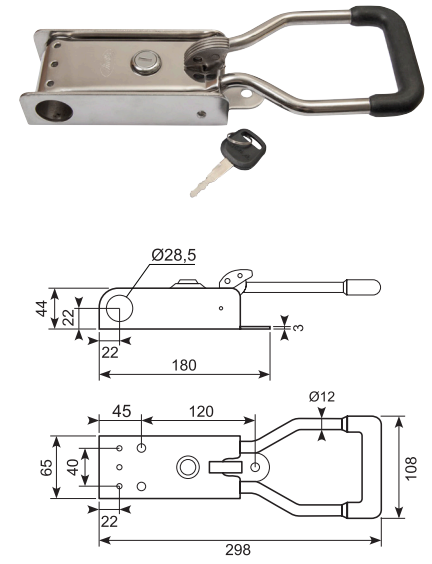
50.CH27A03-SS

**Rustfri påbygningslukker Ø 27, 290.6x124mm Højde 42.7mm Enslukkende**  
Stainless build-on lock Ø 27, 290.6x124mm Height 42.7mm  
Same key code



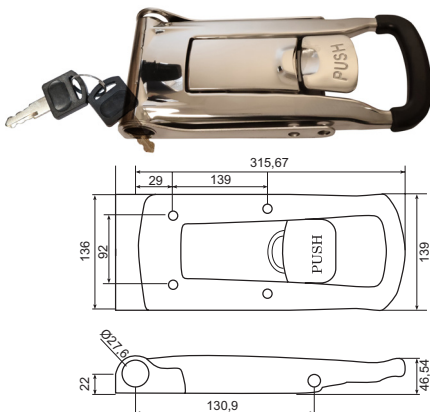
50.DL2040

**Rustfri lukker.**  
Stainless build-on lock.



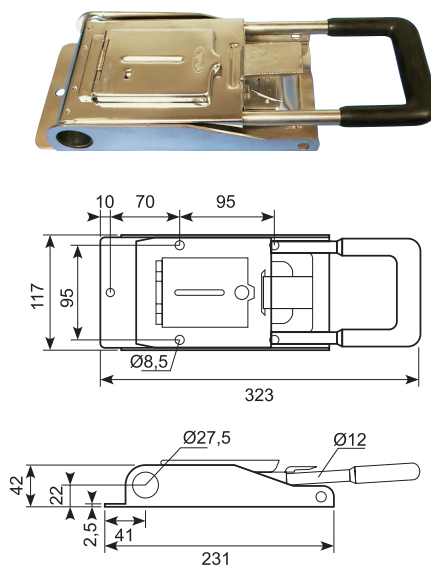
50.CH27A06-SS

**Rustfri påbygningslukker Ø 27, 315.67x136mm Højde 46.54mm Enslukkende, Tilkøb: 50.CHAPR01 - Indv. anti-panic åbner**  
Stainless build-on lock Ø 27, 315.67x136mm Height 46.54mm  
Same key code. Add-on: 50.CHAPR01 - Inside anti-panic release opener



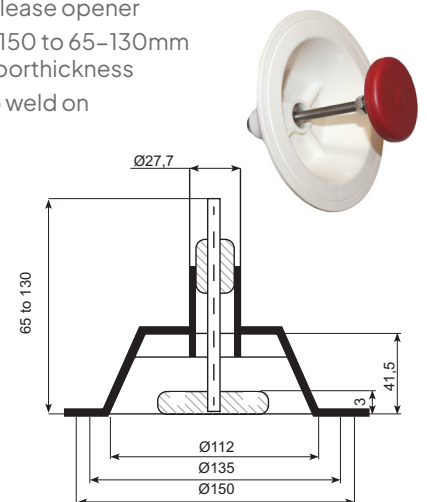
50.DL2010

**Rustfri påbygningslukker.**  
Stainless build-on lock.



50.CHAPR01

**Indv. anti-panic åbner. Ø150 til 65-130mm døre til påsvejsning**  
Inside anti-panic release opener Ø150 to 65-130mm doorthickness to weld on

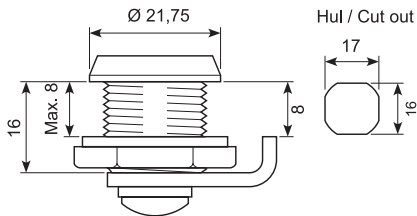


50.CH22A02-SS  
50.CH22A07-SS  
50.CH27A02-SS  
50.CH27A06-SS  
50.CH27A07-SS

50.DL2130-2K

**Nøglekit til lås 50.DL2050. Rustfri cylinder. Med 2 nøgler.**

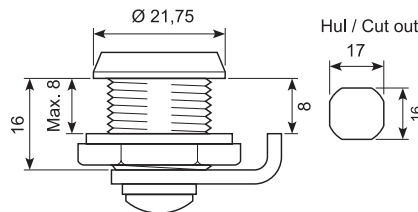
Key kit for lock **50.DL2050**. Stainless cylinder. With 2 keys.



50.DL2130-2KX

**Nøglekit til lås 50.DL2050. Enslukkende. Med 2 nøgler. Rustfri cylinder.**

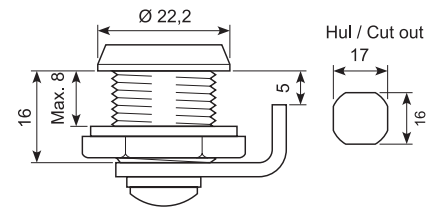
Key kit for lock **50.DL2050**. Same key code. With 2 keys. Stainless cylinder.



50.DL2050-2K

**Nøglekit til lås 50.DL2050. Med 2 nøgler. Rustfri cylinder.**

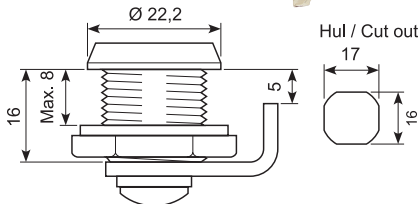
Key kit for lock **50.DL2050**. With 2 keys. Stainless cylinder.



50.DL2050-2KX

**Løs nøglekit til 50.DL2050. Enslukkende. Låsecylinder og 2 nøgler. Samme cylinder som 2130 og 2140.**

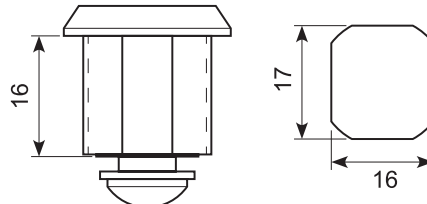
Key kit for **50.DL2050**. Same key code. Lock cylinder and 2 keys. The same cylinder as 2130 and 2140.



50.DL2120-2KX

**Nøglekit med nøgler, cylinder og cam. Enslukkende kode. Forkrøbbet tunge. Min ordre 100 stk.**

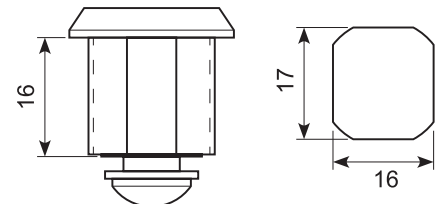
Key kit with keys, cylinder and cam. Same key code. Cranked cam. **Min ordre 100 pcs.**



50.DL2120-2K

**Nøglekit med nøgler, cylinder og cam. Forkrøbbet tunge. Forskellige nøglekoder.**

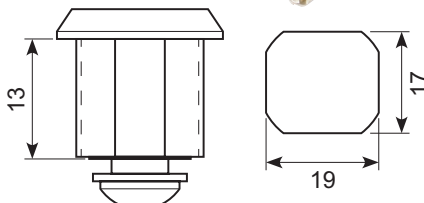
Key kit with keys, cylinder and cam. Cranked cam. Different key codes.



50.DL2600-2K

**Nøglekit med nøgler, cylinder og cam. Forskellige nøglekoder.**

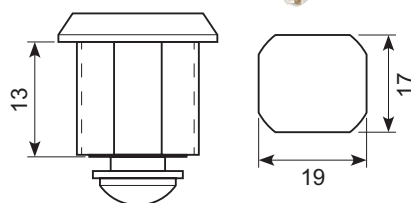
Key kit with keys, cylinder and cam. Different key codes.



50.DL2600-2KX

**Nøglekit med nøgler, cylinder og cam. Enslukkende.**

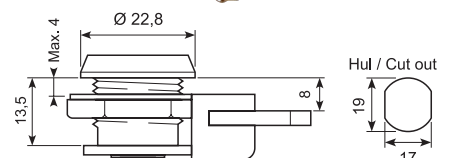
Key kit with keys, cylinder and cam. Same key code.



50.DL2160-2K

**Nøglekit med nøgler, cylinder og cam. Forskellige nøglekoder**

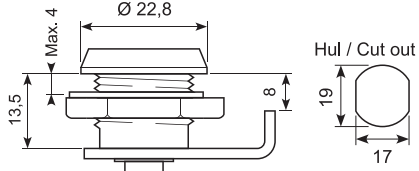
Key kit with keys, cylinder and cam. Different keycodes.



## 50.DL2200-2KX

**Nøglekit med nøgler, cylinder og cam. Enslukkende.**

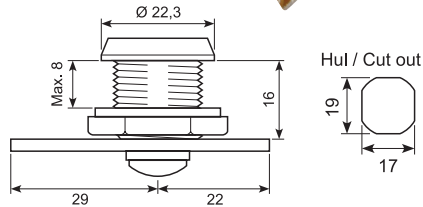
Key kit with keys, cylinder and cam.  
Same key code.



## 50.DL2140K

**Nøglekit til 50.DL2140. Med cylinder og 2 nøgler.**

Key kit for 50.DL2140.  
With lock cylinder and 2 keys.



## 50.DL2050F

**Fjeder - reservedel. Til 50.DL2050SS.**

Spring - sparepart for 50.DL2050SS.



## 50.DL2050P

**Plasthætte til lås.**

Plastic cover for lock.



## 50.DL2050R

**Løs nitte til 50.DL2050SS.**


Rivet for 50.DL2050SS.



## 50.DL2050-2Keeper

**Bundplade med cam/fjeder til 50.DL2050SS.**

Base plate with cam/spring for 50.DL2050SS.



## 50.DL2160-2SP

**Fjeder til 50.DL2160. Ø12x90mm**

Min ordre 25 stk.

Spring for 50.DL2160. Ø12x90mm

Min order 25 pcs.



## 50.DL2200-2SP

**Fjeder til 50.DL2200-2. Ø8,7x55mm**


Spring for 50.DL2160. 8,7x55mm



## 50.DL3031-2

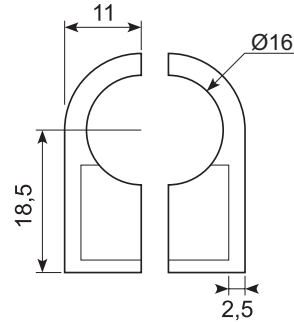
Rustfri spændeclamp.  
Passer til PVC-indsats  
50.DL3150-2.

Stainless locking clamp.  
Fits PVC insert 50.DL3150-2.



## 50.DL3150-2

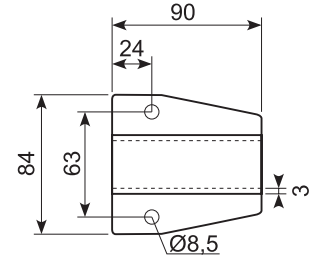
PVC-indsats.  
PVC insert.



## 50.DL3020

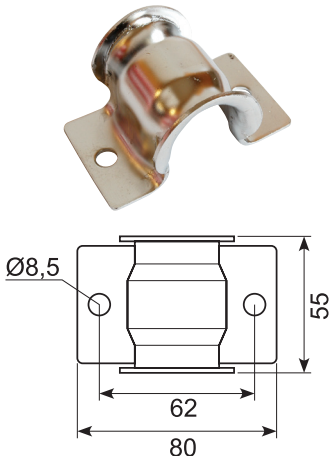
Rustfri spændeclamp.  
Til Ø27 mm rør - direkte montering.  
Bruges ofte over lås. **Min ordre 50 stk.**

Stainless clamp for fastening.  
For Ø 27 mm pipe - direct mounting.  
Often used over lock. **Min order 50 pcs.**



## 50.DL3030SS

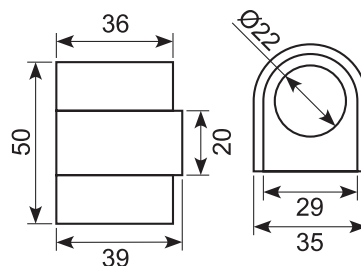
Rustfri spændeclamp. Passer til:  
50.DL3070: Ø 22 mm indsats og  
50.DL3060: Ø 27 mm indsats.  
Stainless tube clamp/pipe retainer.  
Fits: 50.DL3070: Ø 22 mm insert and  
50.DL3060: Ø 27 mm insert.



## 50.DL3070

PVC indsats til spændeclamp.  
Passer til spændeclamp  
50.DL3030SS.

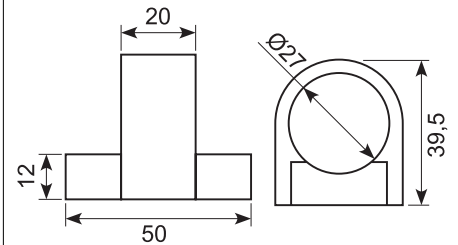
PVC insert for clamp.  
Fits clamp 50.DL3030SS



## 50.DL3060

PVC indsats. Passer til spændeclamp  
50.DL3030SS.

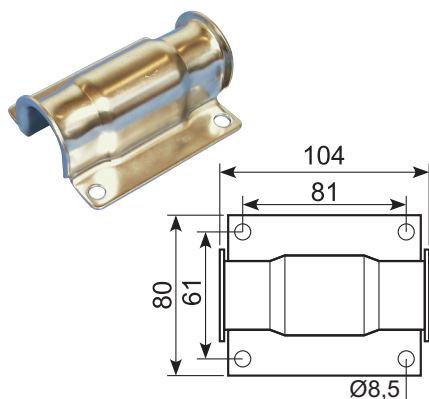
PVC insert. Fits clamp 50.DL3030SS.



## 50.DL3010

Rustfri spændeclamp. Lang model.  
Passer til:  
50.DL3050: Ø 22 mm indsats og  
50.DL3040: Ø 27 mm indsats.

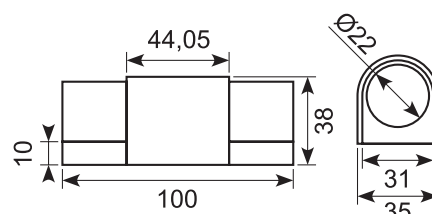

Stainless clamp for fastening.  
Long version. Fits:  
50.DL3050: Ø 22 mm insert and  
50.DL3040: Ø 27 mm insert.



## 50.DL3050

PVC indsats til spændeclamp.  
Passer til lang spændeclamp  
50.DL3010.

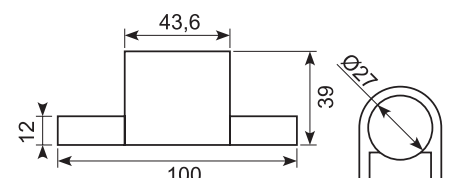

PVC insert for clamp. Fits long clamp  
50.DL3010.



## 50.DL3040

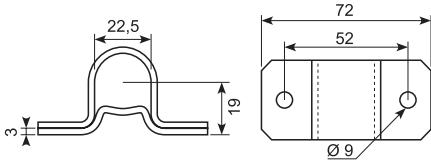
PVC indsats, lang model.  
Passer til spændeclamp 50.DL3010.

PVC insert, long version.  
Fits clamp 50.DL3010.



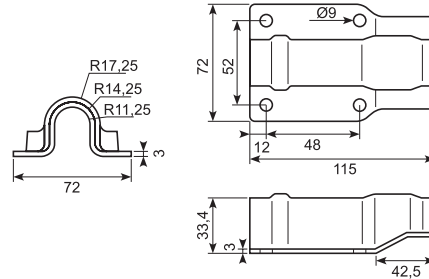
50.DL3075-2

**Rustfri clamp til Ø22 mm.**  
Stainless clamp for Ø22 mm.



50.DL3065-2

**Rustfri clamp til Ø22 mm.**  
Stainless clamp for Ø22 mm.



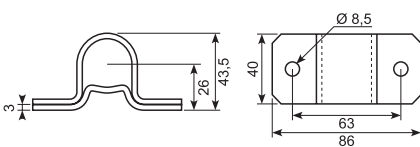
50.DL3145-2

**PVC-underlag til Ø22 mm.**  
**Hulstørrelse: Ø9 mm.**  
PVC base for Ø22 mm.  
Hole size: Ø9 mm.



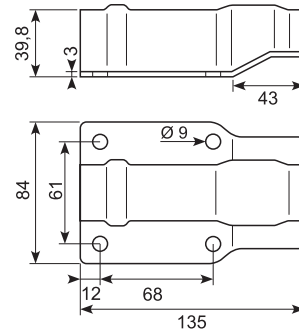
50.DL3070-2

**Rustfri clamp til Ø27 mm.**  
Stainless clamp for Ø27 mm.



50.DL3060-2

**Rustfri clamp til Ø27 mm.**  
Stainless clamp for Ø27 mm.



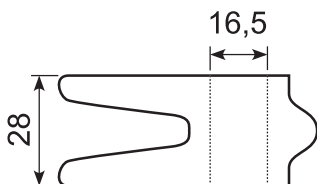
50.DL3140-2

**PVC-underlag til Ø27 mm.**  
**Hulstørrelse: Ø9 mm.**  
PVC base for Ø27 mm.  
Hole size: Ø9 mm.



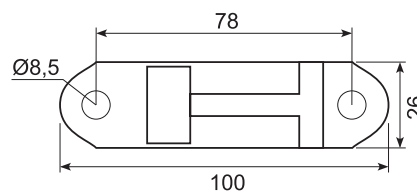

50.DL5082


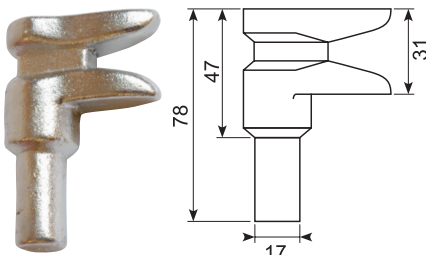
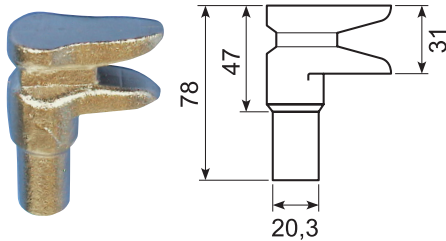
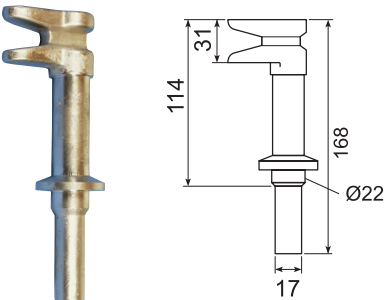
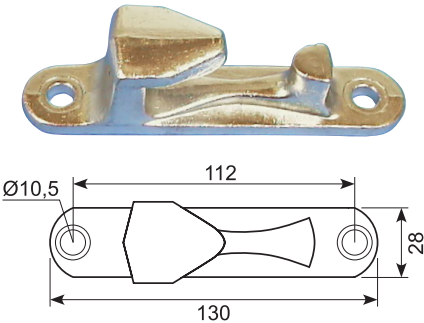
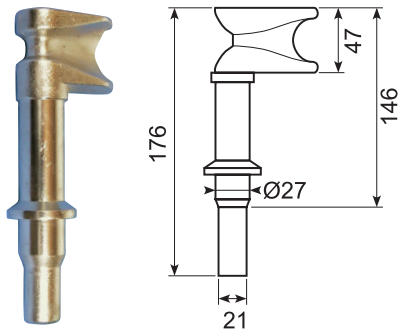
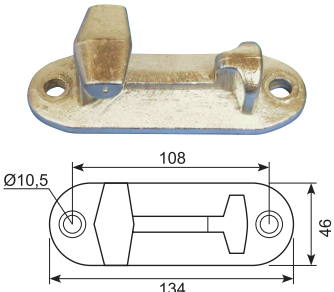
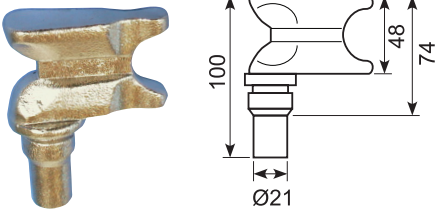
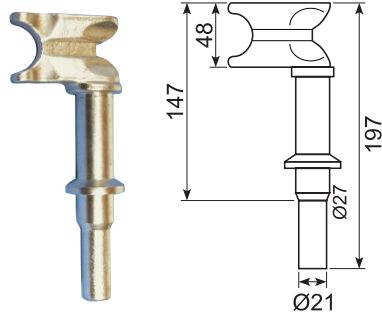
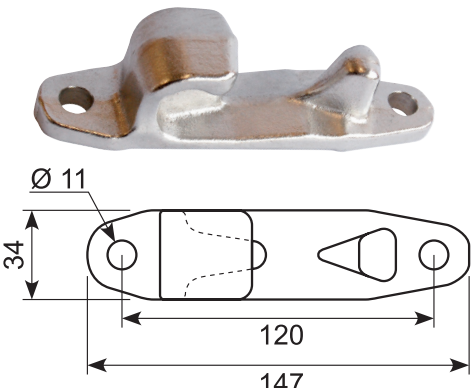
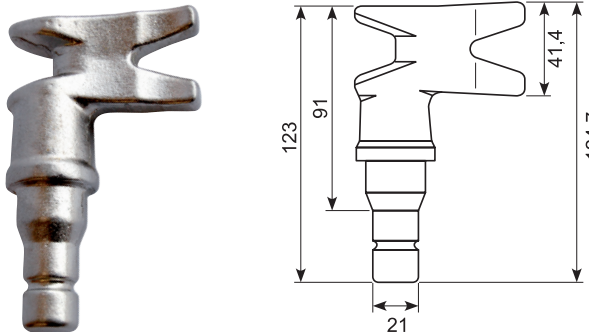
**Rustfri griber.**  
**Passer til 50.DL5081.**  
Stainless hook / cam. Fits 50.DL5081.



50.DL5081

**Rustfri Ø16 fodplade.**  
**Passer til 50.DL5082.**  
Stainless Ø16 foot plate/keeper.  
Fits 50.DL5082

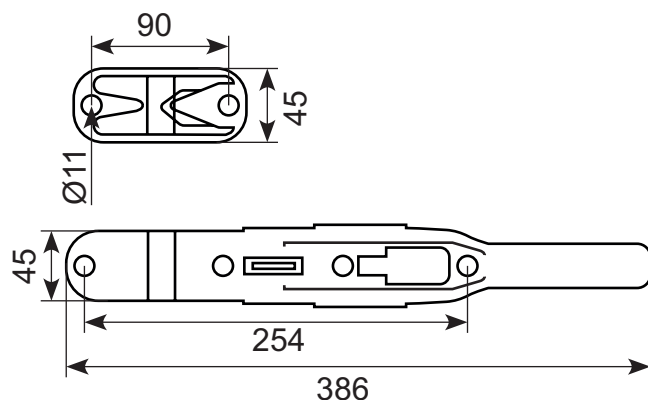



50.DL5051SS	50.DL5071SS	50.DL5052
<p><b>Rustfrit fodstykke med to huller. Passer til griber 50.DL5071SS.</b> Stainless keeper with two holes. Fits cam 50.DL5071SS.</p> 	<p><b>Rustfri griber til påsvejsning. Kort model. Tap ca.: 17,5 mm. Til Ø22 mm rør. Passer til fodstykke 50.DL5051SS.</b> Stainless cam for welding. Short version. Tap: 17,5 mm. For Ø22 mm pipe. Fits base 50.DL5051SS.</p> 	<p><b>Rustfri griber, kort model. Passer til fodstykke 50.DL5051.</b> Stainless cam. Short version. Fits base plate 50.DL5051.</p> 
50.DL5061	50.DL5031	50.DL5032
<p><b>Rustfri griber til påsvejsning. Lang model. Passer til fodstykke 50.DL5051SS.</b> Stainless cam for welding. Long version. Fits base plate 50.DL5051SS.</p> 	<p><b>Rustfri fodplade. Passer til griber 50.DL5032.</b> Stainless base plate/keeper. Fits cam 50.DL5032.</p> 	<p><b>Rustfri griber, lang model. Passer til fodstykke 50.DL5031.</b> Stainless hook/cam. Fits base plate 50.DL5031.</p> 
50.DL5011	50.DL5021	50.DL5012
<p><b>Rustfri fodplade, heavy duty. Passer til kort griber 50.DL5021 og lang griber 50.DL5012.</b> Stainless base plate, heavy duty. Fits short cam 50.DL5021 and long cam 50.DL5012.</p> 	<p><b>Rustfri griber, heavy duty. Kort model. Passer til fodstykke 50.DL5011.</b> Stainless hook, heavy duty. Short version. Fits base plate 50.DL5011.</p> 	<p><b>Rustfri griber, heavy duty. Lang model. Passer til fodstykke 50.DL5011.</b> Stainless hook, heavy duty. Long version. Fits base plate 50.DL5011.</p> 
50.DL5101-2		50.DL5102-2
<p><b>Rustfri fodplade.</b> Stainless base plate/keeper.</p> 		<p><b>Rustfri griber. Ø27 / Ø21 mm. Husk fodplade 50.DL5101-2.</b> Stainless hook. Ø27 / Ø21 mm. Don't forget base plate 50.DL5101-2.</p> 

50.161090

**Galvaniseret trailer-dørlås, Ø16. Komplet sæt.**

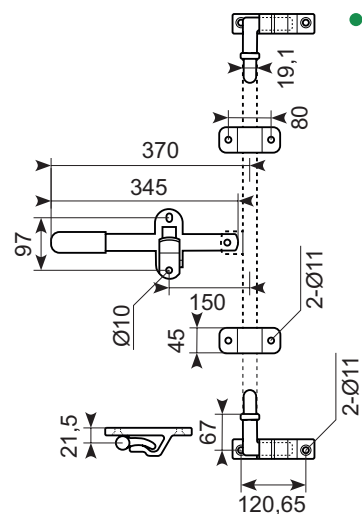

Zinc plated trailer door lock, Ø16. Complete set.



50.161190

**Galvaniseret containerlås for 27 mm stang. Komplet, uden stang. Med 4 rørholdere.**

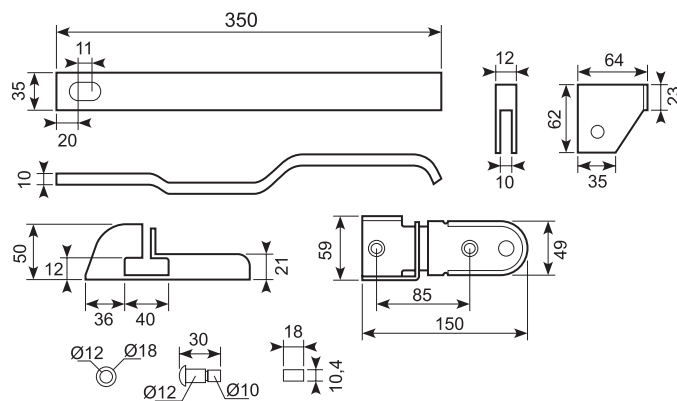
Zinc plated rod lock for 27 mm rod. Complete, excl. rod. With 4 rod holders.



50.DL2090

**Rustfri lukker til påsvejsning.**

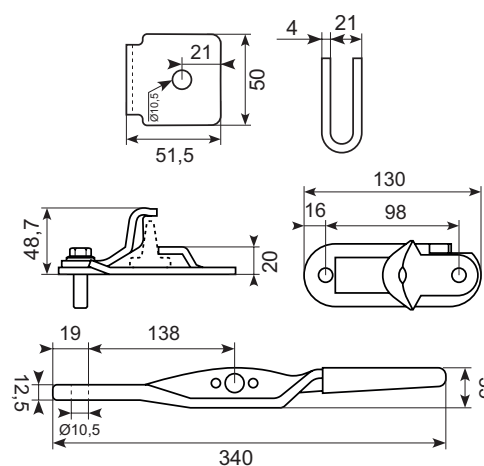
Stainless fasteners for welding.



50.DL2240-2

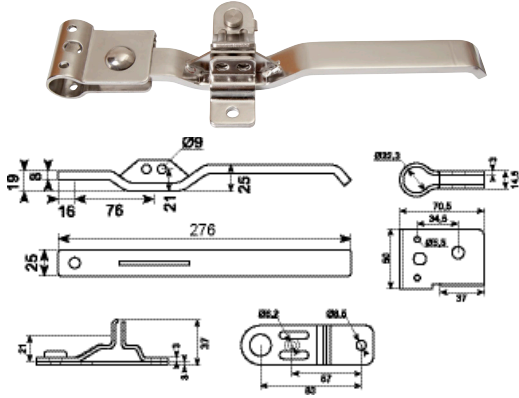
**Rustfrit håndtag til påsvejsning.**

Stainless handle for welding.



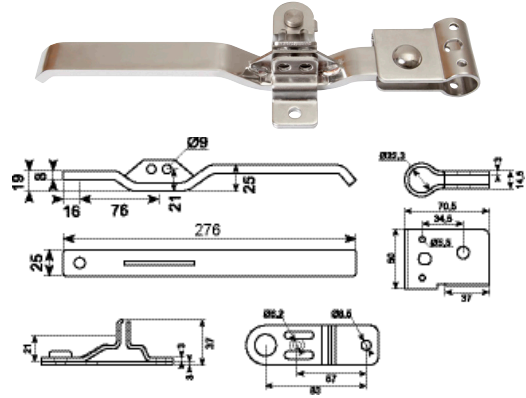
50.DL2220-2R

**Rustfrit håndtag Ø22. Højrenittet.**  
Stainless handle Ø22. Right riveted.



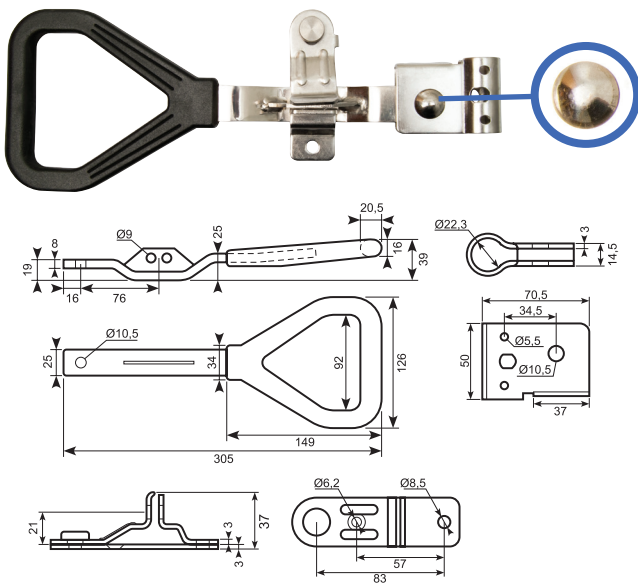
50.DL2220-2L

**Rustfrit håndtag Ø22. Venstrenittet.**  
Stainless handle Ø22. Left riveted.



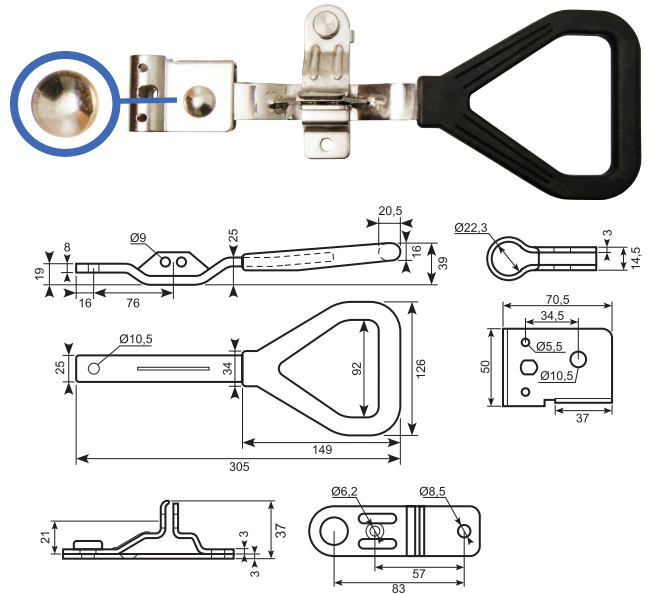
50.DL2225-2L

**Rustfrit håndtag, Ø22 mm. Venstrenittet.**  
Stainless handle. Ø22 mm. Left riveted.



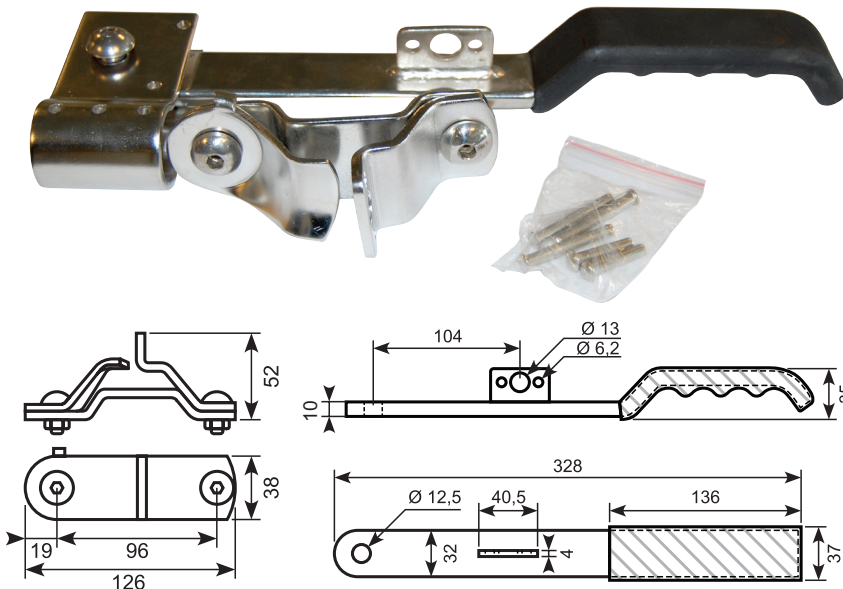
50.DL2225-2R

**Rustfrit håndtag, Ø22 mm. Højrenittet.**  
Stainless handle, Ø22 mm. Right riveted.



50.DL2100-2L

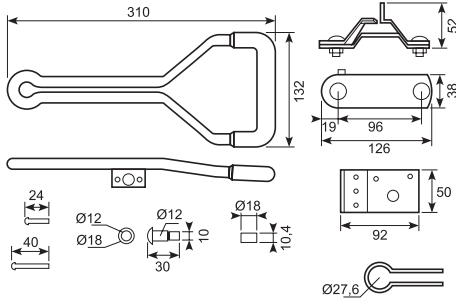

**Rustfri lukker med nylon håndtag. Ø22 mm ring.**  
Stainless steel shutter with nylon handle. Ø22 mm ring.



50.DL2110

**Rustfri lukker. Ø27**

Stainless fastener. Ø27



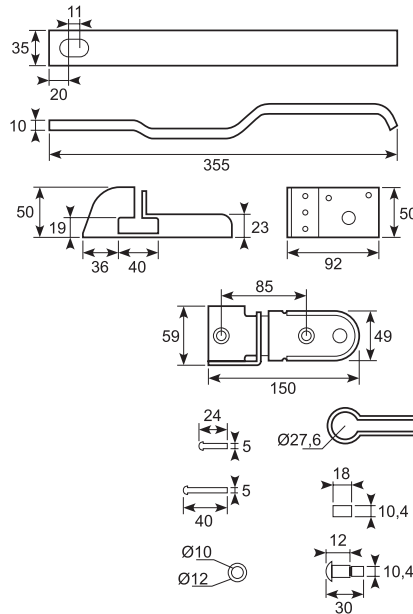
50.DL2080

**Rustfrit håndtag. Ø27**

Min ordre 25 stk.

Stainless handle. Ø27

Min order 25 pcs.



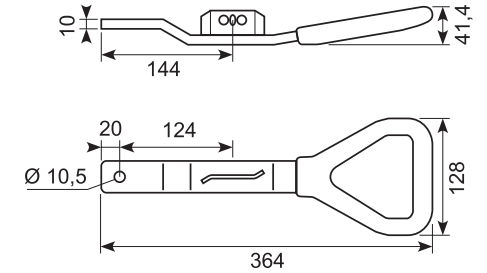

50.DL2150-2

**Rustfrit håndtag, Ø27 mm.**

Min ordre 25 stk.

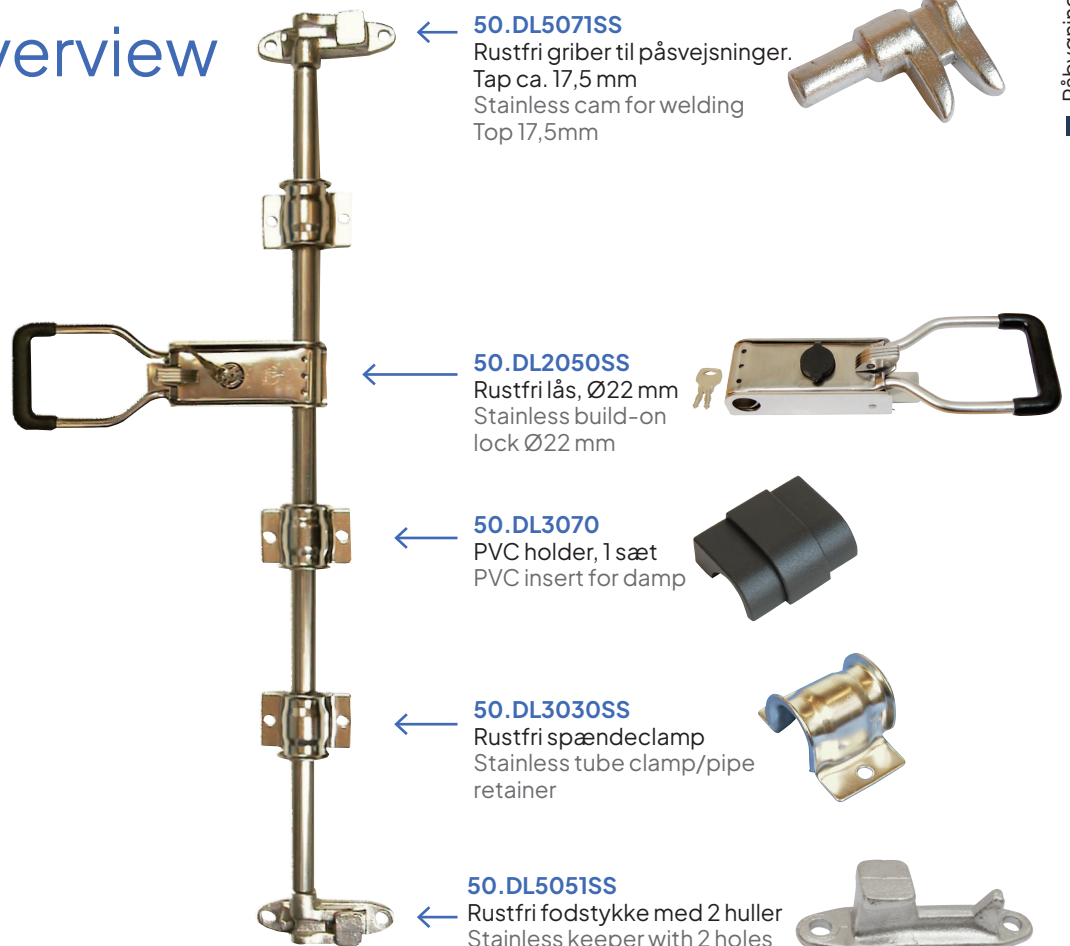
Stainless handle, Ø22,7 mm.

Min order 25 pcs.



## Stanglås oversigt

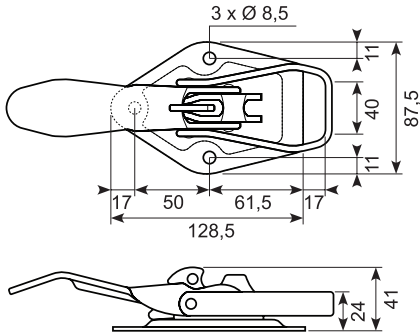
### Rod latch overview



50.1023J

**Galvaniseret hægtelukker med fjederpal.**

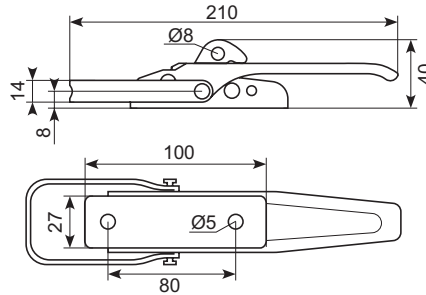
Zinc plated fasteners with spring catch.



50.1025J

**Galvaniseret hægtelukker med fjederpal. Modhold: 50.1025JB**

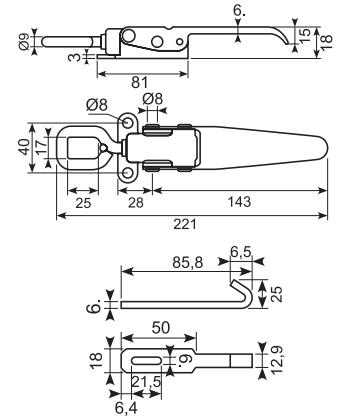
Zinc plated fasteners with spring catch. Catch plate: 50.1025JB



50.15790

**Galvaniseret lukketøj med galvaniseret modhold.**

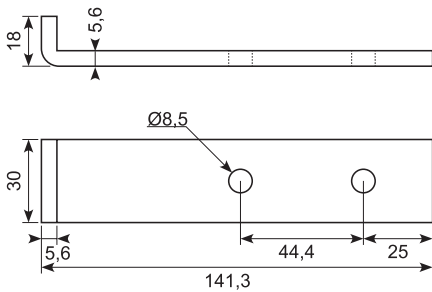
Zinc plated latch with Zinc plated catch plate.



50.900002J

**Galvaniseret modhold med buk. To huller.**

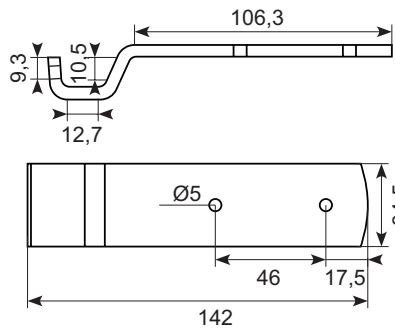

Zinc plated catch plate with support. Two holes.



50.1025JB

**Galvaniseret modhold til 50.1025J.**

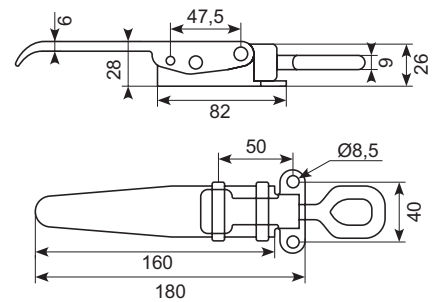
Zinc plated catch plate for 50.1025J.



50.15790SS

**Rustfrit lukketøj med rustfri modhold.**

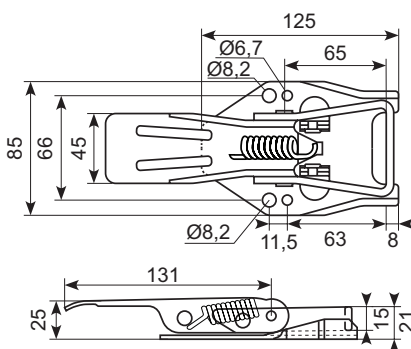

Stainless latch with stainless catch plate.



50.9239A

**Galvaniseret hægtelukker. Stor model.**

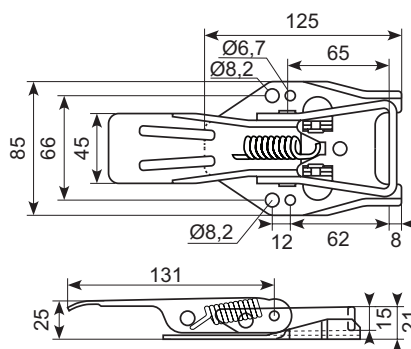

Zinc plated trailer lock. Large version.



50.9239B

**Galvaniseret hægtelukker. Stor model.**

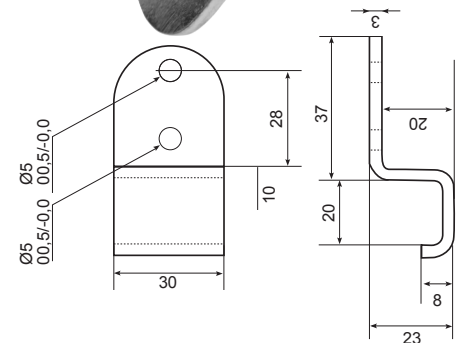
Zinc plated trailer lock. Large version.

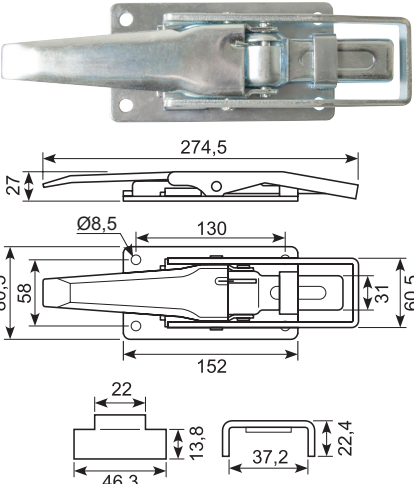
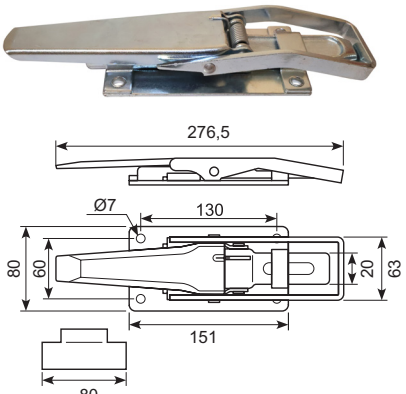
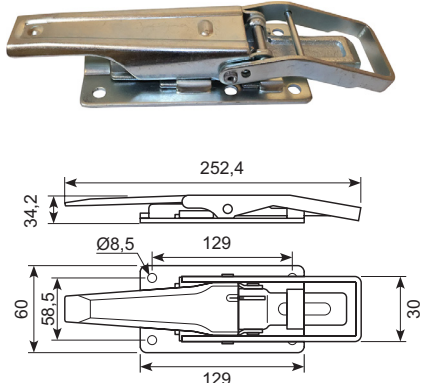
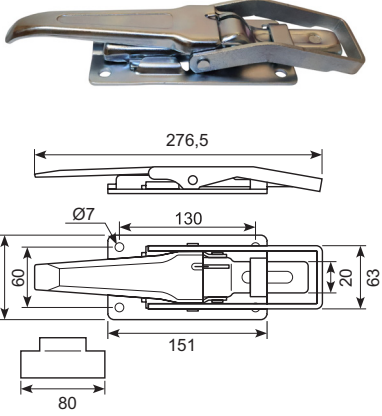
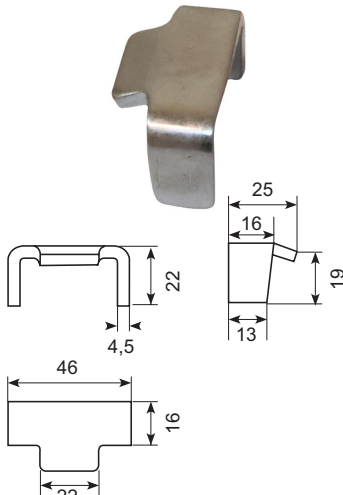
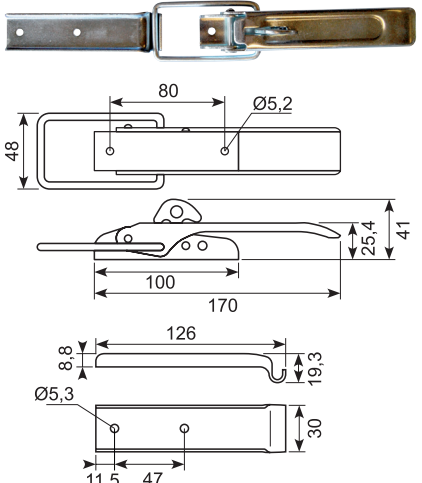
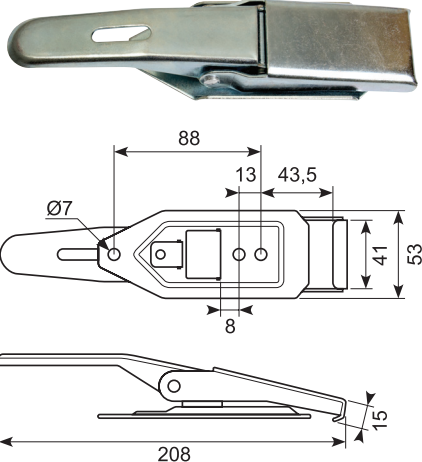
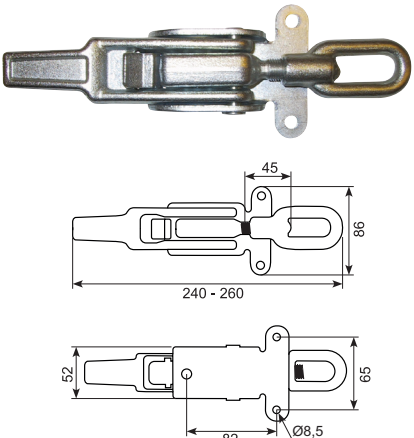
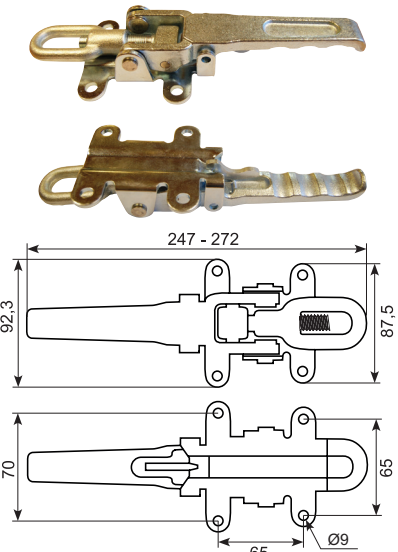


50.9239X

**Galvaniseret modhold for hægtelukker.**

Zinc plated resistance for Trailer fasteners.




50.1024J	50.1024JA	50.1024JB
<p><b>Galvaniseret hægtelukker med modhold. Min. 12 my.</b></p> <p>Zinc plated trailer handle with catcher. Min. 12 my.</p> 	<p><b>Galvaniseret hægtelukker, 10 micron+sealer</b></p> <p><b>Ekskl modhold: 50.1024K</b></p> <p>Zinc plated trailer handle, 10 micron+sealer Excl catch plate: 50.1024K</p> 	<p><b>Galvaniseret hægtelukker, 10-12 my</b></p> <p><b>Ekskl modhold: 50.1024K</b></p> <p>Zinc plated trailer handle, 10-12 my Excl catch plate: 50.1024K</p> 
<p><b>50.1024JC</b></p> <p><b>Galvaniseret hægtelukker, 10 micron+sealer</b></p> <p><b>Ekskl modhold: 50.1024K</b></p> <p>Zinc plated trailer handle, 10 micron+sealer Excl catch plate: 50.1024K</p> 	<p><b>50.1024K</b></p> <p><b>Modhold til påsvejsning, Ubehandlet</b></p> <p>Catch plate for welding, Untreated</p> 	<p><b>50.12723</b></p> <p><b>Galvaniseret hægtelukker med modhold. 208 mm.</b></p> <p>Zinc plated trailer handle with catch plate. 208 mm.</p> 
<p><b>50.3195</b></p> <p><b>Galvaniseret lukketøj. Hærdet fjeder.</b></p> <p>Zinc plated spring latch with cured spring.</p> 	<p><b>50.10626</b></p> <p><b>Smedet excenterlukker med justerbar øje, galvaniseret. Med sikkerhedslås og kort greb.</b></p> <p>Zinc plated forged eccentric lock with adjustable eye. With safety lock and short handle.</p> 	<p><b>50.15794</b></p> <p><b>Containerlukker med justerbar øje.</b></p> <p>Side board latch with adjustable eye.</p> 

50.15795

**Holdekrog til påsvejsning.**  
**Til 50.15794.**

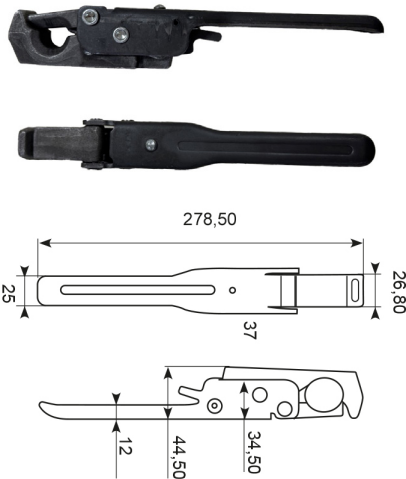
Hook for welding. For 50.15794.



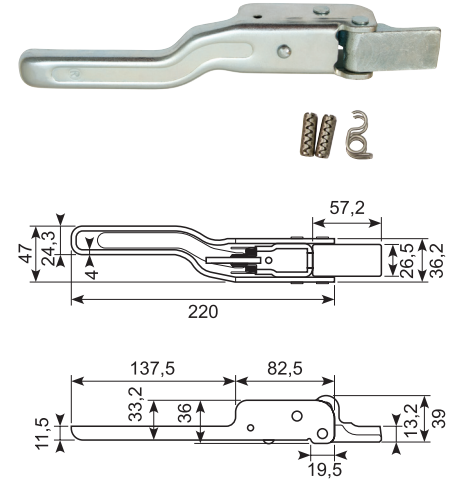
50.9583

**Lukker, lige****Min. ordre: 2.000**

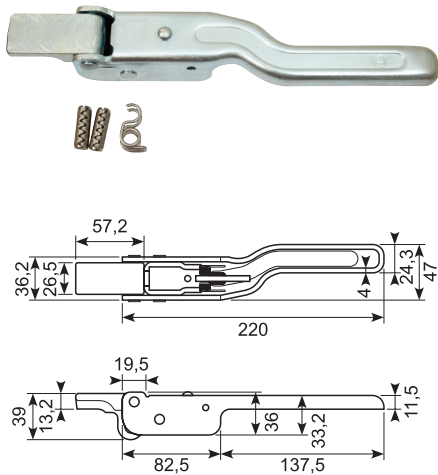
Lock, straight

**Min. order: 2.000**

50.9583-1

**Galvaniseret lukker, højre.**  
**Med to løse nitter og en fjeder.**Zinc plated handle, RH.  
With two rivets and a spring.

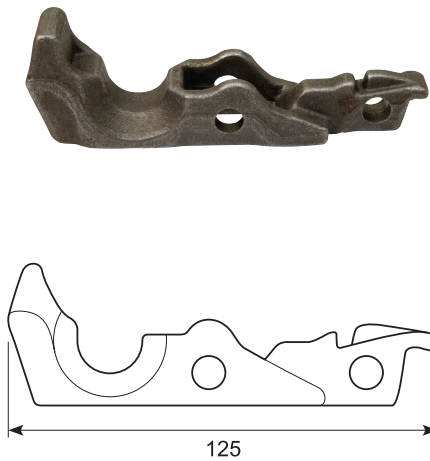
50.9583-2

**Galvaniseret lukker, venstre.**  
**Med to løse nitter og en fjeder.**Zinc plated handle, LH.  
With two rivets and a spring.

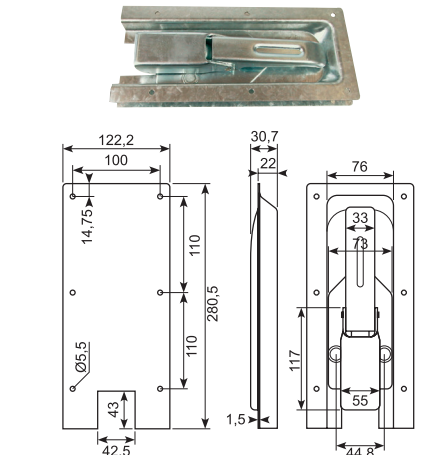
50.9583-3

**Sort griber til påsvejsning.**


Black catcher to weld on.



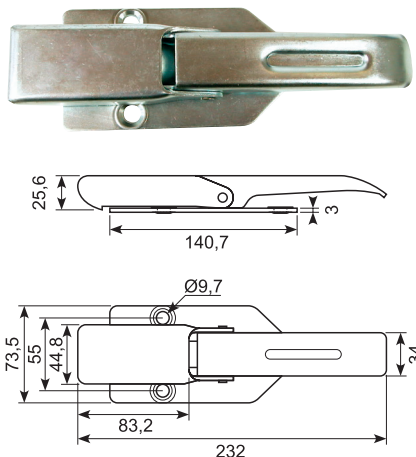
50.120

**Galvaniseret hægtelukker i skål**  
**uden bagplade. Bule i håndtag.****Min. ordre: 500 stk.**Zinc plated hook lock in bowl.  
Without base plate. Bulge in handle.**Min. order: 500 pcs.**

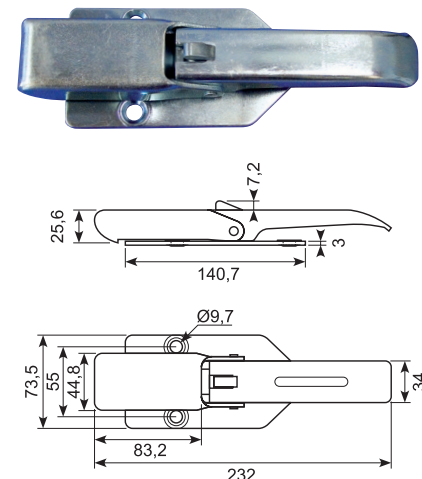
50.120J

**Galvaniseret EU lukker i skål.**  
**Med løs bagplade.**Zinc plated EU shutter in bowl.  
With loose base plate.

50.121

**Galvaniseret hægtelukker.**  
**Med bule i håndtag.**Zinc plated hook lock. With bulge in  
handle. **Min. ordre: 500 pcs.**

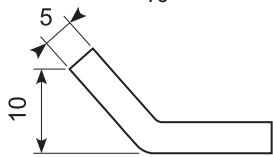
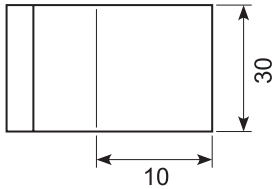
50.121JX

**Galvaniseret hægtelukker med**  
**sikkerhedspal. Uden bagplade.**Zinc plated hook lock with new safety  
catch. Without back plate.

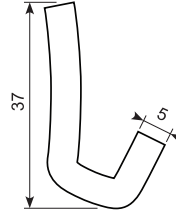

50.0108

**K-jern til påsvejsning 45° . Rå.**


K-iron for welding-on 45° bend. Raw.



50.0116

**K-jern til påsvejsning, rå.  
For hægtelukker i skål 50.120J.**K-iron for welding-on, raw.  
For hook in bowl 50.120J.

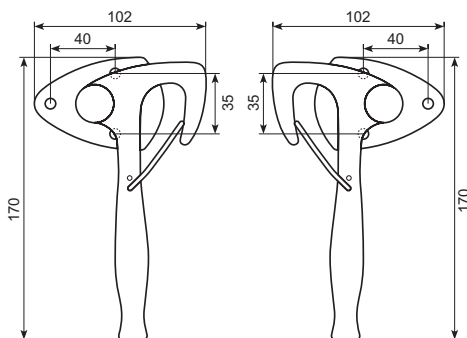
18.2094/000

**Container lukkebeslag. Komplet  
spindelbeslag. Ubehandlet  
støbejern.**Ramp fasteners. Complete spindle  
fasteners. Casted iron.

50.3025X

Galvaniserede trailerkroge med rustfri fjeder, sæt højre og venstre. **Lille model. 10–12 micron.**

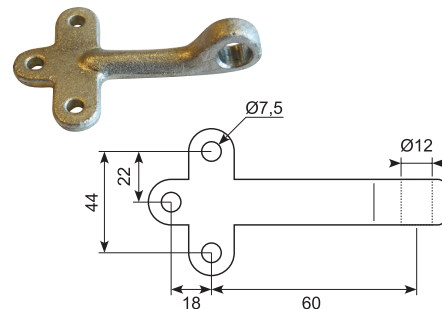
Galvanized trailer hooks with stainless spring, set RH and LH. Small model. 10–12 micron.



50.3026

Galvaniseret modhold til lille trailerkrog. 10–12 my, smedet. **Til 50.3025R&L.**

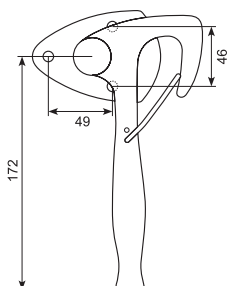
Galvanized catcher for small trailer hook. 10–12 my, forged. For 50.3025R&L.



50.13236L

Stor galvaniseret trailerkrog med rustfri fjeder, venstre. 12–16 my. **Løs fjeder: 50.13236L-Fjeder**

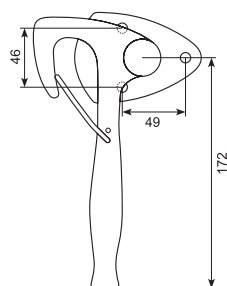
Galvanized trailer hook with stainless spring, LH. Large model. 12–16 my. Loose spring: 50.13236L-Fjeder



50.13236R

Stor galvaniseret trailerkrog med rustfri fjeder, højre. 12–16 my. **Løs fjeder: 50.13236R-Fjeder**

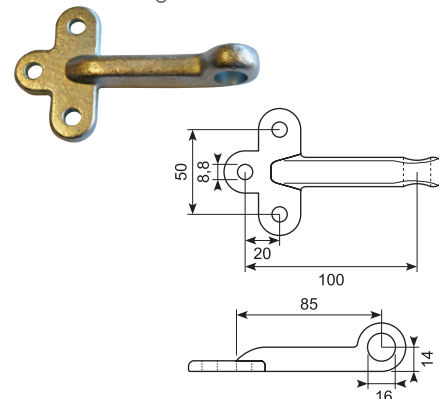
Galvanized trailer hook with stainless spring, RH. Large model. 12–16 my. Loose spring: 50.13236R-Fjeder



50.11495

Modhold til stor trailerkrog.

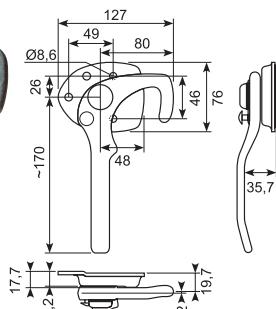
Catcher for big trailer hook.



50.11497L

Stor trailerkrog med trykknop, venstre. **Min ordre: 2.000 stk.**

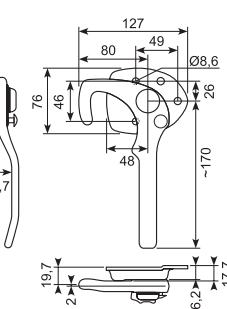
Large trailer hook with push button, LH. **Min order: 2.000 pcs.**



50.11497R

Stor trailerkrog med trykknop, højre. **Min ordre: 2.000 stk.**

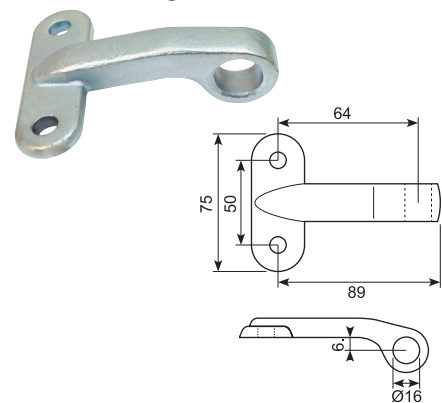
Large trailer hook with push button, RH. **Min order: 2.000 pcs.**



50.13236

Modhold til stor trailerkrog.

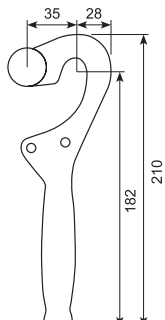
Catcher for large trailer hook.



50.14904L

Galvaniseret ørehåndtag med rustfri fjeder, venstre.

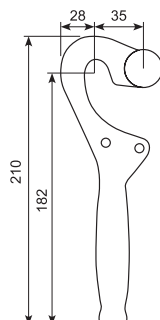
Galvanized ear handle with stainless spring, LH.



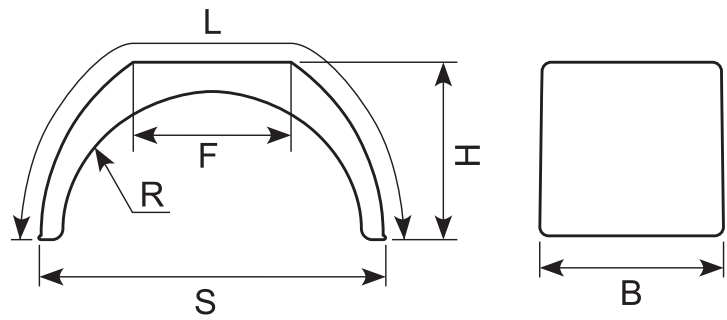
50.14904R

Galvaniseret ørehåndtag med rustfri fjeder, højre.

Galvanized ear handle with stainless spring, RH.

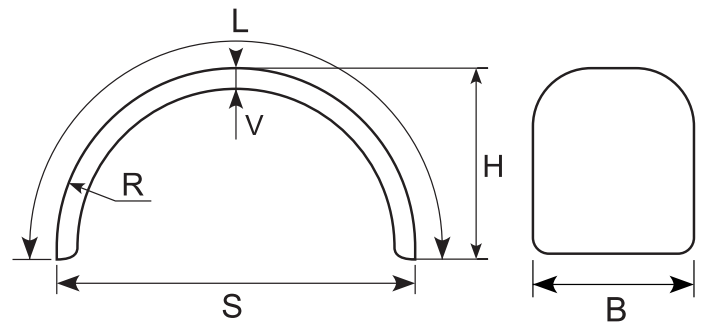


Plastiskærm med flad top og hvid kant *Mudguard with flat top and white border*



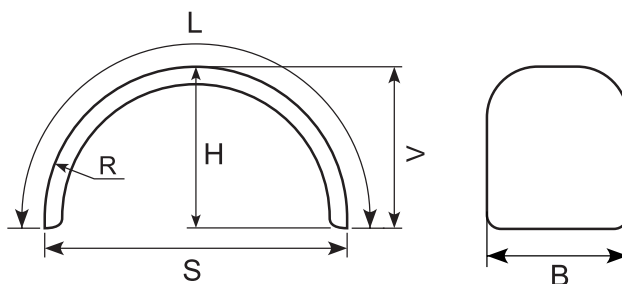
Varenr. Item no.	B mm	L mm	R mm	S mm	H mm	F mm
52.DK3110	260	1.450	380	870	450	400
52.DK3112	280	1.550	415	950	480	500
52.DK3114 *	300	1.550	415	950	480	500
52.DK3115	450	1.480	400	915	460	400
52.DK3120 *	510	1.770	430	1.000	550	510
52.DK3125 *	550	1.930	512	1.150	570	650

Helskærm med hvid kant *Full mudguard with white border*



Varenr. Item no.	B mm	L mm	R mm	S mm	H mm	V mm
52.DK1615	410	1.350	430	860	430	60
52.DK1620	450	1.350	430	860	430	60
52.DK1635 *	500	1.700	550	1.100	540	75
52.DK1640	550	1.700	550	1.100	540	75
52.DK1650 *	550	1.900	630	1.260	590	75
52.DK1655	600	1.700	545	1.100	540	75
52.DK1665 *	600	1.900	630	1.260	590	75
52.DK1670	650	1.900	630	1.250	600	75
52.DK1674 *	405	1.900	650	1.300	590	75
52.DK1675	430	1.900	650	1.300	580	75
52.DK1676 *	460	1.900	650	1.300	590	75
52.DK1679 *	405	2.010	650	1.310	640	75
52.DK1680	430	2.125	650	1.300	690	75
52.DK1681 *	460	2.010	650	1.310	640	75
52.DK1685	670	2.125	670	1.340	680	75
52.DK1690 *	720	2.020	650	1.300	630	75
52.DK1691 *	720	2.150	650	1.310	700	75

## Helskærm Full mudguard

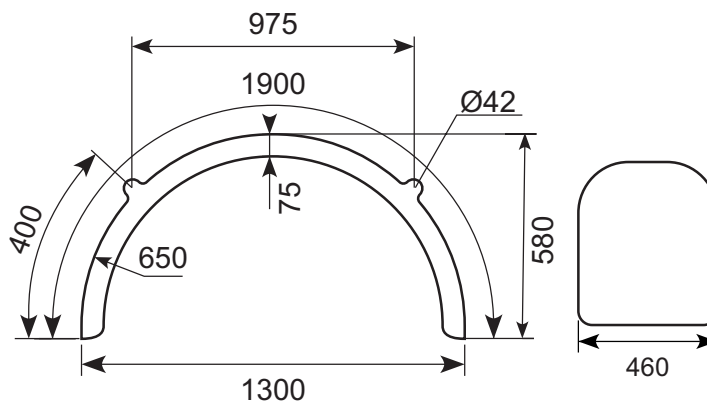


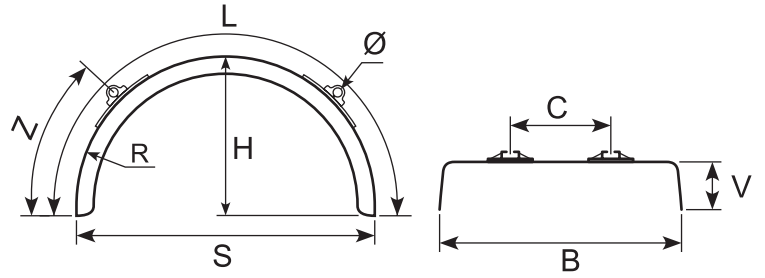
Varenr. Item no.		B mm	L mm	R mm	S mm	H mm	V mm
52.D20210	*	365	1.150	315	700	370	50
52.DK1510		270	1.300	420	840	410	60
52.DK1515	*	410	1.350	430	860	430	60
52.DK1520	*	450	1.350	430	860	430	60
52.DK1530	*	500	1.620	500	1.000	520	60
52.DK1535	*	500	1.700	550	1.100	540	75
52.DK1540	*	550	1.700	550	1.100	540	75
52.DK1545	*	550	1.780	560	1.120	570	60
52.DK1550	*	550	1.900	630	1.260	590	75
52.DK1555	*	600	1.700	545	1.100	540	75
52.DK1560	*	600	1.840	580	1.160	590	60
52.DK1565	*	600	1.900	630	1.260	590	75
52.DK1570	*	650	1.900	630	1.250	600	75
52.DK1574	*	405	1.900	650	1.300	590	75
52.DK1575	*	430	1.900	650	1.300	580	75
52.DK1576	*	460	1.900	650	1.300	590	75
52.DK1579	*	405	2.010	650	1.310	640	75
52.DK1580	*	430	2.125	650	1.300	690	75
52.DK1581	*	460	2.010	650	1.310	640	75
52.DK1585	*	670	2.125	670	1.340	680	75
52.DK1590	*	720	2.020	650	1.300	630	75
52.DK1591	*	720	2.150	650	1.310	700	75

52.DK4175

### Plastiskærm.

Plastic mudguard.



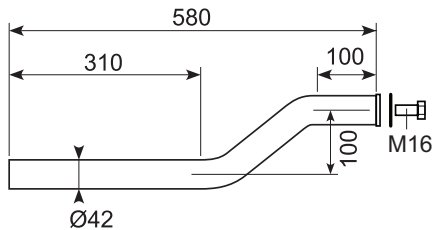


Varenr. Item no.	B mm	L mm	R mm	S mm	H mm	V mm	C mm	Ø mm
52.DK2675	430	1.900	650	1.300	580	75	210	42
52.DK2680 *	430	2.125	650	1.300	690	75	210	42
52.DK2685 *	670	2.125	670	1.340	680	75	450	42

52.DK8024

Sorte pulverlakerede kurvede skærmholdere. Montering direkte på chassis. Gods: 2,5 mm. \*

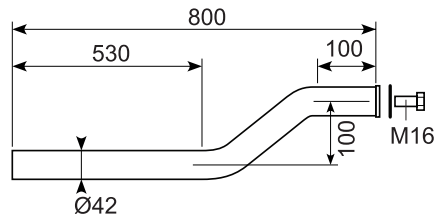
Black powder-coated curved mudguard stay. Attached to chassis. Wall: 2,5 mm.



52.DK8026

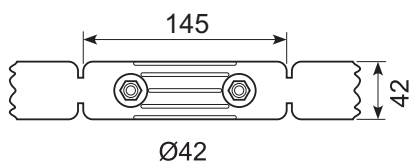
Sorte pulverlakerede kurvede skærmholdere. Montering direkte på chassis. Gods: 2,5 mm. Bemærk: M16 bolt.

Black powder-coated curved mudguard stay. Attached to chassis. Wall: 2,5 mm. Note: M16 bolt.



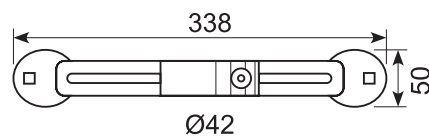
52.DK8110

Fast plastikbæftigelse til skærm. Fixed plastic fastening for mudguard.



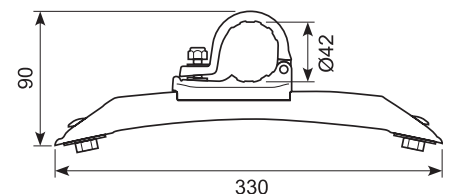
52.DK8115

Sort justerbar metalbæftigelse for skærme. Adjustable black metal support for mudguard.



52.DK8148

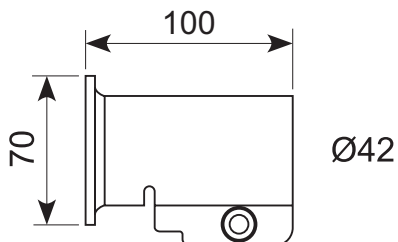
Justerbar sort plastikskærmholder. Adjustable black plastic fastening for mudguard.



52.DK8220

**Galvaniseret holder til skærmstivere.**

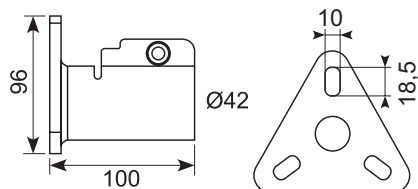

Zinc plated mount for mudguard stay.



52.DK8215

**Galvaniseret holder til skærmstivere.**

Zinc plated mount for mudguard stay.



## Optimér pladsen under din opbygning

Vidste du, at i stedet for at montere cyklistværn, kan en palleboks, værktøjskasse eller løftevognsboks lette arbejdet og forberede ergonomien for chaufføren?



## Stænkapper Mud flaps

Tykkelse: 4 mm. PVC – Sh. 80 – 85. Temperatur: –35°C – 40°C.

Thickness: 4 mm. PVC – Sh. 80 – 85. Temperature: –35°C – 40°C.

Varenr. Item no.	Kode Code	A x B x C mm	Materiale Material	Vægt Weight	Trykomsråde Print area
	PAR.QL.22264	220x260x4	PVC	0,38	140x160
52.QL240340	PAR.QL.24344	240x340x4	PVC	0,55	170x230
52.QL260300	PAR.QL.26304	260x300x4	PVC	0,61	195x200
	PAR.QL.35304	350x300x4	PVC	0,68	280x200
	PAR.QL.40254	400x250x4	PVC	0,78	330x160
	PAR.QL.40304	400x300x4	PVC	0,75	330x200
	PAR.QL.40354	400x350x4	PVC	0,92	320x250
52.QL450250	PAR.QL.45354spec	450x250x4	PVC	0,85	
52.QL450350	PAR.QL.45354	450x350x4	PVC	1,03	380x250
52.QL530370	PAR.QL.53374	530x370x4	PVC	1,32	450x270
	PAR.QL.62404	620x400x4	PVC	1,55	530x300




## Monteringskinner Fixing brackets

Tykkelse: 1 mm. Type: 1.200 + 1.200 mm. Standard-line, Quality-line, New Europe-line, Borde-line

Thickness: 1 mm. Type: 1.200 + 1.200 mm. Standard-line, Quality-line, New Europe-line, Borde-line.

Varenr. Item no.	Kode Code	Materiale Material	L mm	Huller Holes
52.PAR.325AST *	PAR.325AST/1	Zink / Zinc	250	3
52.PAR.326AST *	PAR.326AST/1	Zink / Zinc	260	3
52.PAR.335AST *	PAR.335AST/1	Zink / Zinc	350	4
52.PAR.340AST *	PAR.340AST/1	Zink / Zinc	400	5
52.PAR.345AST	PAR.345AST/1	Zink / Zinc	450	5
52.PAR.353AST *	PAR.353AST/1	Zink / Zinc	530	6
52.PAR.362AST	PAR.362AST/1	Zink / Zinc	620	7
52.PAR.365AST *	PAR.365AST/1	Zink / Zinc	650	7




52.PAR.AST.KVT

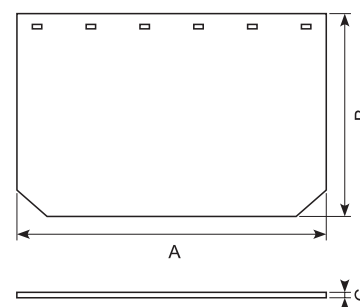
Standard linje Standard line

Bræddebolt til alu- og plastskinner til stænkapper. \*

Carriage bolt for aluminium and plastic rails for mudflaps.



Kode Code	A x B x C mm
PAR.ST.25253	250 x 250 x 3
PAR.ST.35353	350 x 350 x 3
PAR.ST.40303	400 x 300 x 3
PAR.ST.45353	450 x 350 x 3
PAR.ST.53373	530 x 370 x 3
PAR.ST.62403	620 x 400 x 3

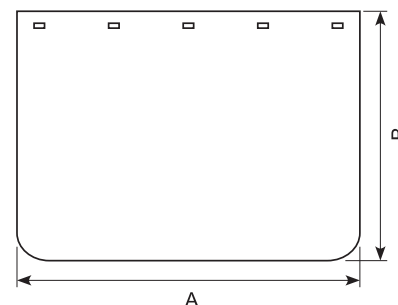


## Ny Europa linje New Europe line

Anti spray. Godkendt iht. (EU) n. 2015-166. Over 76% vandabsorption.


With anti spray. Approved according to the Regulation (EU) n. 2015-166. Over 76% water absorption.

Kode Code	A x B x C mm
PAR.NEW.2630 *	260 x 300
PAR.NEW.3530 *	350 x 300
PAR.NEW.4025 *	400 x 250
PAR.NEW.4030 *	400 x 300
PAR.NEW.4035 *	400 x 350
PAR.NEW.4535 *	450 x 350
PAR.NEW.5325 *	530 x 250
PAR.NEW.5337 *	530 x 370
PAR.NEW.6240 *	620 x 400
PAR.NEW.6540 *	650 x 400



\* Skaffevare Special order item

## Bagstænklapper Rear mud flaps



Kode Code	A x B x C mm	Materiale Material	Vægt Weight	Trykomsråde Print area	Trykomsråde Print area
PAR.CORD.240/3	2.400 x 350 x 3	Sort / black PVC	3,13	1.250 x 285	440 x 270

Kode Code	A x B x C mm	Materiale Material	Vægt Weight	Trykomsråde Print area	Trykomsråde Print area
PAR.CORD.240	2.400 x 350 x 4	Sort / black PVC	3,86	1.250 x 290	440 x 290
PAR.CORD.240B	2.400 x 350 x 4	Blå / blue PVC	3,74	1.250 x 290	440 x 290
PAR.CORD.240Y	2.400 x 350 x 4	Gul / yellow PVC	3,72	1.250 x 290	440 x 290
PAR.CORD.240W	2.400 x 350 x 4	Hvid / white PVC	3,98	1.250 x 290	440 x 290
PAR.CORD.240R	2.400 x 350 x 4	Rød / red PVC	4,01	1.250 x 290	440 x 290


### Afrundet top *Rounded tip*

Kode Code	A x B x C mm	Materiale Material	Vægt Weight	Trykomsråde Print area	Trykomsråde Print area
PAR.240.ROT	2.400 x 350 x 4	Sort / black PVC	4,68	1.250 x 290	440 x 290
PAR.240W.ROT	2.400 x 350 x 4	Hvid / white PVC	4,68	1.250 x 290	440 x 290



### 52.PAR.COR.ROT

**PVC monteringskinner et sæt 1.200 x 2 mm.**  
PVC mounting rails. One pair 1.200 x 2 mm.



### 52.PAR.S.ANG.SX

**PVC hjørnebeskyttelse, venstre.**  
PVC corner protection, LH.



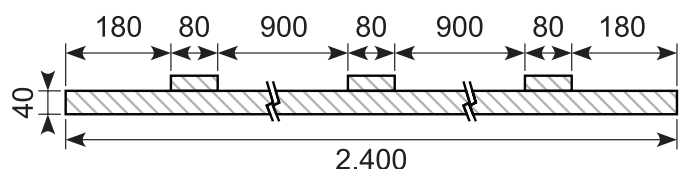
### 52.PAR.S.ANG.DX

**PVC hjørnebeskyttelse, højre.**  
PVC corner protection, RH.

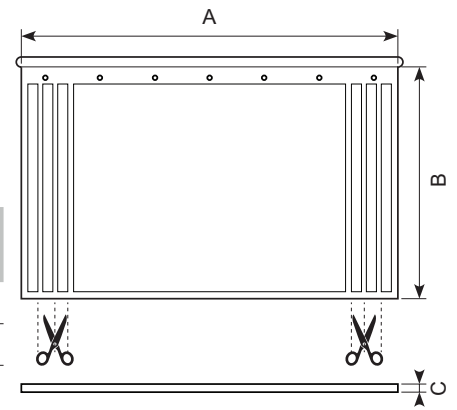


### PAR.CERN

**Rustfrit stænklaphængsel.**  
Stainless mudflap hinge.

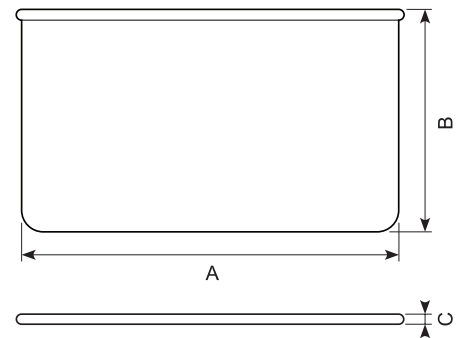


## Borde linje Borde line



Varenr. Item no.	Kode Code	A x B x C mm	Materiale Material	Vægt Weight	Trykomsråde Print area
	PAR.BL.30	650 x 300 x 4	PVC	1,27	420 x 180
	PAR.BL.35	650 x 350 x 4	PVC	1,59	330 x 240
52.BL650400 *	PAR.BL.40	650 x 400 x 4	PVC	1,67	420 x 180

## Nordeuropa linje North Europe line



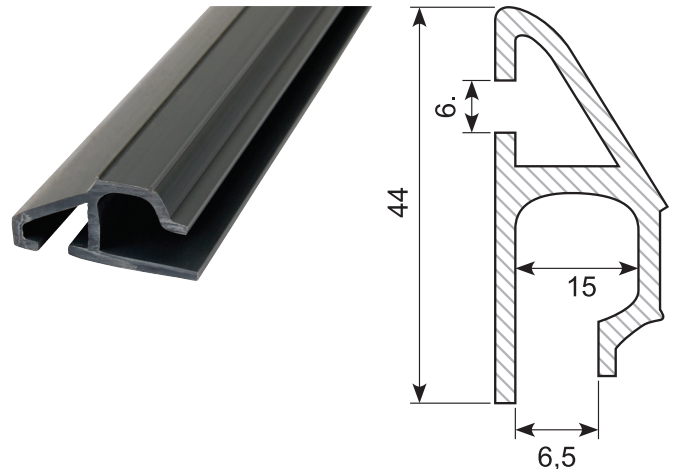
Varenr. Item no.	Kode Code	A x B x C mm	Materiale Material	Vægt Weight	Trykomsråde Print area
52.NE400350 *	PAR.NE.60355	400 x 350 x 5	PVC	1,47	520 x 250

## Special monteringsskinne Special fixing bracket

### Skinne til Nordeuropa linje og Borde linje

Bracket for North Europe-line and Borde-line

Varenr. Item no.	Materiale Material	L mm
52.PAR.AST.PLA40	Plastik / plastic	400
52.PAR.AST.PLA45	Plastik / plastic	450
52.PAR.AST.PLA60	Plastik / plastic	600
52.PAR.AST.PLA65	Plastik / plastic	650



Stænklapper

## Stænklapper Mud flaps

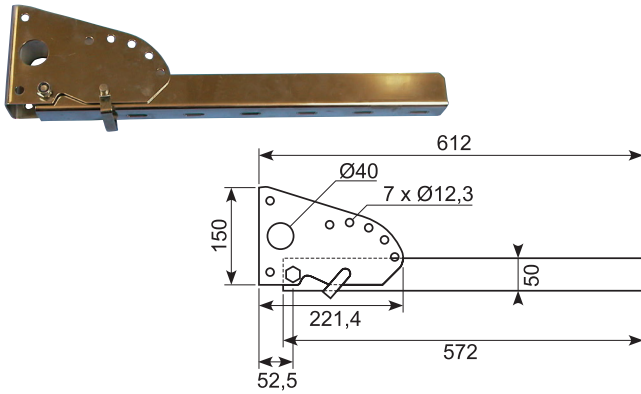
Vi kan levere stænklapper i mange udførelser og med jeres logo i flere farver. Kontakt os for mere information.

We supply mudflaps in many different sizes and widths your logo in different colors. Contact us for more information.



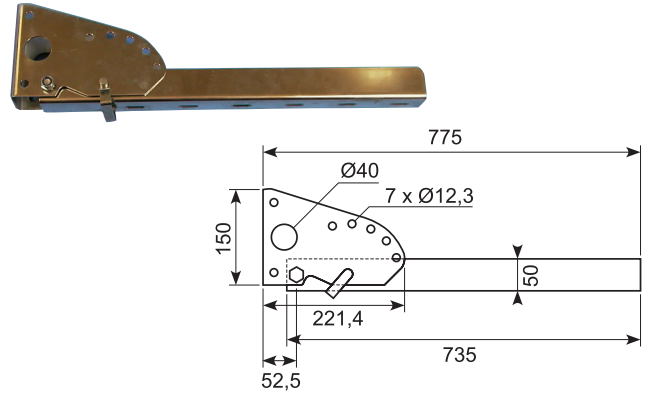
## 50.DL7302SS-572

Rustfrit cyklistværn, stolpe. **Min. ordre: 200 stk.**  
Stainless side protection. **Min. order: 200 pcs.**



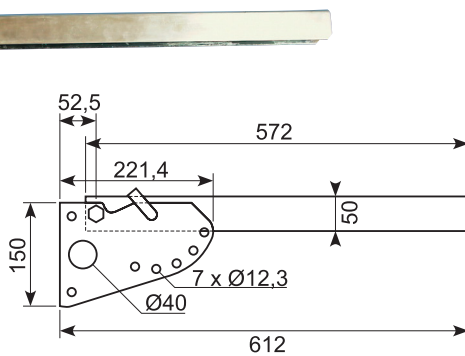
## 50.DL7302SS-735

Rustfrit cyklistværn, stolpe. **Min. ordre: 200 stk.**  
Stainless side protection. **Min. order: 200 pcs.**



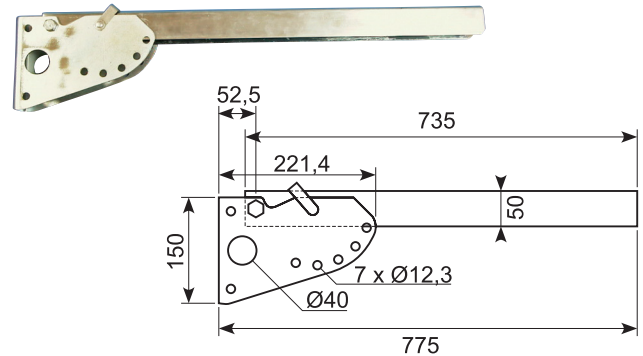
## 50.DL7302ZP-572

Galvaniseret cyklistværn, stolpe.  
**Min. ordre: 200 stk.**  
Zinc plated side protection. **Min. order: 200 pcs.**



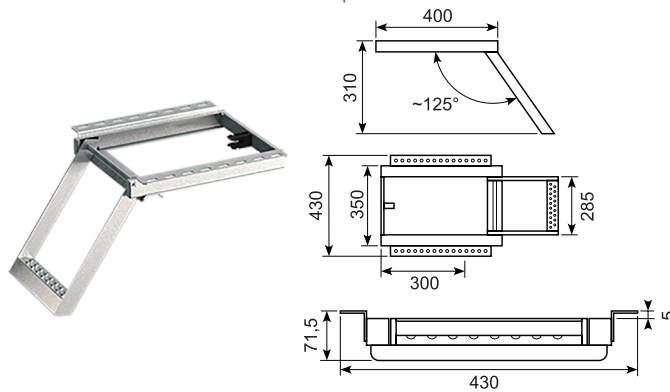
## 50.DL7302ZP-735

Galvaniseret cyklistværn, stolpe.  
**Min. ordre: 200 stk.**  
Zinc plated side protection. **Min. order: 200 pcs.**



## 52.DK8630

Rustfri udtræksstige. 1 trin.  
Stainless extension ladder. 1 step.




## 50.14551

Galvaniseret hjørneforstærkning. 55 x 55 mm.  
**Højde: 30 mm. Tykkelse: 1,2 mm**  
Zinc plated corner reinforcement. 55 x 55 mm.  
Height: 30 mm. Thickness: 1,2 mm.




## 50.14015S

Støbt aluminiumhjørne. Grå pulverlakering.  
**80 x 80 x 80 mm.**  
Cast aluminium corner. Grey powder coated.  
80 x 80 x 80 mm.



## 50.14015L

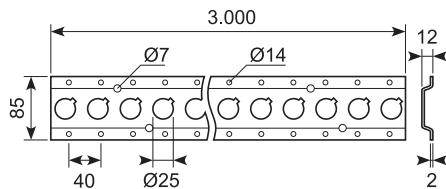

Støbt aluminiumhjørne. Grå pulverlakering.  
**107 x 107 x 107 mm.**  
Cast aluminium corner. Grey powder coated.  
107 x 107 x 107 mm.



50.033020X

**Galvaniseret surringskinne.**

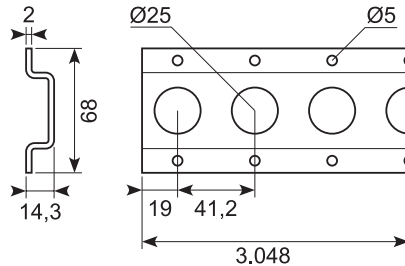

Zinc plated load bonding track.

**BS 1000 kg**

50.033021X

**Galvaniseret surringskinne.****Runde huller uden hak.**

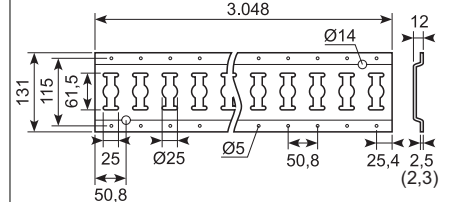

Zinc plated load bonding track. Round holes without notch.

**BS 1000 kg**

50.033010X

**Galvaniseret surringskinne.**

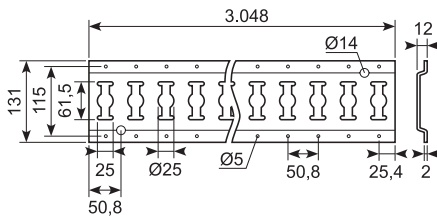

Zinc plated load bonding track.

**BS 2000 kg**

50.033010XB

**Galvaniseret surringskinne.**

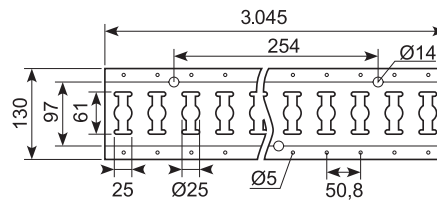

Zinc plated load bonding track.

**BS 1009 kg**

50.033010A

**Aluminium surringskinne.**

Aluminium load bonding track.

**BS 596 kg**

50.033010A-1

**Lysegrå plastik endestykke.****Vægt: 14 g. Passer til 50.033010A,****50.033010X og 50.033010XB**

Light grey plastic end. Weight: 14 g.

Fits 50.033010A, 50.033010X and

50.033010XB



55.1809T

**Ankerende med snapbeslag.**Anchor part with snap bracket.  
Fits rail 50.033010.**BS 1850kg****LC 925 daN**

55.1809Y


**Ankerende med snapbeslag.**Anchor ends web.  
Fits rail 50.033010**BS 2000 kg****LC 1000 daN**

55.1809X

**Ankerende. LC750 hook.**

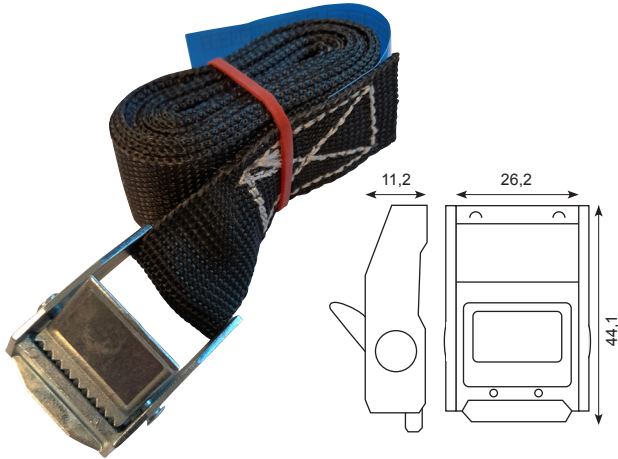
Anchor part. Fits rail 50.033020X.

Anchor part. Fits rail 50.033020X.



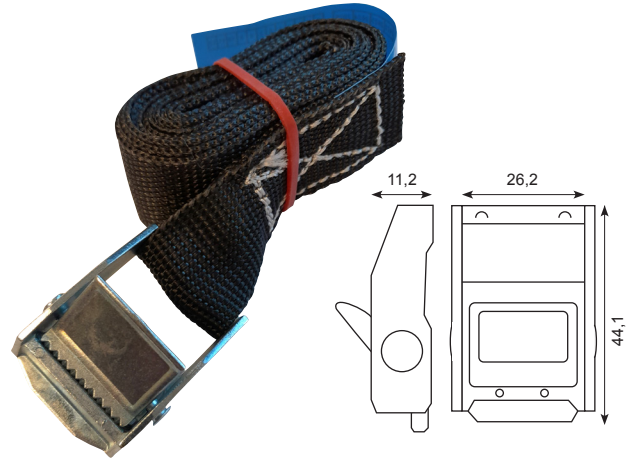
55.2800-25JX

**Surring 1,0 m. Lænde: 25 mm. Endeløs sort bånd.**  
Lashing 1.5 m. Length: 25 mm. Endless black strap.  
**BS 250 kg.**  
**LC 125daN.**



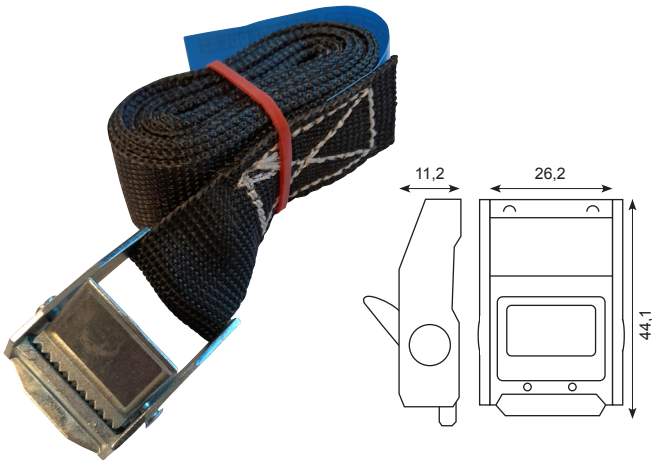
55.2800-25JA

**Surring 1,5 m. Lænde: 25 mm. Endeløs sort bånd.**  
Lashing 1.5 m. Length: 25 mm. Endless black strap.  
**BS 250 kg.**  
**LC 125daN.**



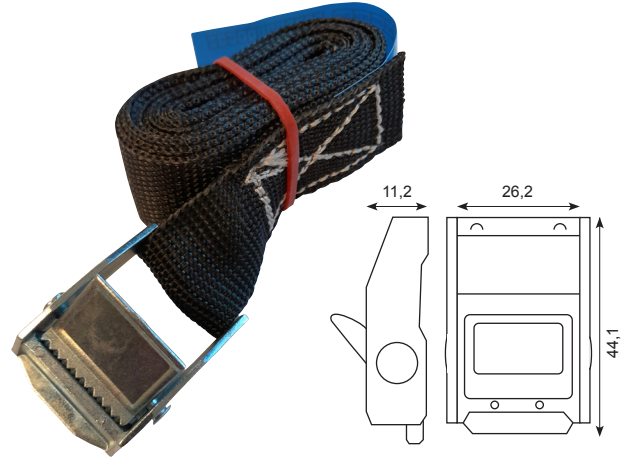
55.2800-25JB

**Surring 2,5 m. Lænde: 25 mm. Endeløs sort bånd.**  
Lashing 2.5 m. Length: 25 mm. Endless black strap.  
**BS 250 kg.**  
**LC 125daN.**




55.2800-25JC

**Surring 3,5 m. Lænde: 25 mm. Endeløs sort bånd.**  
Lashing 3.5 m. Length: 25 mm. Endless black strap.  
**BS 250 kg.**  
**LC 125daN.**




55.2800-25J

**Surring 3,5 m. Lænde: 25 mm. Endeløst gul bånd.**  
**Surringskapacitet**  
Lashing 3.5 m. Length: 25 mm. Endless yellow strap.  
Lashing capacity  
**BS 350 kg**  
**LC 117 daN**



55.2837J

**5 m blå endeløs stropenhed med spænde.**  
**Bredde: 25 mm. BS EN12195-2 godkendt.**  
5 m endless blue ratchet tie down.  
Width: 25 mm. BS EN12195-2 approved.  
**BS: 800 kg.**  
**LC 400 daN**



55.2836J

5 m blå stropenhed med spænde og 2 kroge.

Længde: 4,5 + 0,5 m. Bredde: 25 mm.

BS EN12195-2 godkendt.

5 m blue ratchet tie down with 2 hooks. Length: 4,5 + 0,5 m. Width: 25 mm. BS EN12195-2 approved.

BS: 800 kg.

LC 400 daN



55.4429-250

Suringsbånd. Længde: 5 m. Bredde: 25 mm. 500/1.000 kg. Heavy duty skralde lc7,5kn.

Lashing strap. Length: 5 m. Width: 25 mm. 500/1.000 kg. Heavy duty ratchet lc7,5kn.

BS: 1000 kg.

LC 500 daN



55.2819


Længde: 5 m. Bredde: 25 mm. (4,5 + 0,5 m).

To anker-ender. Passer til 50.033020X.

Length: 5 m. Width: 25 mm. (4,5 + 0,5 m). Two anchor ends. Fits 50.033020X.

BS: 1000 kg.

LC 500 daN



55.2814J

8 m blå endeløs stropenhed med spænde. BS: 2 tons.

Bredde: 35 mm. BS EN12195-2 godkendt.

8 m blue endless ratchet tie down. BS: 2 tons. Width: 35 mm. BS EN12195-2 approved.

BS: 2000 kg.

LC 1000 daN



55.2813JB

5.5 m blå stropenhed med spænde og 2 kroge,

35 mm bred. Brudstyrke: 2 tons. Længde: 5,0 + 0,5 m.

BS EN12195-2 godkendt.

5.5 m blue ratchet tie down with 2 hooks. BS: 2 tons.

Length: 5.0+0.5 m. Width: 35 mm

BS EN12195-2 approved.

BS: 2000 kg.

LC 1000 daN



55.2813JA

6.5 m blå stropenhed med spænde og 2 kroge,

35 mm bred. Brudstyrke: 2 tons. Længde: 6,0+0,5 m.


BS EN12195-2 godkendt.

6.5 m blue ratchet tie down with 2 hooks. Length: 6,0+0,5 m.

Width: 35 mm. BS EN12195-2 approved.

BS: 2000 kg.

LC 1000 daN




55.2813J

8 m blå stropenhed med spænde og 2 kroge. BS: 2 tons. ●  
 Længde: 7,5 + 0,5 m. Bredde: 35 mm.  
 BS EN12195-2 godkendt.

8 m blue ratchet tie down with 2 hooks. Length: 7,5 + 0,5 m.  
 Width: 35 mm. BS EN12195-2 approved.

BS: 2000 kg.

LC 500 daN




55.2820

Længde: 3 m. Bredde: 35 mm. 500/1000 kg (2 + 1 m).  
 Skralde. To anker-ender. Passer til 50.033020X.

Length: 3 m. Width: 35 mm. 500/100 kg (2 + 1 m). Rattle.  
 Two anchor parts. Fits 50.033020X.

BS: 1600 kg.

LC 800 daN



55.4429-500

Suringsbånd og båndstrammer. L: 5 m. B: 35 mm.  
 Heavy duty skralde lc15kn. Passer til skinne 50.033010

Lashing strap and strapping tool.  
 L: 5 m. W: 35 mm. Heavy duty ratchet lc15kn. Fits 50.033010.

LC 15 daN



55.15068

Surringsæt til flaskebure, BS 3T. Lang del med skralde og  
 øje, 1,7 m. Kort del: 90 mm. Med krog: 50 mm. ● \*

Min. ordre: 1.000 stk.

Strap set for bottle cages. Long part with rattle and eye:  
 1,7 m. Short part: 0,9 m. With hook: 50 mm.

Min. order: 1.000 stk.

BS: 3000 kg.

LC 1500 daN



55.2810J

10 m blå stropenhed med spænde og 2 kroge. BS: 5 tons. ●  
 Længde: 9,5 + 0,5 m. Bredde: 50 mm.  
 (55.2810J-1: Løs lang del 9,5m)  
 BS EN12195-2 godkendt.

10 m blue ratchet tie down with 2 hooks. BS: 5 tons.  
 Length: 9,5 + 0,5 m. Width: 50 mm.

(55.2810J-1: Loose long part 9,5m)

BS EN12195-2 approved.

BS: 5000 kg.

LC 2500 daN



55.2810JB

7 m blå stropenhed med spænde og 2 kroge, 50 mm bred. ●  
 Brudstyrke: 5 tons. Længde: 6,5 + 0,5 m.  
 BS EN12195-2 godkendt

7 m blue ratchet tie down with 2 hooks. BS: 5 tons.

Length: 6,5+0,5 m. Width: 50 mm

BS EN12195-2 approved.

BS: 5000 kg.

LC 2500 daN




55.2812J

10 m orange stropenhed med spænde og 2 kroge. ●  
BS: 4 tons. Længde: 9,5 + 0,5 m. Bredde: 50 mm.  
BS EN12195-2 godkendt.

10 m orange ratchet tie down with 2 hooks. BS: 4 tons.  
Length: 9,5 + 0,5 m. Width: 50 mm.  
BS EN12195-2 approved.

BS: 4000 kg.  
LC 2000 daN



55.2815J

5 m blå stropenhed med spænde og anker ender til E-skinne, 50 mm bred. Brudstyrke: 2 tons. Længde: 4,5 + 0,5 m. BS EN12195-2 godkendt ●

5 m blue ratchet tie down with snap brackets. BS: 2 tons.  
Length: 4.5+0.5 m. Width: 50 mm  
BS EN12195-2 approved.

BS: 2000 kg.  
LC 1000 daN



55.2836JX-HOOK

Løs krog til 25 mm bånd. ●  
BS 1.500 kg. Ø7 mm. Længde: 53 mm. \*  
Min. ordre: 1.000 stk.

Hook for 25 mm straps. BS 1.500 kg.  
Ø7 mm. Length: 53 mm.

Min. ordre: 1.000 pcs.  
BS: 1500 kg.  
LC 750 daN



55.2813JX-HOOKHD

Løs krog til 38 mm bånd. BS 3.000 kg. ●  
Ø9,5 mm. Længde: 65 mm.

Hook for 38 mm strap. BS 3.000 kg.  
Ø9,5 mm. Length: 65 mm.

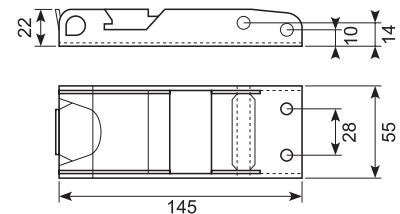
BS: 3000 kg.  
LC 1500 daN



50.DL7120

Rustfri båndstrammer. ●

Stainless strapping tool.



55.CORNER

Hjørnebeskyttelse, polypropylene. Til 50 mm / 2 inch bånd. ●  
Bredde: 150 mm. Indvendig: 180 x 135 mm.

Corner protection, polypropylene. For 50 mm / 2 inch strap.  
Width: 150 mm. Internal: 180 x 135 mm.



50.VC002

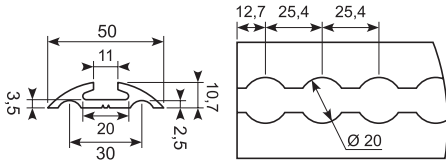
Rustfri overcenterlukker til pressening. ● \*  
Komplet med 800 mm bånd.

Stainless strapping tool with 800 mm strap. 1.000 kg.

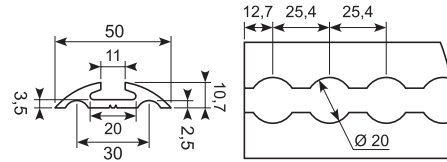
BS: 1000 kg.  
LC 500 daN



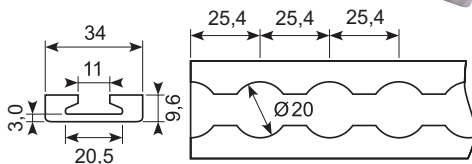
50.12254-3L

**Aluminium surringsskinne.****Længde: 2.006 mm**Aluminium bonding track.  
Length: 2.006 mm**BS: 1530 kg.**

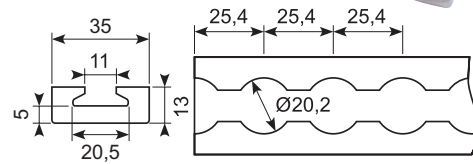
50.12254-3A

**Aluminium surringsskinne.****Længde: 3.000 mm**Aluminium bonding track.  
Length: 3.000 mm**BS: 1530 kg.**

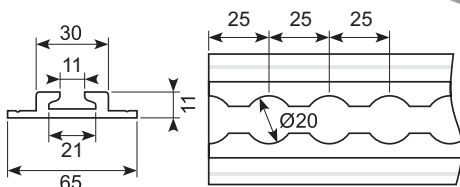
50.12254-1

**Aluminium surringsskinne.****Længde: 3.000 mm.****Min. ordre: 300 m**Aluminium bonding track.  
Length: 3.000 mm**Min. ordre: 300 m****BS: 1122 kg.**

50.12254-2

**Aluminium surringsskinne.****Længde: 3.000 mm.****Min. ordre: 300 m**Aluminium bonding track.  
Length: 3.000 mm**Min. ordre: 300 m****BS: 1550 kg.**

50.12254-4

**Aluminium surringsskinne.****Længde: 3.000 mm.****Min. ordre: 300 m**Aluminium bonding track.  
Length: 3.000 mm**Min. ordre: 300 m****BS: 1162 kg.**

50.12254N

**Rustfri surringssøje. BS: 2.000 kg.**

Stainless lashing ring. BS: 2.000 kg

**BS: 1530 kg.**

50.12254HD

**Heavy duty galvaniseret surringssøje.****Med galvaniseret ring.**Heavy duty galvanizes lashing eye.  
With galvanized ring.**BS: 2700 kg.**

50.12254HDSSX

**Galvaniseret heavy duty surringssøje.****Med rustfri ring.**Galvanized heavy duty lashing eye. With  
stainless ring.**BS: 2700 kg.**

# Rundslinger



EN1492-2+A1:2008 Safety factor 7:1

Varenr.	Længde	Bredde mm	Farve kodet iht. EN 1492-1	Belastning med 1 rundslinge							Belastning med 2 rundslinger			
				Lige løft	Snøret løft	β					Lige løft op til 45°	Snøret løft op til 45°	Lige løft 45°-60°	Snøret løft 45°-60°
						0°-7°	7°-45°	45°-60°	Op til 45°	45°-60°				
				1.0	0.8	2.0	1.4	1.0	0.7	0.5	1.4	1.12	1.0	0.8
55.1000-2m	1m/2m	30 mm	WLL 1T	1.000	0.800	2.000	1.400	1.000	700	500	1.400	1.120	1.000	0.800
55.1000-4m	2m/4m													
55.1000-6m	3m/6m													
55.2000-2m	1m/2m	60 mm	WLL 2T	2.000	1.600	4.000	2.800	2.000	1.400	1.000	2.800	2.240	2.000	1.600
55.2000-4m	2m/4m													
55.2000-6m	3m/6m													
55.3000-2m	1m/2m	90 mm	WLL 3T	3.000	2.400	6.000	4.200	3.000	2.100	1.500	4.200	3.360	3.000	2.400
55.3000-4m	2m/4m													
55.3000-6m	3m/6m													
55.3000-8m	4m/8m													
55.3000-10m	5m/10m													
55.5000-4m	2m/4m	150 mm	WLL 5T	5.000	4.000	10.000	7.000	5.000	3.500	2.500	7.000	5.600	5.000	4.000
55.5000-6m	3m/6m													
55.5000-8m	4m/8m													
55.5000-10m	5m/10m													
55.8000-4m	2m/4m	240 mm	WLL 8T	8.000	6.400	16.000	11.200	8.000	5.600	3.500	11.200	8.960	8.000	6.400
55.8000-8m	4m/8m													

Der ydes ikke rabat på kvantumets nettopriser

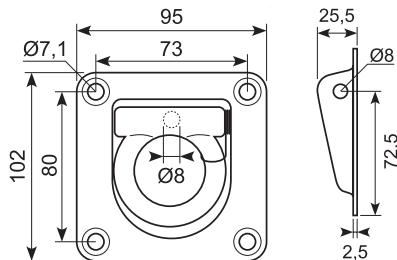

Priserne er ekskl. moms og forsendelse. Priserne står anført i danske kroner (DKK) og Euro (EUR), og der tages forbehold for prisændringer, trykfejl og udsolgte varer. Tilbudene gælder så længe lager haves.

50.039530

**Galvaniseret surringsøje med fjeder. Brudstyrke 1835 Drænhul: Ø8 mm.**

Galvanized lashing eye with spring. Drain hole: Ø8 mm.

**BS 1835 kg**

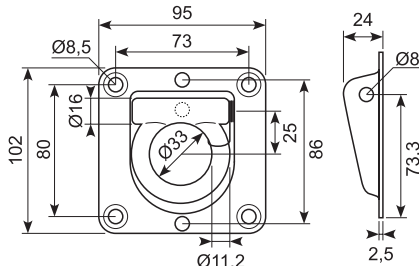


50.13042V

**Varmgalvaniseret surringskål med fjeder og drænhul. 80 my.**

Hot-dip galvanized lashing bowl with spring and drain hole. 80 my.

**BS 1835 kg**

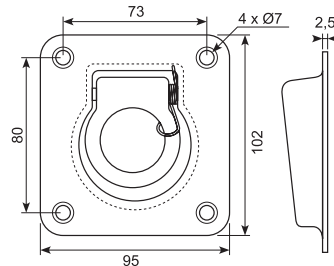


50.DL8020-2

**Rustfriurring i skål.**

Stainless lashing ring in bowl.

**BS 2000 kg**

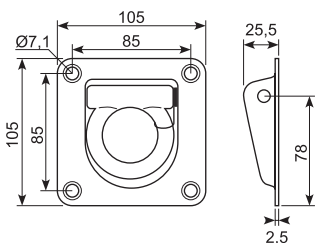


50.039521

**Galvaniseret surringsøje med fjeder. Brudstyrke: 1.960 kg. 10 mm ring.**

Galvanized lashing eye with spring. Load: 1.960 kg. 10 mm ring.

**BS 1960 kg**

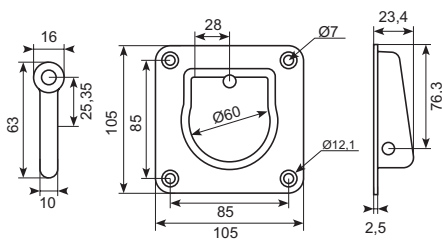


50.039521V

**Varmtgalvaniseret surringsøje med fjeder. 10 mm ring.**

Hot-dip galvanized lashing eye with spring. 10 mm ring.

**BS 1960 kg**

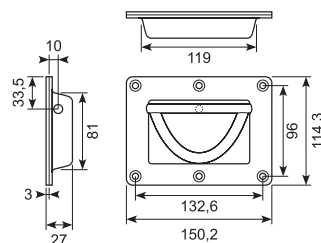


50.9644V

**Varmgalvaniseret binding i skål med bagplade. Brudstyrke: 2.400 kg. Med Ø8 mm drænhul.**

Hot-dip galvanized load ring in bowl with back plate. Load: 2.400 kg. With Ø8 mm drain hole.

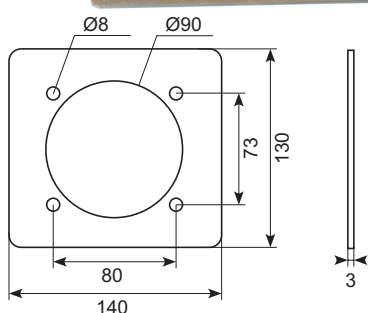

**BS 2400 kg  
LC 1200 daN**



50.039530P

**Galvaniseret bundplade til surringsøje (95x102).**

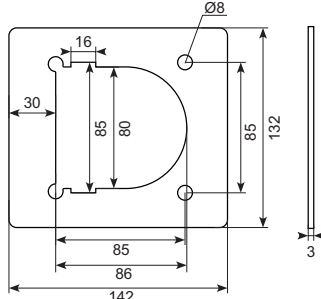

Galvanized base plate for lashing eye (95x102).



50.039521P

**Galvaniseret bundplade til surringsøje (105x105).**

Galvanized base plate for lashing eye (105x105).

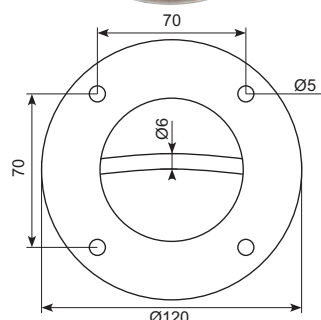


50.70672

**Rustfri surringskål.**

Stainless lashing ring.

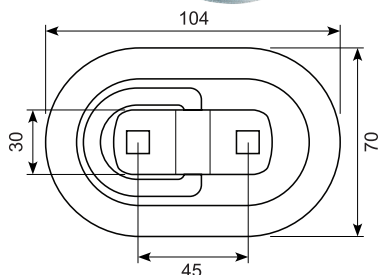
**BS 2000 kg**



50.297

**Galvaniseret surring i skål.**  
**Til nedfældning.**

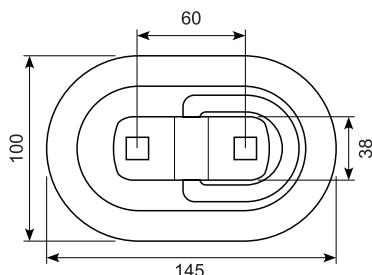
Galvanized lashing ring.

**BS 500 kg**

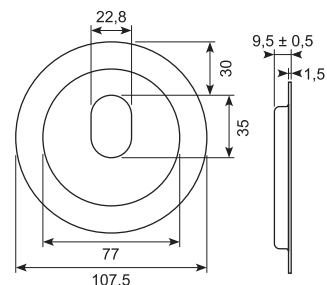
50.296

**Galvaniseret surring i skål.**  
**Til nedfældning.**

Galvanized lashing ring.

**BS 2270 kg**

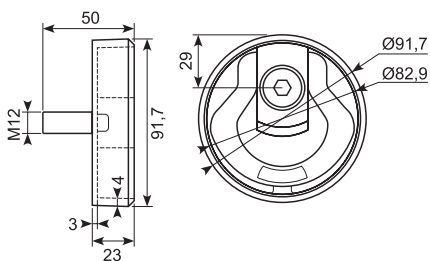
50.14249

**Sortmalet galvaniseret skål til**  
**indbygning.**Black painted zinc plated bowl for  
installation.

50.DL8022-2

**Surringsøje i aluminium til påsvejsning.**

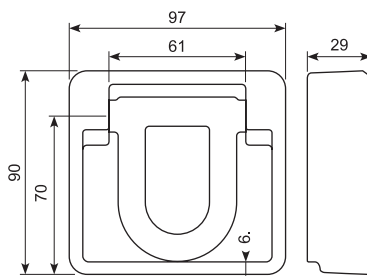

Aluminium lashing eye for welding.

**BS 637 kg**

50.039060

**Ubehandlet surringsøje.**

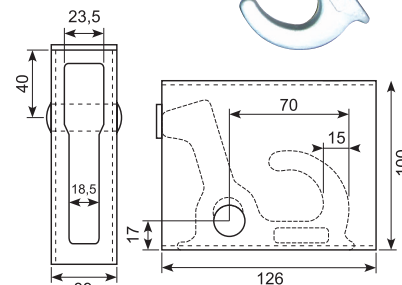
Untreated lashing eye.

**BS 2000 kg**

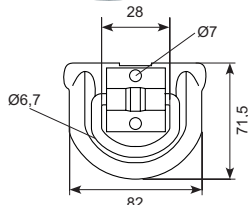
50.DL8021-2

**Indbygningskrog til påsvejsning.**

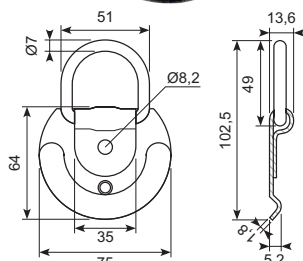
Concealed hook for welding.

**BS 1600 kg**

50.11226X

**Galv. surringsskål. 82x71.5 mm.**  
**hul Ø7+0-0.2 hulcenter 28mm.**Galvanized tie down ring 82 x 71.5 mm  
spec holes Ø7+0-0.2mm**BS 1000 kg****LC 500 daN**

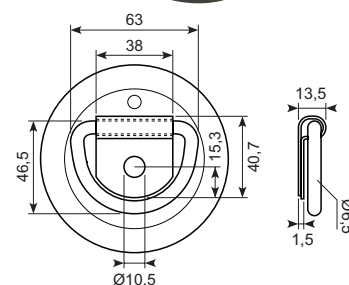
50.27538

**Galvaniseret surring. Skål med**  
**gummidut. 12 micron. 01060**  
**TLP+sealer 106.**Galvanized lashing. Bowl with rubber tip.  
12 micron. 01060 TLP & sealer 106.**BS 1400 kg****LC 700 daN**

50.295J

**Bindering i sort PVC skål.**

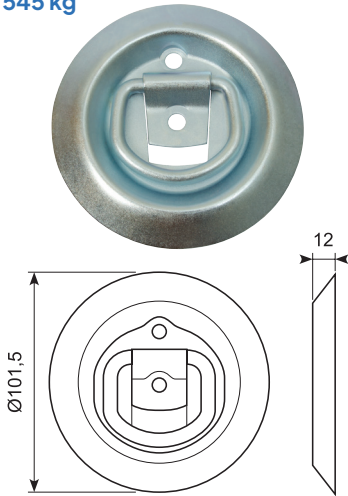
Load ring in plastic housing.

**BS 500 kg****LC 250 daN**

50.295ZP

**Galvaniseret surringsskål til påbygning. Brudstyrke: 545 kg.**

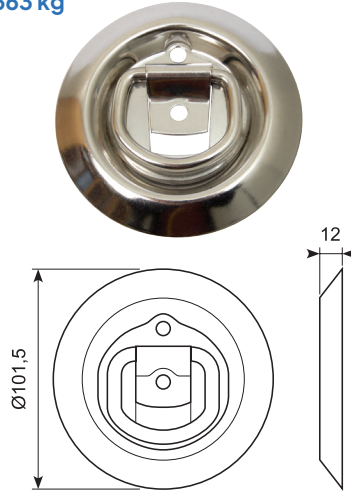
Galvanized lashing bowl. Surface mounted. Tensile strength: 545 kg.

**BS 545 kg**

50.295SS

**Rustfri surringsskål til påbygning. Brudstyrke: 363 kg.**

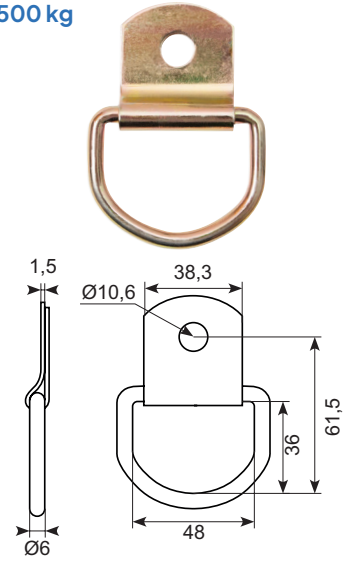
Stainless lashing bowl. Surface mounted. Tensile strength: 363 kg.

**BS 363 kg**

50.295J-1X

**Løst surringsøje med flad bagside.**

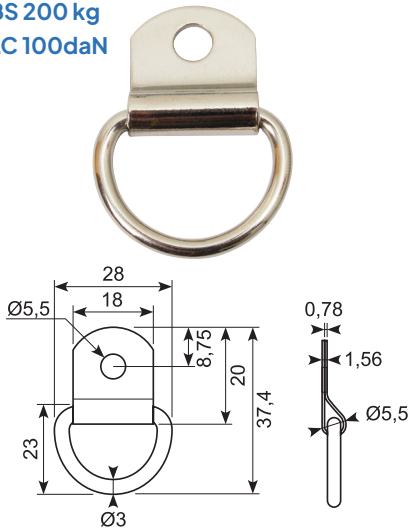
Lashing eye with flat back.

**BS 500 kg**

50.9820

**Stål D-Ring, nikkel krom. Indvendig: 22 mm. BS: 200 kg.**

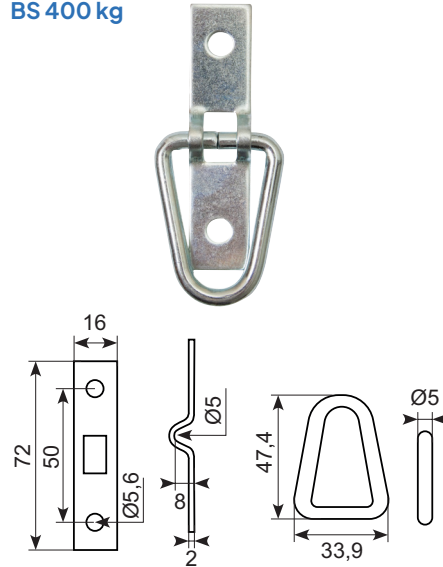
Steel D-Ring, nickle chrome. Inside: 22 mm. BS 200 kg.

**BS 200 kg****LC 100daN**

50.9821

**Surringsring med beslag.**

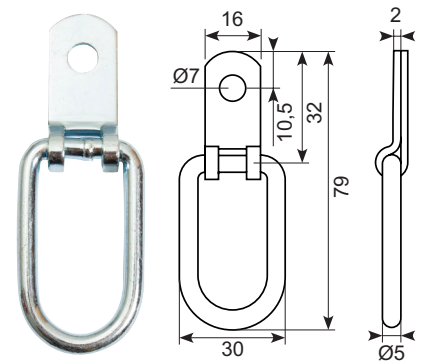
Lashing eye with bracket.

**BS 400 kg**

50.298

**Letvægts surringsring. Forzinket, blødt stål.**

Lightweight lashing eye. Zinc plated, mild steel.

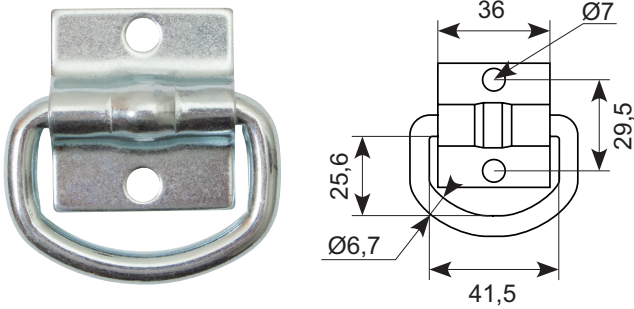
**BS 950 kg****Det er lovpligtigt at fastgøre gods under transport.**

Udover surringsøjer finder du naturligvis også CE-mærkede surringsbånd i vores sortiment.

50.11226-1

**Surringsøje, to-huls flange.**

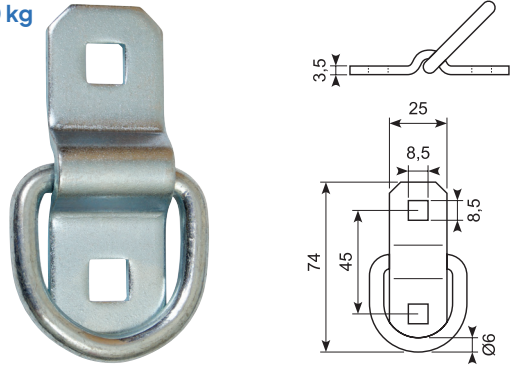
Lashing eye, flange with two holes.

**BS 1000 kg**

50.297A

**Løst galvaniseret surringsøje med beslag.****Brudstyrke: 800 kg.**

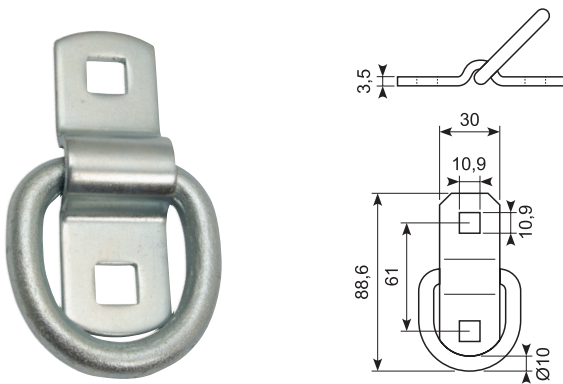
Zinc plated lashing eye with bracket. Load: 800 kg.

**BS 800 kg**

50.12016

**Smedet surringsøje. Udvendig: 58,5 x 60,5 mm.**

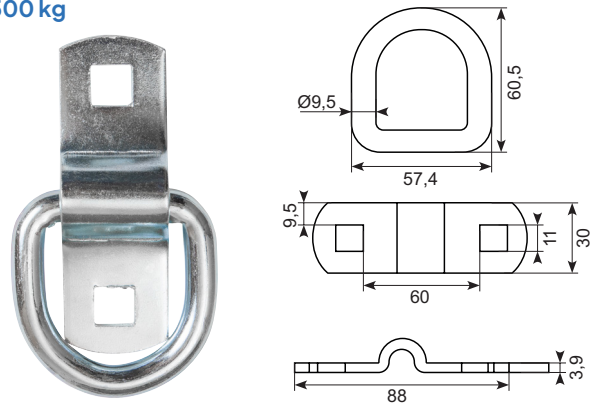
Forged lashing eye. External: 58,5 x 60,5 mm.

**BS 2000 kg**

50.12016ECO

**Economy surring med svejst øje.**

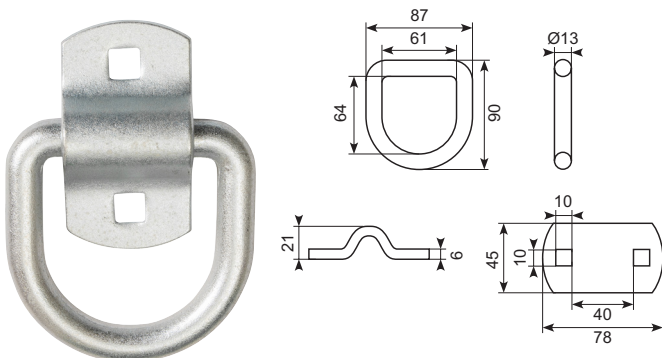
Economy lashing with welded eye.

**BS 1500 kg**

50.15427

**Smedet surringsøje.**

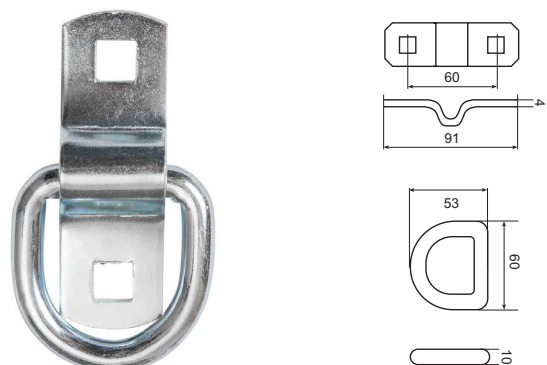
Forged lashing eye.

**BS 5000 kg**

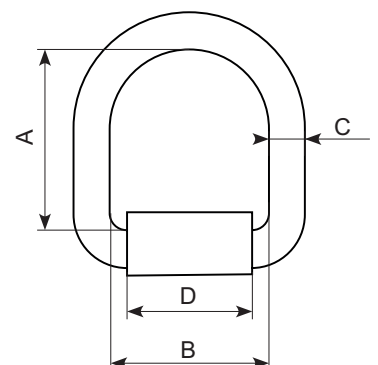
50.12016E

**Economy surring med center 60 svejst øje.**

Economy lashing with center 60 welded eye.

**BS 1600 kg****D-Ring med beslag D-Ring with bracket**

Varenr. Item no.	Størrelse Size	BS Kg	Dimensioner mm Dimensions mm			
			A	B	C	D
50.1300	1/2"	4.989	63,5	57,15	12,7	44,70
50.1301	5/8"	8.341	76,2	76,2	16,0	62,99
50.1302	3/4"	12.020	76,2	76,2	19,05	62,99
50.1303	1"	21.209	76,2	76,2	25,40	64,01



50.241NR

**T-strop. Materiale: NR. Længde: 150 mm**  
 T-strap. Material: NR. Length: 150 mm




50.242NR

**T-stige. Materiale: NR. Længde: 250 mm**  
 T-strap. Material: NR. Length: 250 mm




50.245NR

**T-stige med to huller. Materiale: NR. Længde: 160 mm**  
 Strap with two holes. Material: NR. Length: 160 mm



50.245H

**T-stige med 2 huller. Materiale: Hvid EPDM. Min. 400 stk.**  
**Længde: 160 mm**  
 Strap with 2 holes. White EPDM. Length: 160 mm. *Min. 400 pcs*



50.265

**Lille kombi-strop. Materiale: EPDM. Længde: 280 mm**  
 Short strap. Material: EPDM. Length: 280 mm



50.246NR

**T-stige med tre huller. Materiale: NR. Længde: 285 mm**  
 Strap with three holes. Material: NR. Length: 285 mm



50.266

**Gummistrop, kombi. Materiale: EPDM. Længde: 360 mm**  
 Rubber strap, combi. Material: EPDM. Length: 360 mm.



50.247NR

**Gummistrop, kombi. Materiale: NR.**  
**Længde: 365 mm / 370 mm**  
 Rubber strap, combi. Material: NR. Length: 365 mm / 370 mm



50.250

**Stigestrop. Rulle på 10 m.**  
**Materiale: SBR.**  
**Bredde: 30 mm,**  
**Hul: 55 mm, Trin: 11 mm**  
 Tarpaulin strap. Rulle på 10 m.  
 Materiale: SBR. Width: 30 mm,  
 Hole: 55 mm, Step: 11 mm



50.250X

**Stigestrop.**  
**Rulle på 10 m.**  
**Materiale: NR.**  
**Bredde: 27.5 mm,**  
**Hul: 55.5 mm, Trin: 11.5 mm**  
 Tarpaulin strap. Rulle på 10 m.  
 Materiale: NR.  
 Width: 27.5 mm, Hole: 55.5  
 mm, Step: 11.5 mm



**Gummi bagagestrop med S-kroge 10"-254mm EPDM**  
 Rubber Tarp Strap with S-hooks 10"-254mm EPDM

### Technical specifications

		L = længde	Anbefalet max længde
79.001	10" gummistrop med kroge	254 mm	457,2
79.002	15" gummistrop med kroge	381 mm	685,8
79.003	21" gummistrop med kroge	533,4 mm	914,4
79.004	31" gummistrop med kroge	787,4 mm	1.371,6
79.005	41" gummistrop med kroge	1.041,4 mm	1.676,40



50.275

**Stige POP. Materiale: EPDM. Længde: 200 mm**  
Strap POP. Material: EPDM. Length: 200 mm



50.276

**Stige POP. Materiale: EPDM. Længde: 275 mm**  
Strap POP. Material: EPDM. Length: 275 mm



50.261

**Strop, Ø8. Materiale: EPDM. Længde: 200 mm**  
Strap, Ø8. Material: EPDM. Length: 200 mm



50.244NR

**4-stige. Materiale: NR. Længde: 290 mm** ●  
Strap, 4-holes. Material: NR. Length: 290 mm



50.271

**Presenningstrop. Materiale: EPDM. Længde: 270 mm**  
Strap. Material: EPDM. Length: 270 mm



50.244NRS

**4-stige. Materiale: NR. Længde: 260 mm** ●  
Strap, 4-holes. Material: NR. Length: 260 mm



50.269

**Rund gummistrop. Materiale: EPDM. Ø106 / Ø86.**  
Round strap. Material: EPDM. Ø106 / Ø86.



50.263

**Oval strop, Ø7. Materiale: EPDM. Længde: 200 mm**  
Oval strap, Ø7. Material: EPDM. Length: 200 mm



50.243NR

**Oval strop. Materiale: NR. Længde: 280 mm** ●  
Oval-shaped strap. Material: NR. Length: 280 mm



50.267-10

**Strop. Materiale: NR. Længde: 400 mm. Udgår.** ●  
Strap. Material: NR. Length: 400 mm. **Discontinued.**



50.267NR

**Strop, oval. Materiale: NR. Længde: 400 mm**  
Strap oval. Material: NR. Length: 400 mm



50.267

**Oval strop. Materiale: EPDM. Længde: 400 mm**  
Oval strap. Material: EPDM. Length: 400 mm



50.263K

**Oval strop med krog. Materiale: EPDM. Længde: 200 mm**  
Løs krog: 50.263KL  
Oval strap with hook. Material: EPDM. Length: 200 mm  
Loose hook: 50.263KL



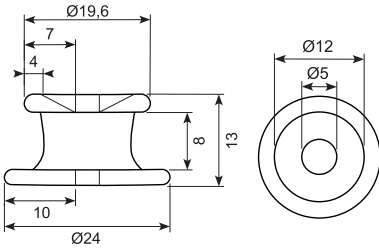
50.263K-10

**Oval strop med krog. Materiale: NR. Længde: 204 mm** ●  
**Udgår (erstattes på sigt af 50.263KNR)**  
Løs krog: 50.263KL  
Oval strap with hook. Material: NR. Length: 204 mm  
**Discontinued (to be replaced by 50.263KNR)**  
Loose hook: 50.263KL



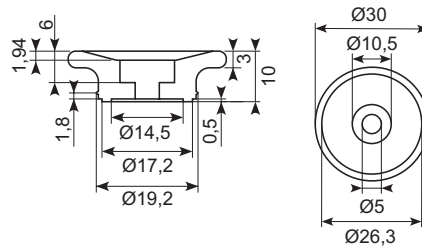
50.252J

HDPE plast fæsteknob, sort.  
100 stk. (Grå: 50.252G).  
HDPE plastic fastening knob, black.  
100 pcs. (Grey: 50.252G).



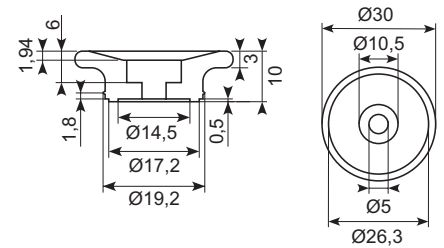
50.254J

Sort PE fæsteknob. 1.000 stk. \*  
i pose. LDPE. Min. 50.000 stk.  
Black LDPE knob. 1.000 pcs. per bag.  
LDPE. Min.: 50.000 pcs.



50.255J

Grå PE fæsteknob. 1.000 stk.  
i pose. LDPE.  
Grey PE knob. 1.000 pcs. per bag. LDPE.



Bagagerem Luggage strap



Varenr. Item no.	Mål Measure
79.051	600 mm
79.051A *	700 mm
79.052	900 mm
79.053	1.250 mm
79.054 *	1.750 mm
79.054A *	2.800 mm
79.055 *	3.000 mm
79.056	6.000 mm

50.13621

Campingstrop med krog / øje.  
20 x 490 mm.  
Camping strap with hook / eye.  
20 x 490 mm.



50.282

Gummistrop til f.eks. transportbure.  
Total længde: 540 mm  
Længde strop: 400 mm  
Rubber strap for e.g. transport boxes.  
Total length: 540 mm  
Length strap: 400 mm




50.281

Gummistrop til f.eks. transportbure.  
Total længde: 600 mm  
Længde strop: 500 mm  
Rubber strap for e.g. transport boxes.  
Total length: 600 mm  
Length strap: 500 mm



50.280

Gummistrop for fastspænding.  
Total længde: 610 mm  
Længde strop: 480 mm  
Bredde: 48mm  
Rubber tie down strap.  
Total length: 610 mm  
Length strap: 480 mm  
Width: 48mm

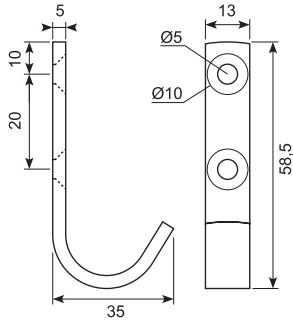


Gummistrop

50.11317

**Hvid tøjkrug.**

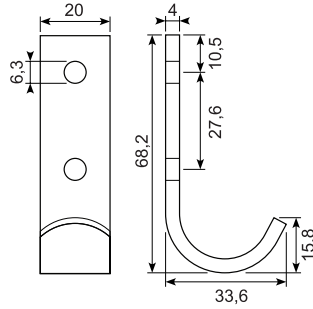
White coat hook.



50.13074-1

**Rustfri stålkrog.**

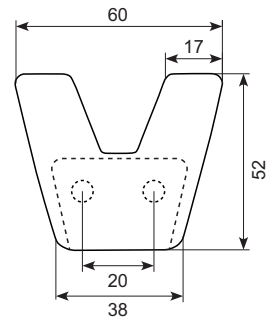
Stainless steel coat hook.



15.420

**Dobbelt jakkekrog**

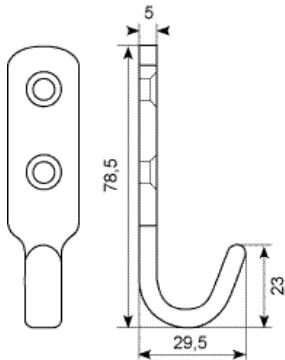
Double jacket hook.



50.200A

**Galvaniseret krog.**

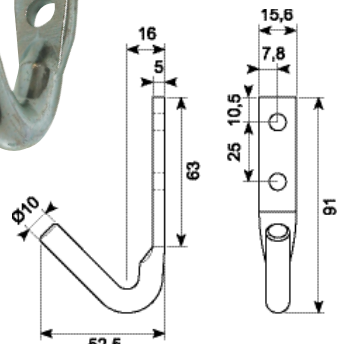
Galvanized line hook.



50.201J

**Galvaniseret snørekrog.**

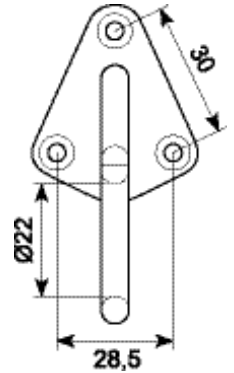
Galvanized wire hook.



50.232J

**Varmtgalvaniseret snørekrog med øje og krog.**

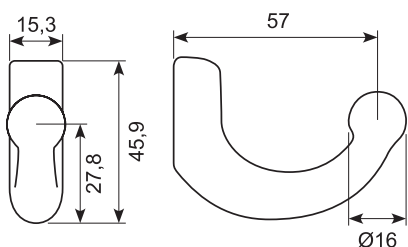
Hot-dipped galvanized wire hook with eye and hook.



50.11092L

**Stor smedet krog.**

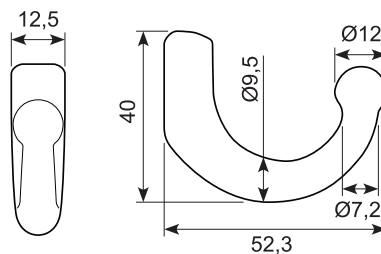
Large forged hook.



50.11092S

**Lille smedet krog.**

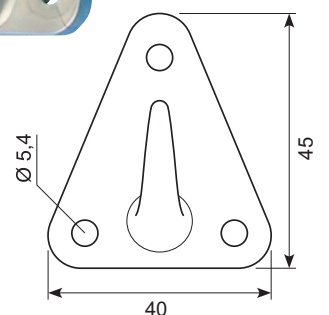
Small forged hook.



50.251

**Grå PVC-krog.**

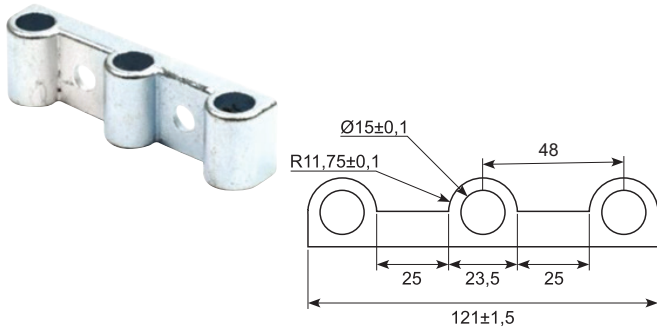
Grey triangular PVC hook.



50.14723-1

**Hestetrailerdel. Center: 48 mm. Bagbom beslag, lige.****Min. ordre: 500 stk.**

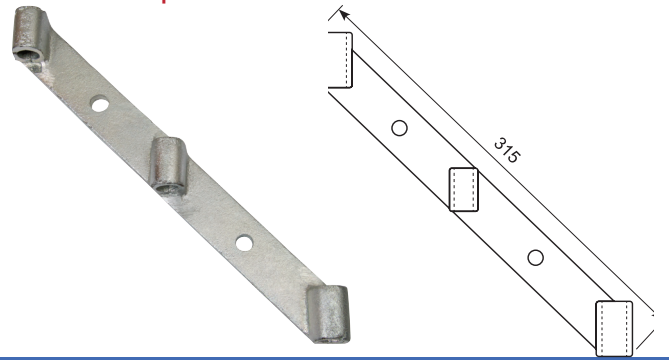
Horse trailer part. Sidewall holder. Center: 48 mm.

**Min. ordre: 500 pcs.**

50.14723-11HL

**Tre-hulsbeslag. Type 2.****Min. ordre: 500 stk.**

Three-hole bracket. Type 2.

**Min. ordre: 500 pcs.**

50.14723-11

**Hestetrailerdel 220 x 33 mm. Bagbom beslag, lige.****Min. ordre: 500 stk.**

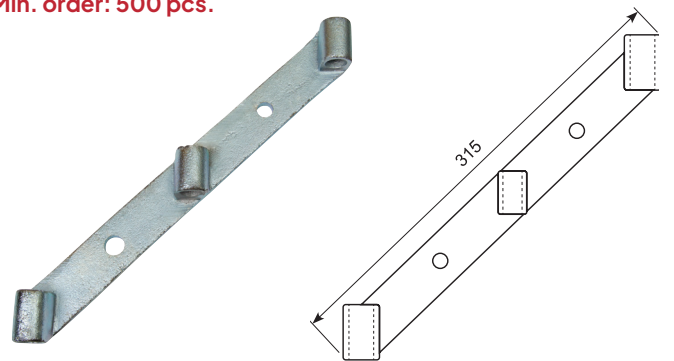
Horse trailer part 220 x 33 mm. Side wall holder.

**Min. ordre: 500 pcs.**

50.14723-11HR

**Tre-hulsbeslag. Type 1.****Min. ordre: 500 stk.**

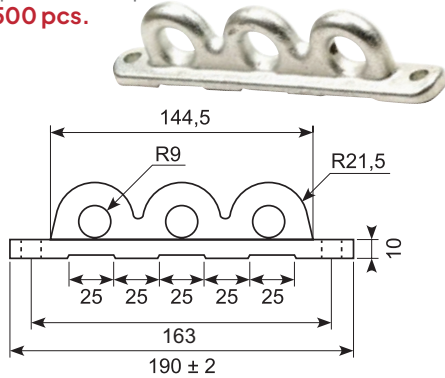
Three-hole bracket. Type 1.

**Min. ordre: 500 pcs.**

50.14723-2

**Hestetrailerdel. Bagbom beslag, skillevæg.****Min. ordre: 500 stk.**

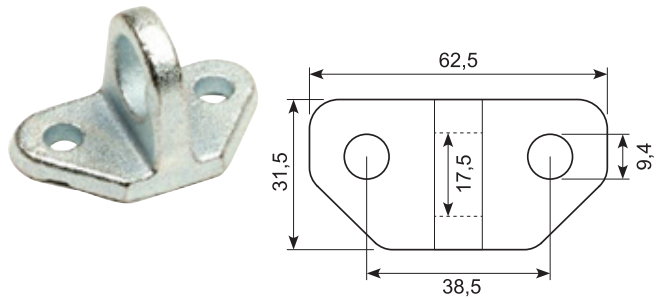
Horse trailer part. 3-hole partition wall holder.

**Min. ordre: 500 pcs.**

50.14723-4B

**Hestetrailerdel. Skillevægsholder.****Min. ordre: 500 stk.**


Horse trailer part. Step holder.

**Min. ordre: 500 pcs.**

50.14723-3B

**Stor panik holder.**

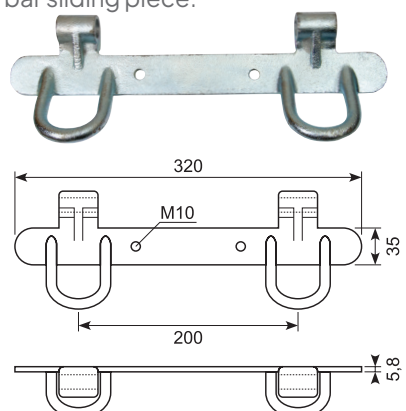
Large panic bar holder.



50.14723-4C

**Stor glidestykke til panikhold.**

Large panic bar sliding piece.



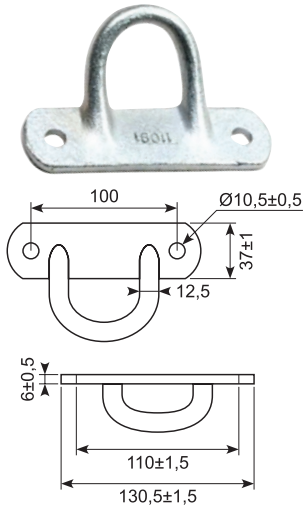
50.14723-4A

Hestetrailerdel. Bindingsbeslag.

Min. ordre: 500 stk.

Horse trailer part. Connecting handle.

Min. order: 500 pcs.



50.14723-7

Hestetrailerdel. Øjebeslag dobbelt til skillevæg.

Min. ordre: 500 stk.

Horse trailer part. Breast-butt tube

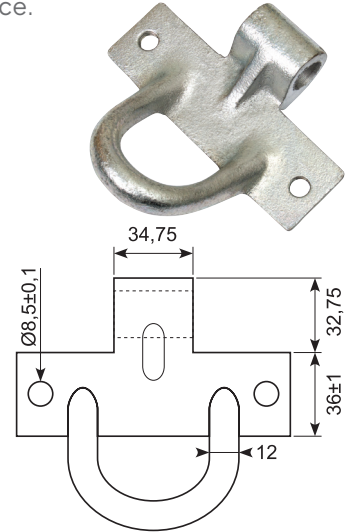
holder partition. Min. order: 500 pcs.



50.14723-4

Hestetrailerdel. Bindeøje yderparti panikudløser.

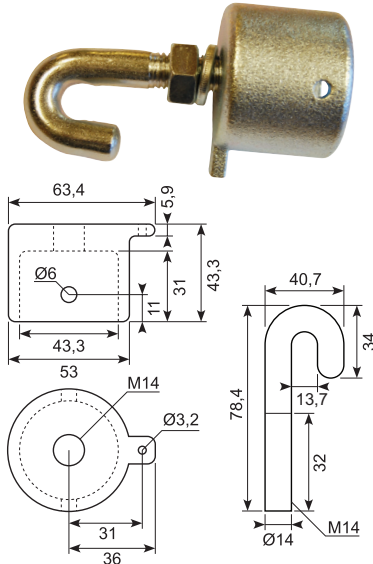
Horse trailer part. Paric lock end piece.



50.11496-1

Endestykke med buet tap.

End piece with curved tap.

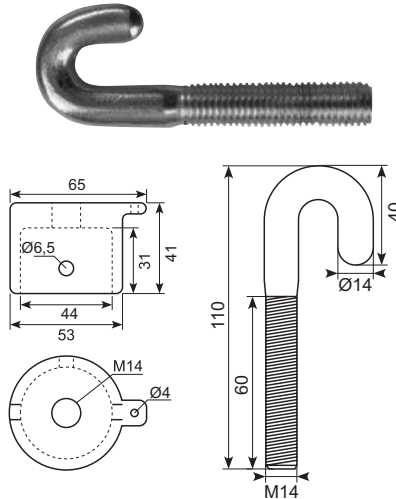


50.11496-1X

Endestykke med buet tap.

3 montagehuller. Min. 1.000 stk.

End piece with curved tap. 3 mounting holes. Min. order: 1.000 pcs.



39.14636DE

Rør af PU-skum.

Ø79 / Ø50 x 660 mm.

Min. ordre: 10 stk.

PU foam pipe. Ø79 / Ø50 x 660 mm.

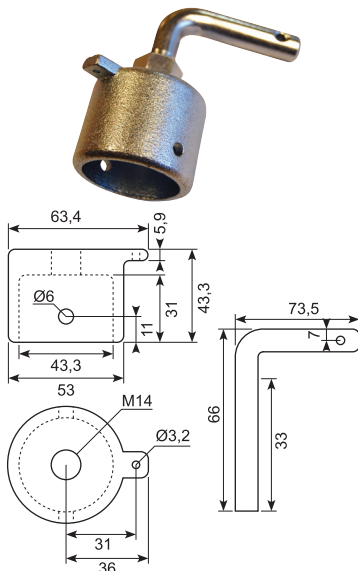
Min. order: 10 pcs.



50.11496

Endestykke med vinkeltap.

End piece with angled tap.

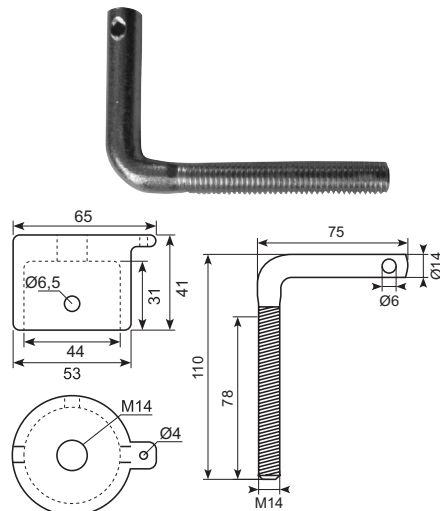


50.11496X

Endestykke med vinkeltap.

3 montagehuller. Min. 1.000 stk.

End piece with angled tap. 3 mounting holes. Min. order: 1.000 pcs.



39.14636-595DE

Rør af PU-skum. Ø79 / Ø50 x 595 mm.

Min. ordre: 10 stk.

PU foam pipe. Ø79 / Ø50 x 595 mm.

Min. order: 10 pcs.



39.14961DE

PU-skum sidebeskyttelse med 8 propper og tyk hud.  
Blød. densitet (SH 25). 1.340 x 250 x 25 mm.

Min. ordre: 10 stk.

PU-foam side protection with 8 plugs and thick skin. Soft density (SH 25). 1.340 x 250 x 25 mm.

Min. order: 10 pcs.



39.14961PDE

Prop til sidebeskyttelse. Ø19,93 / Ø9,6. Længde: 9,25 mm. \*

Min. ordre: 10 stk.

Plug for side protection. Ø19,93 / Ø9,6. Length: 9,25 mm.

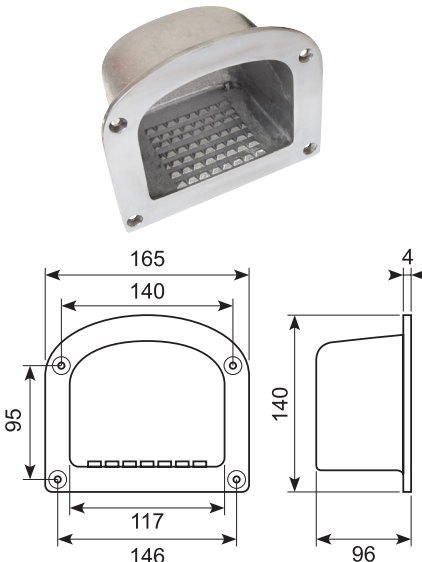
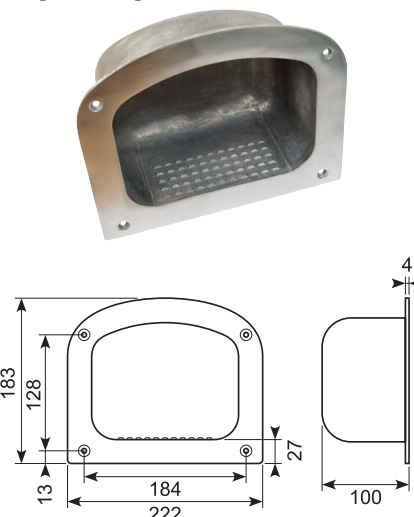
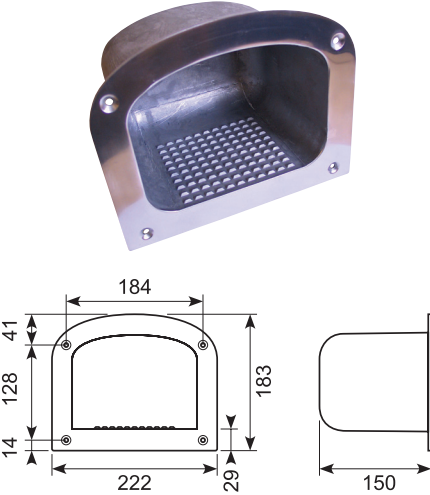
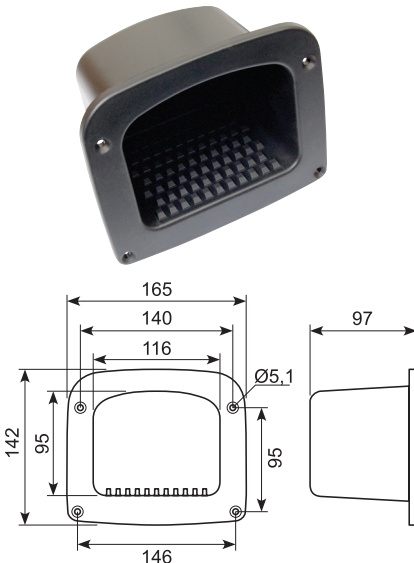
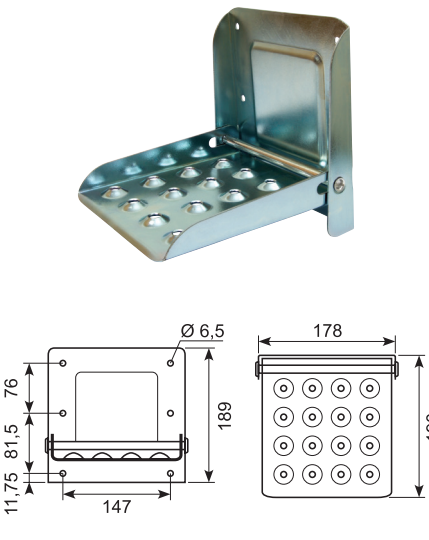
Min. order: 10 pcs.



## Milestones



- |             |   |             |  |
|-------------|---|-------------|--|
| <b>1947</b> | BIBUS AG, Switzerland   | <b>2009</b> | BIBUS SPAIN, S.L., Spain<br>BIBUS Portugal, Lda, Portugal  |
| <b>1976</b> | BIBUS HYDRAULIK AG, Switzerland   | <b>2010</b> | BIBUS Shanghai Mec., Ltd., China<br>WESER-PUMPEN GmbH, Germany<br>BIBUS METALS (Shenzhen), Ltd., China       |
| <b>1977</b> | SAUTER EDELSTAHL AG, Switzerland  | <b>2011</b> | BIBUS METALS s.r.o., Czech Republic<br>BIBUS METALS Ltd., Great Britain<br>BIBUS Otomasyon Ltd. Sti., Turkey |
| <b>1979</b> | BIBUS METALS AG, Switzerland  | <b>2012</b> | BIBUS Horizon Ltd, India<br>BIBUS doo, Bosnia  |
| <b>1990</b> | BIBUS METALS GmbH, Germany<br>MPL AG, Switzerland<br>ELSOFT AG, Switzerland   | <b>2013</b> | BIBUS (Thailand) Company Ltd, Thailand<br>CNS Universal Company Ltd, Thailand<br>BIBUS Italia Srl, Italy     |
| <b>1992</b> | BIBUS s.r.o., Czech Republic<br>MPI Distribution AG, Switzerland  | <b>2014</b> | BIBUS Malaysia Sdn. Bhd., Malaysia<br>BIBUS Baltics SIA, Latvia  |
| <b>1994</b> | SAUER BIBUS GmbH, Germany   | <b>2016</b> | BIBUS Hidrotos Hidrolik A.S., Turkey   |
| <b>1997</b> | BIBUS GmbH, Germany<br>BIBUS Zagreb d.o.o., Croatia   | <b>2017</b> | S+D Spezialstahl Handelsgesellschaft mbH,<br>Germany   |
| <b>1999</b> | BIBUS MENOS Sp. z o.o., Poland<br>BIBUS SK s.r.o., Slovakia   | <b>2018</b> | BIBUS Romicon B.V., Netherlands  |
| <b>2000</b> | BIBUS Austria GmbH, Austria<br>BIBUS (UK) Ltd., Great Britain<br>BIBUS METALS Sp. z o.o., Poland<br>BIBUS Kft, Hungary        | <b>2018</b> | OMC Costruzioni Oleomeccaniche Srl, Italy  |
| <b>2001</b> | BIBUS France S.A.S., France<br>BIBUS METALS Kft, Hungary  | <b>2021</b> | Founding of BIBUS Industry DOO, Serbia   |
| <b>2004</b> | INOTEH d.o.o., Slovenia<br>BIBUS METALS BULGARIA EOOD, Bulgaria<br>BIBUS METALS S.R.L., Romania                               | <b>2022</b> | Joint-venture with Mparts B.V.,<br>The Netherlands   |
| <b>2005</b> | BIBUS Ukraine TOV, Ukraine<br>BIBUS METALS TOV, Ukraine   | <b>2023</b> | Merger Mparts B.V. with BIBUS Romicon<br>B.V. to BIBUS B.V., The Netherlands                                 |
| <b>2006</b> | BIBUS SES SRL, Romania  |             |  |
| <b>2007</b> | A/S H. SINDBY & Co., Denmark<br>BIBUS (BY) COOO, Belarus<br>BIBUS Bulgaria Ltd., Bulgaria<br>BIBUS Vietnam Co., Ltd., Vietnam |             |  |
| <b>2008</b> | BIBUS Metals Ltd., Hong Kong<br>BIBUS Eurofluid SRL, Romania  |             |  |

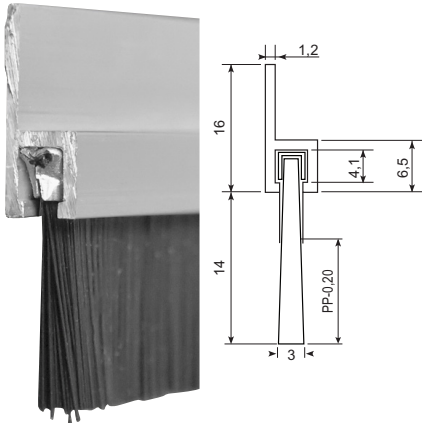
23.248	23.248M	23.248X
<p><b>Indbygningstrin i poleret aluminium.</b> Recessed step. Polished aluminium.</p> 	<p><b>Indbygningstrin i poleret aluminium. Vægt: 950 g.</b> Recessed step. Polished aluminium. Weight: 950 g.</p> 	<p><b>Aluminium indbygningstrin. Højpoleret front.</b> Aluminium recessed step. Highpolished front.</p> 
23.248N	50.0193010	
<p><b>Sort nylon indbygningstrin.</b> Black nylon recessed step.</p> 	<p><b>Galvaniseret foldetrin. 1,36 kg.</b> Zinc plated folding step. 1,36 kg.</p> 	

## Ergonomi betyder merværdi

Med de rette trin formindskes risikoen for uheld og deraf følgende fravær. Spørg os om de små trin med stor indvirkning.

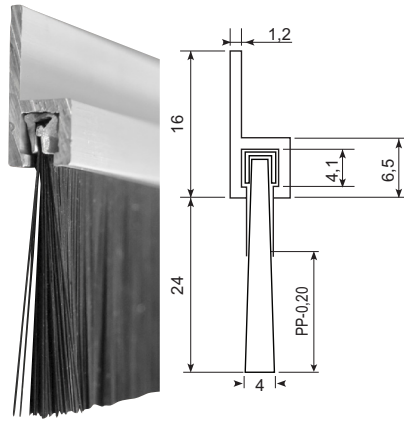
57.401/3EJ

H-brush. H: 30 mm, BH: 14 mm.  
Available in lengths of 3 m



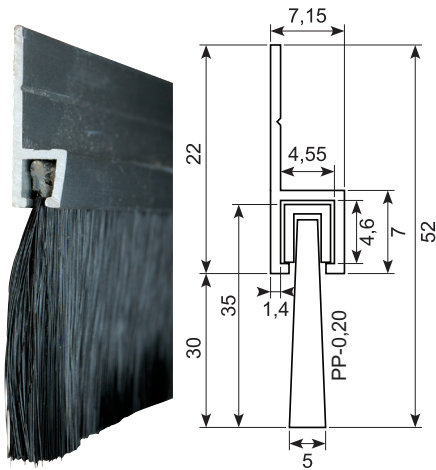
57.402/3EJ

H-brush. H: 40 mm, BH: 24 mm.  
Available in lengths of 3 m



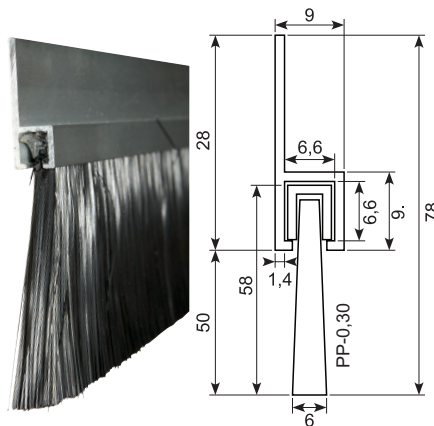
57.403/2.5J

Børsteliste af aluminium.  
Længde: 2,5 m.  
Aluminium brush list. Length: 2,5 m.



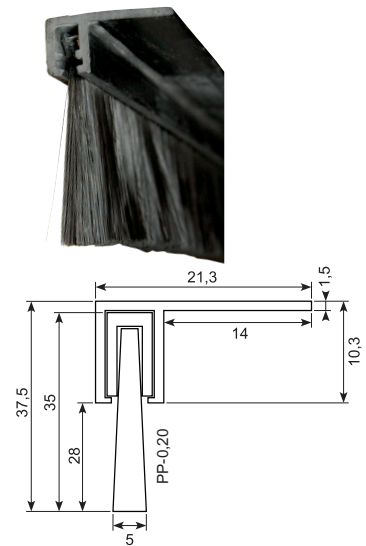
57.405/2J

Børsteliste af aluminium.  
Længde: 2 m.  
Aluminium brush list. Length: 2 m.



57.443/2JP

Børsteliste af sort plastik.  
Længde: 2 m.  
Black plastic brush list. Length: 2 m.

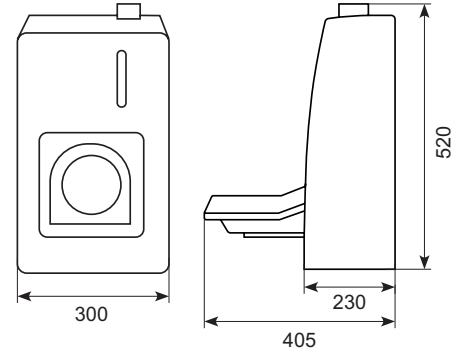


**54.KE5**

**Handiwash. 12 V med koldt-/ varmtvandsbeholder. Inkl. vask. Med maks. 60°C varmt vand.**

Handiwash. 12 V with cold-/hot water tank. Incl. wash basin. Max. 60°C hot water.

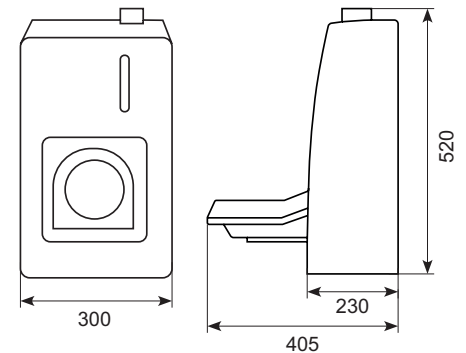
**54.KE5-40C: Med maks. 40°C varmt vand Max. 40°C hot water**

**54.KE6**

**Handiwash. 24 V med koldt-/ varmtvandsbeholder. Inkl. vask. Med maks. 60°C varmt vand.**

Handiwash. 24 V with cold-/hot water tank. Incl. wash basin. Max. 60°C hot water.

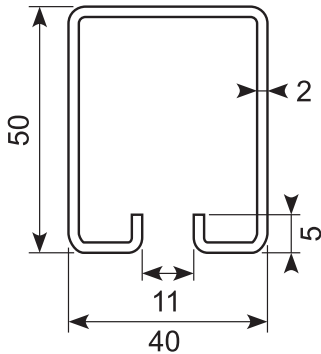
**54.KE6-40C: Med maks. 40°C varmt vand Max. 40°C hot water**



50.020020

Galvaniseret C-skinne.  
Længde: 5,8 m.

Zinc plated C-rail. Length: 5,8 m.



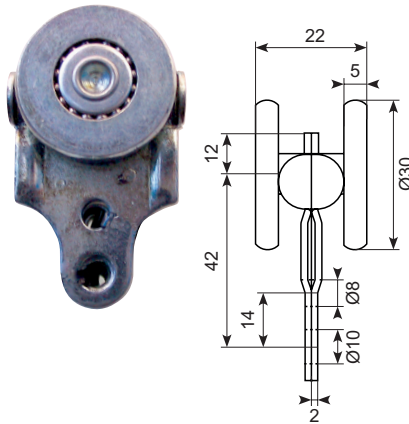
50.022020

Jernrulle med leje. Ø30  
Til skinne 50.020010.

Min. ordre 50

Iron roller with bearing.  
For rail 50.020010.

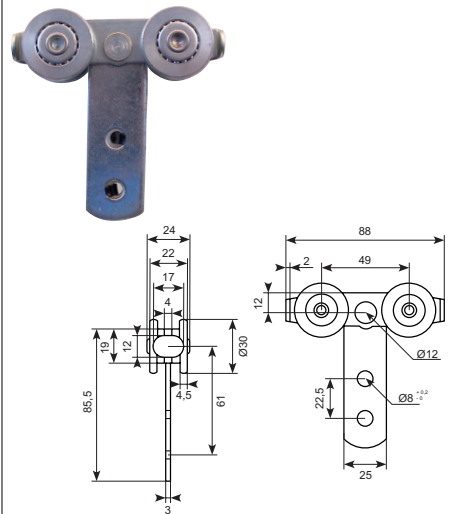
Min. order 50



50.024020

Jernrulle med leje. Ø30  
Til skinne 50.020010.

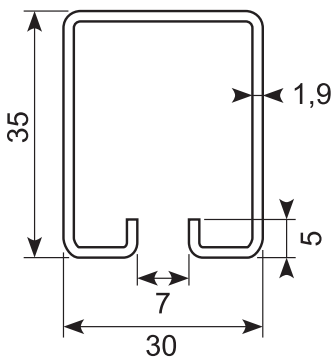
Iron roller with bearing.  
For rail 50.020010.



50.020010

Galvaniseret C-skinne.  
Længde: 5,8 m.

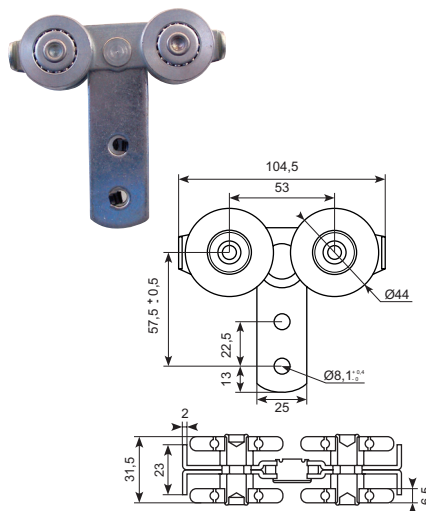
Zinc plated C-rail. Length: 5,8 m.



50.024050

Jernrulle med leje. Ø44  
Til skinne 50.020020.

Iron roller with bearing.  
For rail 50.020020.



50.9754X

Varmtgalvaniseret kæde, svejst.  
4,1 mm. Udvendig ca. 29 x 15 mm.  
Belastning: 132 kg. Længde: 30 mtr.

Hot-dip galvanised chain, welded.  
4,1 mm. External approx. 29 x 15 mm.  
Load: 132 kg. Length: 30 mtr.



50.9777-2BXA

Forniklet messing møtrik.  
Indv. sekskant. Indvendig M6.

Nut, nickel plated brass. Inside thread  
M6.



50.14848

Galvaniseret træmøtrik med  
Ø7,5 mm hals. Indslagsmøtrik  
M6 x 12 mm. 1.000 stk. pr. kasse.

Zinc plated T-nut with Ø7,5 mm neck.  
M6 x 12 mm. 1.000 pcs. per package.



50.14849

Galvaniseret krog, 4 mm.  
Leveres i pakker á 100 stk.

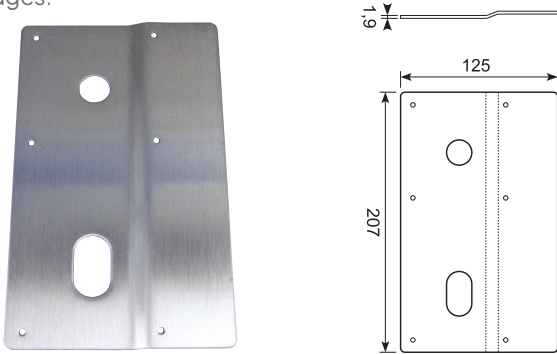
Zinc plated hook, 4 mm. 100 pcs. per  
package.



50.9576-7

**Rustfri AISI 304 plade med buk, højre. 8 huller.**  
**Ingen skarpe kanter.**

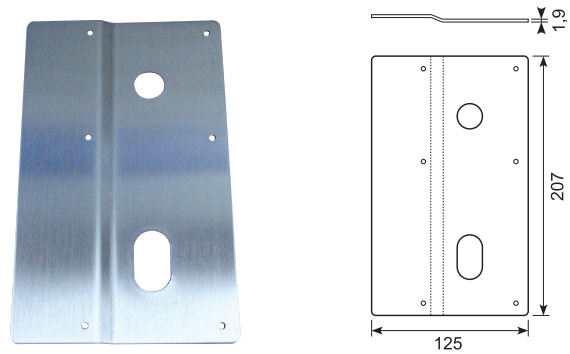
Stainless AISI 304 plate with bend, RH. 8 holes. No sharp edges.



50.9576-8

**Rustfri AISI 304 plade med buk, venstre. 8 huller.**  
**Ingen skarpe kanter.**

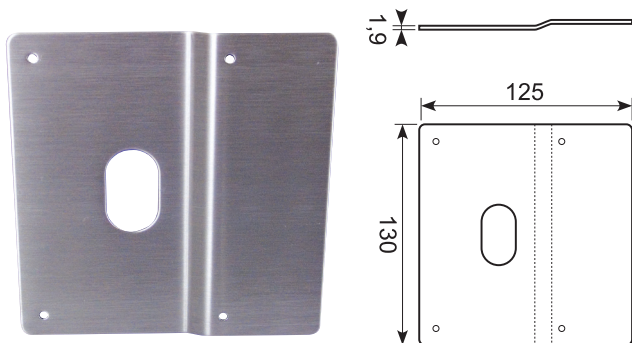
Stainless AISI 304 plate with bend, LH. 8 holes. No sharp edges.



50.9576-6

**Rustfri AISI 304 plade med buk. 5 huller.**  
**Ingen skarpe kanter.**


Stainless AISI 304 plate with bend. 5 holes. No sharp edges.



50.9576-9

**Rustfri AISI 304 plade med 6 huller.**  
**Ingen skarpe kanter.**

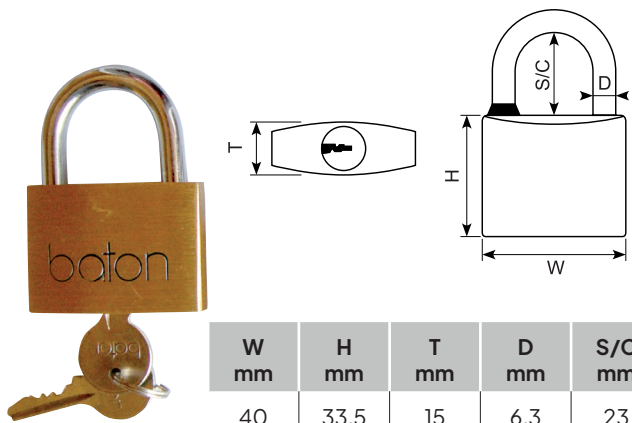
Stainless AISI 304 plate with 6 holes. No sharp edges.



16.425

**Messing hængelås 40**

Brass padlock 40



Hestetrailer, lastbil, skurvogn  
og diverse andre påhængskøretøjer.  
*Vi har hardware til det meste på fire hjul.*

## Standardprogram i almindelige gasfjedre *Standard program in ordinary gas springs*

Varenr. Item no.	Stem- pelvan- dring Stroke	Stem- peld- iameter Piston diameter	Cylin- derdiam- eter Cylinder diameter	Dæmpning/ stempelcylinder Damping/ piston cylinder	Længde ekskl. gevind Length excl. thread	Længde inkl. 2 øjer Length incl. 2 hinges	Længde inkl. 2 kugleled Length incl. 2 ball sockets	Længde inkl. 2 gaffelstykker Length incl. 2 clevises	Styrke Force Nm
19.05010	50	8	19	4/0	BOLO/215	A1A1/255	A3A3/275	A5A5/279	100
19.08015	80	8	19	4/0	BOLO/215	A1A1/255	A3A3/275	A5A5/279	150
19.08025	80	8	19	4/0	BOLO/215	A1A1/255	A3A3/275	A5A5/279	250
19.08030	80	8	19	4/0	BOLO/215	A1A1/255	A3A3/275	A5A5/279	300
19.08040	80	8	19	4/0	BOLO/215	A1A1/255	A3A3/275	A5A5/279	400
19.08550	85	8	19	5/0	BONO/220	A1A1/260	A3A3/280	A5A5/284	500
19.08570	85	8	19	5/0	BONO/220	A1A1/260	A3A3/280	A5A5/284	700
19.09515	95	8	19	5/0	BONO/240	A1A1/280	A3A3/300	A5A5/304	150
19.10015	100	8	19	5/0	BONO/260	A1A1/300	A3A3/320	A5A5/324	150
19.10020	100	8	19	5/0	BONO/260	A1A1/300	A3A3/320	A5A5/324	200
19.10025	100	8	19	5/0	BONO/260	A1A1/300	A3A3/320	A5A5/324	250
19.10030	100	8	19	5/0	BONO/260	A1A1/300	A3A3/320	A5A5/324	300
19.10035	100	8	19	5/0	BONO/260	A1A1/300	A3A3/320	A5A5/324	350
19.10050	100	8	19	5/0	BONO/260	A1A1/300	A3A3/320	A5A5/324	500
19.10075	100	8	19	5/0	BONO/260	A1A1/300	A3A3/320	A5A5/324	750
19.11015	110	8	19	5/0	BONO/280	A1A1/320	A3A3/340	A5A5/344	150
19.150050	150	8	19	5/0	BONO/360	A1A1/400	A3A3/420	A5A5/424	50
19.150075	150	8	19	5/0	BONO/360	A1A1/400	A3A3/420	A5A5/424	75
19.15015	150	8	19	5/0	BONO/360	A1A1/400	A3A3/420	A5A5/424	150
19.15016	150	8	19	5/0	BONO/360	A1A1/400	A3A3/420	A5A5/424	160
19.15025	150	8	19	5/0	BONO/360	A1A1/400	A3A3/420	A5A5/424	250
19.15035	150	8	19	5/0	BONO/360	A1A1/400	A3A3/420	A5A5/424	350
19.15050	150	8	19	5/0	BONO/360	A1A1/400	A3A3/420	A5A5/424	500
19.15075	150	8	19	5/0	BONO/360	A1A1/400	A3A3/420	A5A5/424	750
19.150100	150	10	22	5/2	H0H0/360	A1A1/400	A3A3/420	A5A5/424	1.000
19.150120	150	10	22	5/2	H0H0/360	A1A1/400	A3A3/420	A5A5/424	1.200
19.20010	200	8	19	5/0	BONO/460	A1A1/500	A3A3/520	A5A5/524	100
19.20015	200	8	19	5/0	BONO/460	A1A1/500	A3A3/520	A5A5/524	150
19.20020	200	8	19	5/0	BONO/460	A1A1/500	A3A3/520	A5A5/524	200
19.20025	200	8	19	5/0	BONO/460	A1A1/500	A3A3/520	A5A5/524	250
19.20040	200	8	19	5/0	BONO/460	A1A1/500	A3A3/520	A5A5/524	400
19.20050	200	8	19	5/0	BONO/460	A1A1/500	A3A3/520	A5A5/524	500
19.20075	200	10	22	5/2	HONO/460	A1A1/500	A3A3/520	A5A5/524	750
19.20090	200	10	22	5/2	HONO/460	A1A1/500	A3A3/520	A5A5/524	900
19.200100	200	10	22	5/2	HONO/460	A1A1/500	A3A3/520	A5A5/524	1.000
19.200100X	200	12	28	5/4	H0L0/460	A1A1/500	A3A3/520	A5A5/524	1.000
19.200125	200	10	22	5/2	HONO/460	A1A1/500	A3A3/520	A5A5/524	1.250
19.200150	200	12	28	5/4	H0L0/460	A1A1/500	A3A3/520	A5A5/524	1.500
19.200200	200	14	28	5/5	DOM0/470	B1B1/520	A4A4/540	B9B9/550	2.000
19.200250	200	14	28	5/5	DOM0/470	B1B1/520	A4A4/540	B9B9/550	2.500
19.22520	225	10	22	5/2	HONO/510	A1A1/550	A3A3/570	A5A5/574	200
19.23520	235	10	22	5/2	HONO/550	A1A1/590	A3A3/610	A5A5/614	200
19.23575	235	10	22	5/2	HONO/550	A1A1/590	A3A3/610	A5A5/614	750
19.23590	235	10	22	5/2	HONO/550	A1A1/590	A3A3/610	A5A5/614	900

## Standardprogram i almindelige gasfjedre *Standard program in ordinary gas springs*

Varenr. Item no.	Stempelvandring Stroke	Stempeldiameter Piston diameter	Cylinderdiameter Cylinder diameter	Dæmpning/ stempelcylinder Damping/ piston cylinder	Længde ekskl. gevind Length excl. thread	Længde inkl. 2 øjer Length incl. 2 hinges	Længde inkl. 2 kugleled Length incl. 2 ball sockets	Længde inkl. 2 gaffelstykker Length incl. 2 clevises	Styrke Force Nm
19.25008	250	10	22	5/2	HONO/610	A1A1/650	A3A3/670	A5A5/674	80
19.25015	250	10	22	5/2	HONO/610	A1A1/650	A3A3/670	A5A5/674	150
19.25025	250	10	22	5/2	HONO/610	A1A1/650	A3A3/670	A5A5/674	250
19.25030	250	10	22	5/2	HONO/610	A1A1/650	A3A3/670	A5A5/674	300
19.25040	250	10	22	5/2	HONO/610	A1A1/650	A3A3/670	A5A5/674	400
19.25050	250	10	22	5/2	HONO/610	A1A1/650	A3A3/670	A5A5/674	500
19.25060	250	10	22	5/2	HONO/610	A1A1/650	A3A3/670	A5A5/674	600
19.25075	250	10	22	5/2	HONO/610	A1A1/650	A3A3/670	A5A5/674	750
19.250100	250	10	22	5/2	HONO/610	A1A1/650	A3A3/670	A5A5/674	1.000
19.250150	250	14	28	5/5	DOMO/610	B1B1/660	A4A4/680	B9B9/690	1.500
19.30025	300	10	22	5/2	HONO/710	A1A1/750	A3A3/770	A5A5/774	250
19.30040	300	10	22	5/2	HONO/710	A1A1/750	A3A3/770	A5A5/774	400
19.30050	300	10	22	5/2	HONO/710	A1A1/750	A3A3/770	A5A5/774	500
19.30060	300	10	22	5/2	HONO/710	A1A1/750	A3A3/770	A5A5/774	600
19.30075	300	10	22	5/2	HONO/710	A1A1/750	A3A3/770	A5A5/774	750
19.300100	300	10	22	5/2	HONO/710	A1A1/750	A3A3/770	A5A5/774	1.000
19.300125	300	14	28	5/5	DOMO/710	B1B1/760	A4A4/780	B9B9/790	1.250
19.300150	300	14	28	5/5	DOMO/710	B1B1/760	A4A4/780	B9B9/790	1.500
19.300200	300	14	28	5/5	DOMO/710	B1B1/760	A4A4/780	B9B9/790	2.000
19.300250	300	14	28	5/5	DOMO/710	B1B1/760	A4A4/780	B9B9/790	2.500
19.35025	350	10	22	5/2	HONO/760	A1A1/800	A3A3/820	A5A5/824	250
19.35050	350	10	22	5/2	HONO/760	A1A1/800	A3A3/820	A5A5/824	500
19.35075	350	10	22	5/2	HONO/760	A1A1/800	A3A3/820	A5A5/824	750

## Gasfjedre med ventil *Gas springs with build-in valve*

Gasfjedre med ventil har en variabel styrke. Med vores fyldeanlæg kan vi fylde og efterfylde dine gasfjedre. Kontakt os for nærmere oplysning vedrørende dette.

Gas springs with built-in valves and variable force can be filled and refilled by us, as we have specialised equipment for this.

Varenr. Item no.	Stempelvandring Stroke	Stempeldiameter Piston diameter	Cylinderdiameter Cylinder diameter	Dæmpning/ stempelcylinder Damping/ piston cylinder	Længde ekskl. gevind Length excl. thread	Længde inkl. 2 øjer Length incl. 2 hinges	Længde inkl. 2 kugleled Length incl. 2 ball sockets	Længde inkl. 2 gaffelstykker Length incl. 2 clevises	Styrke Force Nm
19.15000	150	8	19	5/0	BONO/360	A1A1/400	A3A3/420	A5A5/424	Variabel
19.20000	200	10	22	5/2	HONO/460	A1A1/500	A3A3/520	A5A5/524	Variabel
19.20000A	200	14	28	5/5	DOMO/470	B1B1/520	A4A4/540	B9B9/550	Variabel
19.35000	350	10	22	5/2	HONO/760	A1A1/800	A3A3/820	A5A5/824	Variabel
19.40000	400	10	22	5/2	HONO/840	A1A1/880	A3A3/900	A5A5/925	Variabel
19.50000	500	14	28	5/5	DOMO/1060	B1B1/1110	A4A4/1130	B9B9/1140	Variabel

## Rustfri 304 gasfjedre med ventil *Stainless 304 gas springs with build-in valve*

Varenr. Item no.	Stempelvandring Stroke	Stempeldiameter Piston diameter	Cylinderdiameter Cylinder diameter	Dæmpning/ stempelcylinder Damping/ piston cylinder	Længde ekskl. gevind Length excl. thread	Længde inkl. 2 øjer Length incl. 2 hinges	Længde inkl. 2 kugleled Length incl. 2 ball sockets	Længde inkl. 2 gaffelstykker Length incl. 2 clevises	Styrke Force Nm
19.10000-304	100	10	22	5/2	HONO/260	A1NA1/300	A3NA3/320	A5NA5/324	Variabel
19.15000-304	150	10	22	5/2	HONO/360	A1NA1/400	A3NA3/420	A5NA5/424	Variabel
19.20000-304	200	10	22	5/2	HONO/460	A1NA1/500	A3NA3/520	A5NA5/524	Variabel
19.25000-304	250	10	22	5/2	HONO/610	A1NA1/650	A3NA3/670	A5NA5/674	Variabel
19.30000-304	300	10	22	5/2	HONO/710	A1NA1/750	A3NA3/770	A5NA5/774	Variabel
19.40000-304	400	10	22	5/2	HONO/840	A1A1/880	A3A3/900	A5A5/925	Variabel

## Små gasfjedre *Small gas springs*

Varenr. Item no.	Stempelvandring Stroke	Stempeldiameter Piston diameter	Cylinderdiameter Cylinder diameter	Dæmpning/ stempelcylinder Damping/ piston cylinder	Længde ekskl. gevind Length excl. thread	Længde inkl. 2 øjer Length incl. 2 hinges	Længde inkl. 2 kugleled Length incl. 2 ball sockets	Længde inkl. 2 gaffelstykker Length incl. 2 clevises	Styrke Force Nm
19.605005	50	6	15	4/6	VOVO/122	D1D1/+31mm	B3B3/+44 mm	E5E5/+40 mm	50
19.605007	50	6	15	4/6	VOVO/122	D1D1/+32mm	B3B3/+44 mm	E5E5/+40 mm	70
19.605010	50	6	15	4/6	VOVO/122	D1D1/+31mm	B3B3/+44 mm	E5E5/+40 mm	100
19.605012	50	6	15	4/6	VOVO/122	D1D1/+31mm	B3B3/+44 mm	E5E5/+40 mm	125
19.605020	50	6	15	4/6	VOVO/122	D1D1/+31mm	B3B3/+44 mm	E5E5/+40 mm	200
19.605040	50	6	15	4/6	VOVO/122	D1D1/+31mm	B3B3/+44 mm	E5E5/+40 mm	400
19.608005	80	6	15	4/6	VOVO/182	D1D1/+31mm	B3B3/+44 mm	E5E5/+40 mm	50
19.608010	80	6	15	4/6	VOVO/182	D1D1/+31mm	B3B3/+44 mm	E5E5/+40 mm	100
19.608020	80	6	15	4/6	VOVO/182	D1D1/+31mm	B3B3/+44 mm	E5E5/+40 mm	200
19.608030	80	6	15	4/6	VOVO/182	D1D1/+31mm	B3B3/+44 mm	E5E5/+40 mm	300
19.610005	100	6	15	4/6	VOVO/222	D1D1/+31mm	B3B3/+44 mm	E5E5/+40 mm	50
19.610010	100	6	15	4/6	VOVO/222	D1D1/+31mm	B3B3/+44 mm	E5E5/+40 mm	100
19.610015	100	6	15	4/6	VOVO/222	D1D1/+31mm	B3B3/+44 mm	E5E5/+40 mm	150
19.610020	100	6	15	4/6	VOVO/222	D1D1/+31mm	B3B3/+44 mm	E5E5/+40 mm	200
19.610030	100	6	15	4/6	VOVO/222	D1D1/+31mm	B3B3/+44 mm	E5E5/+40 mm	300
19.612505	125	6	15	4/6	VOVO/272	D1D1/+31mm	B3B3/+44 mm	E5E5/+40 mm	50
19.612510	125	6	15	4/6	VOVO/272	D1D1/+31mm	B3B3/+44 mm	E5E5/+40 mm	100
19.612515	125	6	15	4/6	VOVO/272	D1D1/+31mm	B3B3/+44 mm	E5E5/+40 mm	150
19.612520	125	6	15	4/6	VOVO/272	D1D1/+31mm	B3B3/+44 mm	E5E5/+40 mm	200
19.612530	125	6	15	4/6	VOVO/272	D1D1/+31mm	B3B3/+44 mm	E5E5/+40 mm	300
19.615010	150	6	15	4/6	VOVO/322	D1D1/+31mm	B3B3/+44 mm	E5E5/+40 mm	100
19.615015	150	6	15	4/6	VOVO/322	D1D1/+31mm	B3B3/+44 mm	E5E5/+40 mm	150
19.615020	150	6	15	4/6	VOVO/322	D1D1/+31mm	B3B3/+44 mm	E5E5/+40 mm	200
19.615030	150	6	15	4/6	VOVO/322	D1D1/+31mm	B3B3/+44 mm	E5E5/+40 mm	300
19.7953A	88	6	15	4/6	W4W4/246	<b>Med fast kuglehed</b>			80N

### A1 øjer monteret *A1 hinges mounted*

Varenummer	Længde inkl. 2 øjer	Stempelvandring	Stempeldiameter	Cylinder diameter	Dæmpning/stem- pelpylinder	Styrke Nm
19.2820	503	200	10	22	5/2	250
19.2821	503	200	10	22	5/2	400
19.2822	503	200	10	22	5/2	500
19.2824	503	200	10	22	5/2	650
19.2826	503	200	10	22	5/2	750

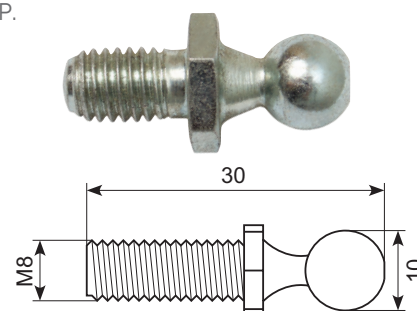
#### 19.3880A3P

**Sort kunststof kugleled.**  
Black plastic swivel.



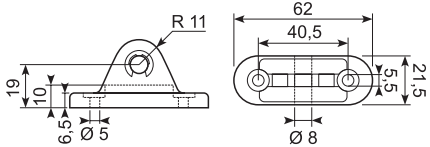
#### 19.3880A3PB

**Bolt til kugleled 19.3880A3P.**  
Bolt for swivel 19.3880A3P.



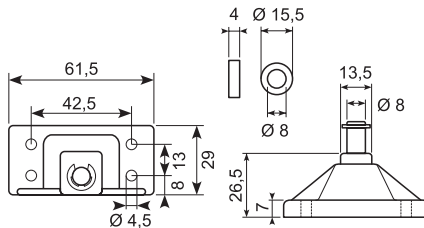
19.3880-P100

Sort polyamid gasfjeder u-befæstigelse.  
Galvaniseret tap.  
Passer ikke til A1 øjer.  
Black polyamide u-bracket for gas spring.  
Galvanized pin.  
**Not suitable for A1 hinges.**



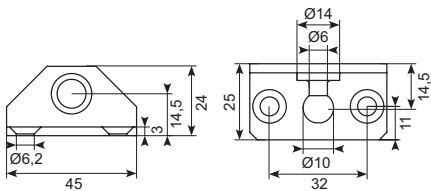
19.3880-P101

Sort polyamid gasfjeder befæstigelse.  
Galvaniseret tap.  
Passer ikke til A1 øjer.  
Black polyamide bracket for gas springs.  
Galvanized pin.  
**Not suitable for A1 hinges.**



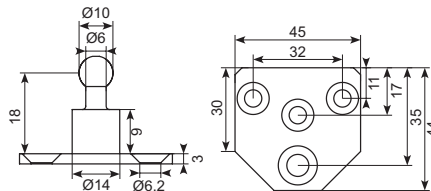
19.3880BA3

Galvaniseret vinkelbeslag for gasfjedre med kugle.  
Zinc plated angle hinge for gas springs with ball.  
Zinc plated angle hinge for gas springs with ball joint.



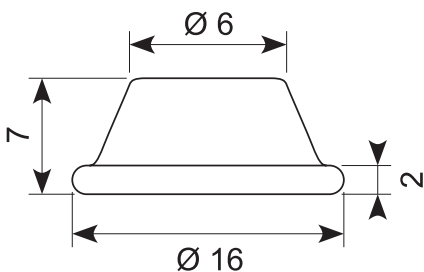
19.3880BA4

Galvaniseret vinkelbeslag for gasfjedre med kugleled.  
Forsækning Ø5,5 mm x 90°.  
Zinc plated angle hinge for gas springs with ball joint.



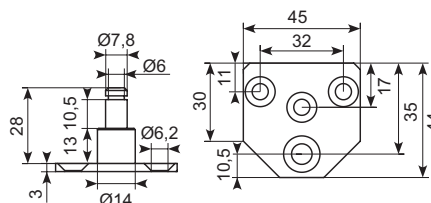

19.3880BA0

Låsekop for beslag 19.3880BA1 og 19.3880BA2.  
Locking bucket for gas spring fittings 19.3880BA1 and 19.3880BA2.



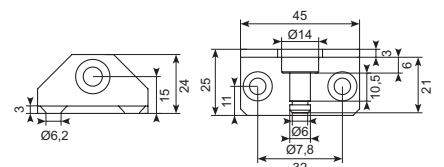

19.3880BA1SB

Beslag 19.3880BA1 til gasfjedre.  
Inkl. låsekop 19.3880BA0.  
Bracket 19.3880BA1 for gas spring. With locking bucket 19.3880BA0.



19.3880BA2SB

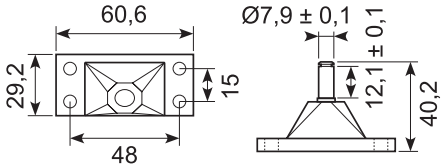
Beslag 19.3880BA2 til gasfjedre.  
Inkl. låsekop 19.3880BA0.  
Bracket 19.3880BA2 for gas spring. With locking bucket 19.3880BA0.



19.3880MS

**Gasfjederbefæstigelse.  
Sort eloxeret aluminium.**

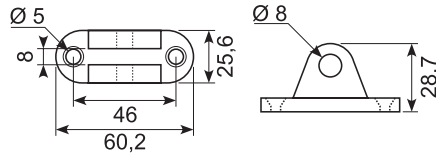
Gas spring fixings.  
Black anodized aluminium.



19.3880FS

**Gasfjederbeslag, u-gaffel.  
Sort eloxeret aluminium.**

Gas spring bracket, u-fork.  
Black anodized aluminium.



19.3880FS+MS

**Sort pulverlakeret  
gasfjederbeslagssæt.  
Han og hun u-beslag. Med 3 skiver og 3  
låseringe.**

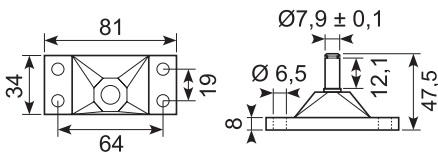

Black powder painted gas spring fixings  
kit. Male and female u-bracket.  
With 3 washers and 3 lock washers.



19.3880ML

**Gasfjederbefæstigelse.  
Sort eloxeret aluminium**

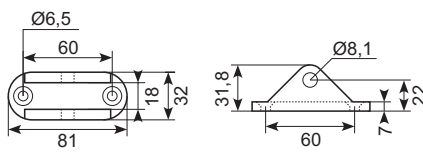
Gas spring fixings.  
Black anodized aluminium.



19.3880FL

**Gasfjederbeslag, u-gaffel.  
Sort eloxeret aluminium.**

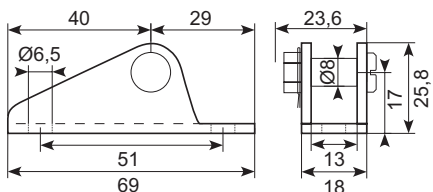

Bracket for gas spring, u-fork.  
Black anodized aluminium.



19.2865

**Galvaniseret u-beslag til gasfjederøjer.**

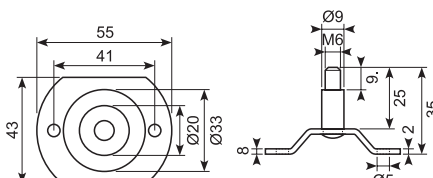

Galvanized u-fittings for gas spring.



19.28656

**Galvaniseret centerbeslag til  
gasfjederøjer.**

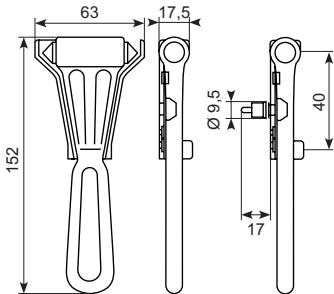

Galvanized bracket for hinge eyes.



57.52080

**Nødhammer med holder.**

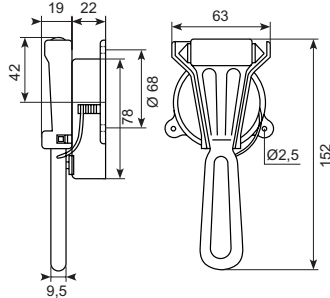
Emergency hammer with holder.



57.5772

**Nødhammer med 800 mm kabel. Uden plombe.**

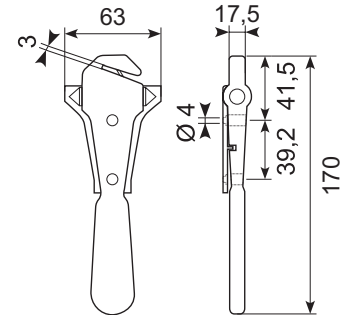
Emergency hammer with 800 mm cable. Without seal.



57.690

**Nødhammer med holder og kniv. Uden plombe.**

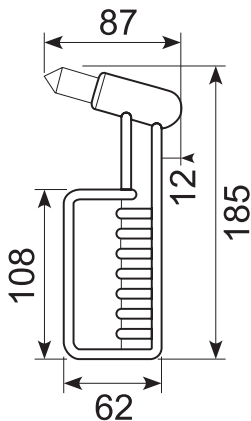
Emergency hammer with keeper and seat belt cutter. Without seal.



57.697K

**Stor nødhammer med beslag.**

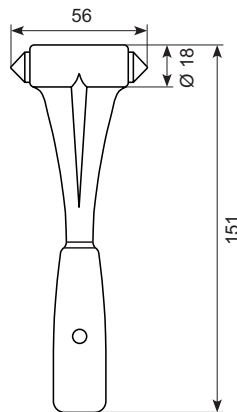
Large emergency hammer.



57.699

**Nødhammer med holder og 1.500 mm kabel.**

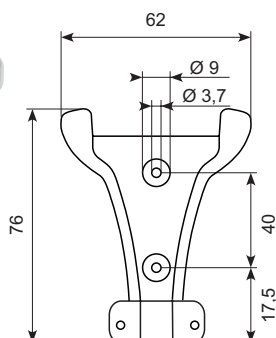

Emergency hammer with bracket and 1.500 mm cable.



57.PW010

**Grå beslag til nødhammer****57.PW008A**

Grey holder for hammer

**57.PW008A**

57.STP40D-SSCL40DA

**Mekanisk nødstop Ø40 mm. For dobbelt glas. Inkl. 57.DTC-DA: 2 sider instruktionsklistermærker på dansk. Kontakt os for andre sprog.**

Mechanical emergency stop Ø40 mm. For double glass. Incl. 57.DTC-DA: 2 pages of instruction stickers in English. Contact us for other languages.





Med aluminiumshus og rustfrit stålwire *With aluminium housing and stainless steel wire*

Varenr. Item no.	Kapacitet Capacity		Tråd Wire mm	Vægt Weight kg
	Min.	Maks.		
78.9311 *	0,4	1	1.600	0,6
78.9312 *	1	2	1.600	0,6
78.9313 *	2	3	1.600	0,7
78.9320 *	1	2,5	2.000	1,6
78.9321 *	2	4	2.000	1,9
78.9322 *	4	6	2.000	2
78.9323 *	6	8	2.000	2,3
78.9354 *	4	7	2.000	5
78.9355 *	7	10	2.000	5,5
78.9356 *	10	14	2.000	5,7
78.9357 *	14	18	2.000	6
78.9358 *	18	22	2.000	6,5
78.9359 *	22	25	2.000	6,7
78.9361 *	10	15	2.000	10,3
78.9362 *	15	20	2.000	10,6
78.9363 *	20	25	2.000	11,2
78.9364 *	25	30	2.000	11,5
78.9365 *	30	35	2.000	11,8
78.9366 *	35	45	2.000	12,4
78.9367 *	45	55	2.000	12,5
78.9368 *	55	65	2.000	13,6
78.9369 *	65	75	2.000	14,5
78.9370 *	75	90	2.000	17,3
78.9371 *	90	105	2.000	18,0
78.9401 *	15	20	2.500	19,0
78.9402 *	20	30	2.500	19,8
78.9403 *	30	40	2.500	20,8

Varenr. Item no.	Kapacitet Capacity		Tråd Wire mm	Vægt Weight kg
	Min.	Maks.		
78.9404 *	40	50	2.500	23,9
78.9405 *	50	60	2.500	25,4
78.9411 *	60	70	2.500	26,8
78.9412 *	70	80	2.500	27,8
78.9413 *	80	90	2.500	28,8
78.9414 *	90	100	2.500	30,0
78.9422 *	100	120	2.500	38,7
78.9423 *	120	140	2.500	41,9
78.9424 *	130	150	2.500	44,5
78.9425 *	140	160	2.500	48,0
78.9426 *	160	180	2.500	49,0
78.9431 *	15	20	3.000	19,7
78.9432 *	20	25	3.000	19,7
78.9433 *	25	35	3.000	21,2
78.9434 *	35	45	3.000	23,8
78.9435 *	40	50	3.000	23,9
78.9436 *	50	60	3.000	25,3
78.9441 *	60	70	3.000	27
78.9442 *	70	80	3.000	28
78.9443 *	80	90	3.000	29
78.9444 *	80	100	3.000	29
78.9451 *	100	115	3.000	39,7
78.9452 *	115	130	3.000	39,9
78.9453 *	130	140	3.000	42,8
78.9454 *	140	150	3.000	45,6
78.9455 *	150	160	3.000	49
78.9456 *	160	180	3.000	50

Med nylonhus og rustfri stålwire *With aluminium housing and stainless steel wire*

Varenr. Item no.		Kapacitet Capacity		Tråd Wire mm	Vægt Weight kg
		Min.	Maks.		
78.9301	*	0,4	1	1.600	0,5
78.9302	*	1	2	1.600	0,6
78.9303	*	2	3	1.600	0,7

Med nylonhus og rustfri stålwire *With aluminium housing and stainless steel wire*

Varenr. Item no.		Kapacitet Capacity		Tråd Wire mm	Vægt Weight kg
		Min.	Maks.		
78.9347	*	4	6	2.500	3,3
78.9348	*	6	8	2.500	3,4
78.9349	*	8	10	2.500	3,5
78.9350	*	10	14	2.500	3,7

Med aluminiumshus og 4.500 mm rustfri stålwire med STOP  
*With aluminium housing and 4.500 mm stainless steel wire with STOP*

Varenr. Item no.		Kapacitet Capacity		Tråd Wire mm	Vægt Weight kg
		Min.	Maks.		
78.9347D	*	4	6	4.500	3,3
78.9348D	*	6	8	4.500	3,4
78.9349D	*	8	10	4.500	3,5
78.9350D	*	10	14	4.500	3,6

Med aluminiumshus og dyneema wire *With aluminium housing and dyneema wire*

Varenr. Item no.		Kapacitet Capacity		Tråd Wire mm	Vægt Weight kg
		Min.	Maks.		
78.9337	*	4	6	2.500	3,2
78.9338	*	6	8	2.500	3,5
78.9339	*	8	10	2.500	3,7
78.9340	*	10	14	2.500	4,0

Til luft med 1/4" polyurethan slange *For air with 1/4" polyurethane hose*

Varenr. Item no.		Kapacitet Capacity		Tråd Wire mm	Vægt Weight kg
		Min.	Maks.		
78.9201	*	0,75	1,5	1.350	1,30
78.9202	*	1,2	2,5	1.350	1,35
78.9203	*	3	5	900	1,35

# Varenummerindeks

10.103.....	6	15.532JS.....	16	16.224VX.....	26	18.03655SS.....	74	18.149XL.....	67
10.104JC.....	6	15.535AS.....	17	16.226.....	26	18.042150SS.....	70	18.150H.....	133
10.104S.....	6	15.535JS-9.....	16	16.256.....	26	18.042150SS.....	74	18.150V.....	133
10.134.....	6	15.535JS.....	16	16.257.....	26	18.051058SS.....	70	18.151-145.....	133
10.135.....	6	15.537J-5.....	50	16.362S.....	50	18.061058SS.....	70	18.151-217.....	133
10.204A.....	7	15.539.....	16	16.363.....	44	18.051058SS.....	74	18.152.....	66
10.204D.....	6	15.540SS.....	18	16.381.....	42	18.051058ZN.....	70	18.153010.....	55
10.204E.....	6	15.541J.....	15	16.381N.....	54	18.051058SS.....	70	18.153020.....	56
10.224.....	7	15.541JA.....	15	16.382.....	42	18.01502ZN.....	70	18.153030.....	56
10.300.....	11	15.541JB.....	15	16.382N.....	53	18.01502SS.....	70	18.153040.....	55
10.451.....	6	15.542.....	18	16.390.....	42	18.021260ZN.....	70	18.153050.....	55
10.483.....	31	15.543.....	18	16.395.....	42	18.02502SS.....	70	18.153.....	67
10.484.....	31	15.550.....	25	16.398.....	42	18.03502.....	70	18.165.....	71
10.501.....	8	15.550X.....	24	16.403.....	50	18.05655ZN.....	69	18.180.....	56
10.502.....	8	15.550X.....	25	16.405X-30.....	50	18.03655ZN.....	69	18.180A.....	56
10.504.....	8	15.550XA.....	24	16.410-TXS.....	53	18.03655SS.....	69	18.180B.....	56
10.511.....	8	15.551X-1.....	25	16.501.....	52	18.06655.....	69	18.180XA.....	55
10.515.....	8	15.551X.....	24	16.510.....	51	18.01655.....	69	18.182A.....	55
10.516.....	8	15.559J.....	24	16.510S.....	51	18.007655.....	69	18.182SS.....	56
10.52425.....	13	15.560JS-1.....	25	16.511.....	52	18.02655ZN.....	69	18.182X.....	56
10.535.....	13	15.560JS-9.....	25	16.512.....	51	18.02655SS.....	69	18.182XSS.....	56
10.596.....	11	15.560JS.....	24	16.513.....	52	18.05655ZN.....	73	18.183.....	55
10.598.....	11	15.560JJ.....	25	16.514.....	51	18.061058SS.....	74	18.183SS.....	55
10.599.....	11	15.561JS.....	24	16.514A.....	51	18.07613.....	69	18.183X.....	55
10.600A.....	9	15.562JS-1.....	17	16.515.....	52	18.02633.....	69	18.183XSS.....	55
10.600S.....	9	15.562JS.....	17	16.515A.....	52	18.02633SS.....	69	18.185B-12-20.....	58
10.640L.....	9	15.563J.....	24	16.516.....	51	18.03633.....	69	18.185B-12-20.....	58
10.799A.....	9	15.580.....	19	16.517.....	52	18.001600CLR.....	69	18.185J.....	57
10.799B.....	9	15.580BJ.....	19	16.518.....	52	18.07613.....	69	18.185S.....	57
11.106JC.....	13	15.580CX501.....	19	16.519.....	51	18.01502.....	69	18.185X-1.....	57
11.132.....	13	15.580P.....	19	16.520.....	52	18.02502.....	69	18.185X-2.....	57
11.133.....	13	15.580PS.....	19	16.521.....	51	18.08502ZN.....	74	18.185X-3.....	57
11.134.....	13	15.580S.....	19	17.147.....	7	18.0956170.....	53	18.185X-4.....	57
11.233.....	14	15.580U.....	19	17.152.....	7	18.095646X.....	53	18.185X-5.....	57
11.233C.....	14	15.580UX.....	19	17.303.....	7	18.1090132ZN.....	68	18.185X-6.....	57
11.240.....	44	15.581.....	19	17.508J.....	37	18.1090532SS.....	68	18.185X.....	57
15.402S.....	21	15.6000653.....	22	17.512J.....	37	18.109.....	75	18.18613ZN.....	68
15.403S.....	21	15.66940.....	33	17.515J.....	37	18.109X-1.....	75	18.186J-SS304.....	59
15.411.....	21	15.CH66023.....	17	17.622.....	48	18.109X.....	75	18.186J.....	59
15.412.....	21	16.100R.....	29	18.001600CLR.....	73	18.109XG.....	75	18.186X.....	59
15.413A.....	21	16.100X.....	29	18.007655ZN.....	74	18.121.....	65	18.186XA.....	59
15.414.....	21	16.101J.....	29	18.011273SS.....	74	18.122.....	71	18.190J.....	59
15.417.....	21	16.101JSS.....	29	18.011273ZN.....	72	18.122ECO.....	71	18.190JX.....	59
15.420.....	189	16.102.....	30	18.011273SS.....	72	18.122HX.....	71	18.191J.....	59
15.424L.....	26	16.103.....	30	18.01502SS.....	70	18.122X.....	71	18.191JX.....	60
15.424R.....	26	16.104.....	30	18.01502ZN.....	70	18.122XA.....	71	18.192.....	60
15.440.....	21	16.111.....	36	18.02502SS.....	70	18.122XAB.....	71	18.193J.....	60
15.488.....	34	16.112.....	36	18.021260ZN.....	70	18.122XB.....	71	18.194J.....	60
15.489.....	34	16.163.....	36	18.01502SS.....	72	18.122Z.....	71	18.195.....	58
15.491.....	34	16.165G.....	36	18.01502SS.....	74	18.122ZB.....	71	18.196-150.....	60
15.492.....	34	16.1666G.....	36	18.01502ZN.....	70	18.125A.....	63	18.196-170.....	60
15.493.....	35	16.179.....	29	18.01502SS.....	70	18.125SS304A.....	63	18.196-190.....	60
15.494.....	35	16.180.....	29	18.021260ZN.....	70	18.125X.....	63	18.196-330.....	60
15.495.....	35	16.203J.....	28	18.02502SS.....	70	18.125XSS304.....	63	18.196A.....	60
15.496.....	35	16.204.....	28	18.03502.....	70	18.125XSS304A.....	63	18.197.....	60
15.497.....	34	16.205.....	28	18.051058ZN.....	70	18.126A.....	63	18.198A.....	60
15.498.....	34	16.205R.....	29	18.051058SS.....	70	18.126SS304.....	63	18.198B.....	61
15.501.....	32	16.205X.....	28	18.061058SS.....	70	18.126XLA.....	64	18.198C.....	61
15.502.....	32	16.205XR.....	29	18.01504SS.....	73	18.126XLSS.....	64	18.200.....	76
15.506.....	36	16.207.....	28	18.01531SS.....	73	18.126XLZ.....	64	18.20505ZN.....	68
15.509.....	31	16.213J.....	28	18.01535SS.....	73	18.127.....	65	18.2094/000.....	165
15.510.....	31	16.213SS.....	28	18.01613ZN.....	73	18.128.....	65	18.271837ZN.....	69
15.511.....	36	16.214.....	28	18.01655SS.....	73	18.129.....	65	18.27633SS.....	65
15.512.....	36	16.215J.....	33	18.02126OSS.....	74	18.131.....	65	18.282150ZN.....	69
15.513.....	31	16.215T.....	33	18.021273.....	72	18.132J.....	65	18.291700SS.....	68
15.514.....	31	16.216MR.....	127	18.011273ZN.....	72	18.133.....	66	18.29569ZN.....	68
15.515.....	36	16.216MR.....	27	18.011273SS.....	72	18.134.....	66	18.30506ZN.....	70
15.516.....	36	16.216MR.....	27	18.03502.....	72	18.135.....	66	18.30570ZN.....	69
15.51700.....	33	16.216MRJ.....	127	18.06625ZN.....	72	18.136.....	67	18.351163ZN.....	70
15.517.....	31	16.216MRJ.....	27	18.02502SS.....	72	18.137.....	67	18.361058SS.....	72
15.519.....	31	16.216MRJ.....	27	18.02613ZN.....	73	18.138.....	67	18.361163ZN.....	70
15.521.....	36	16.216MRJX.....	27	18.02633SS.....	73	18.139.....	64	18.371260ZN.....	70
15.522.....	36	16.216S.....	127	18.031692.....	69	18.140.....	64	18.401.....	133
15.525.....	16	16.216S.....	127	18.08502.....	69	18.141.....	65	18.422652.....	91
15.526A.....	16	16.216S.....	27	18.01502SS.....	69	18.14256.....	87	18.426652.....	90
15.526JS-1.....	15	16.216S.....	27	18.01502ZN.....	69	18.14257.....	87	18.505.....	68
15.526JS-PVC.....	15	16.216S.....	29	18.05502SS.....	69	18.142.....	67	18.611750ZN.....	69
15.526JS.....	15	16.216SJ.....	28	18.05502ZN.....	69	18.143.....	66	18.634.....	96
15.527.....	32	16.216ST.....	127	18.021260ZN.....	69	18.14436.....	86	18.635.....	96
15.528.....	32	16.216ST.....	27	18.02502SS.....	69	18.14436A-SG.....	86	18.636.....	96
15.529S.....	17	16.216ST.....	27	18.01502.....	69	18.14436B-SG.....	86	18.637.....	96
15.530SX.....	17	16.216U.....	27	18.02502.....	69	18.144.....	66	18.637J.....	96
15.531.....	17	16.219.....	25	18.03502.....	70	18.145.....	64	18.638J.....	96
15.532.....	17	16.220.....	25	18.03504SS.....	73	18.146.....	64	18.639J.....	96
15.532JS-1.....	16	16.220.....	25	18.03531ZN.....	73	18.14715.....	88	18.7006334.....	86
15.532JS-2.....	16	16.221.....	26	18.03535SS.....	73	18.147.....	64	18.7006444.....	86
15.532JS-3.....	16	16.222.....	26	18.03613ZN.....	74	18.148.....	64	18.7006556.....	86
15.532JS-8.....	16	16.224HX.....	26	18.03633SS.....	74	18.149.....	67	18.7006666.....	86

18.7011344	86	18.7018445B-SS304	85	18.7404660T	88	19.150075	198	19.612505	200
18.7011444	86	18.7018445B	84	18.7404680T	88	19.150100	198	19.612510	200
18.7011466	86	18.7018446B-SS304	85	18.7405221	88	19.150120	198	19.612515	200
18.7011566	86	18.7018446B	84	18.7405222	88	19.15015	198	19.612520	200
18.7011666	86	18.7018447B-SS304	85	18.7405223	88	19.15016	198	19.612530	200
18.7012320B	82	18.7018447B	84	18.7405224	88	19.15025	198	19.615010	200
18.7012321B	82	18.7018550B-SS304	85	18.7405231	88	19.15035	198	19.615015	200
18.7012322B	82	18.7018550B	84	18.7405232	88	19.15050	198	19.615020	200
18.7012323B	82	18.7018552B-SS304	85	18.7405233	88	19.15075	198	19.615030	200
18.7012330B	82	18.7018552B	84	18.7405234	88	19.20000-304	199	19.7953A	200
18.7012331B	82	18.7018553B-SS304	85	18.7405331	88	19.20000	199	20.001/08	121
18.7012332B	82	18.7018553B	84	18.7405332	88	19.20000A	199	20.001/08	121
18.7012333B	82	18.7018554B-SS304	85	18.7405333	88	19.200100	198	20.001/11	121
18.7012440B	82	18.7018554B	84	18.7405334	88	19.200100X	198	20.038	120
18.7012442B	82	18.7018555B-SS304	85	18.7405342	88	19.20010	198	20.042N	120
18.7012443B	82	18.7018555B	84	18.7405343	88	19.200125	198	20.046	120
18.7012444B	82	18.7018556B-SS304	85	18.7405344	88	19.200150	198	20.089	135
18.7012446B	82	18.7018556B	84	18.7405346	88	19.20015	198	20.090	131
18.7012550B	82	18.7018557B-SS304	85	18.7405347	88	19.200200	198	20.091	131
18.7012552B	82	18.7018557B	84	18.7405442	88	19.20020	198	20.13418A	128
18.7012553B	82	18.7018558B	84	18.7405443	88	19.200250	198	20.1350	131
18.7012554B	82	18.7018660B	84	18.7405444	88	19.20025	198	20.1360	129
18.7012556B	82	18.7018663B	84	18.7405446	88	19.20040	198	20.136	121
18.7012557B	82	18.7018664B	84	18.7405447	88	19.20050	198	20.137OLR	143
18.7012558B	82	18.7018666B	84	18.7405452	88	19.20075	198	20.143	121
18.7012559B	82	18.7018667B	84	18.7405453	88	19.20090	198	20.144	121
18.7012660B	82	18.7018668B	84	18.7405454	88	19.22520	198	20.146	121
18.7012663B	82	18.7018880B	84	18.7405456	88	19.23520	198	20.148	121
18.7012664B	82	18.7018884B	84	18.7405457	88	19.23575	198	20.150	121
18.7012666B	82	18.7018886B	84	18.7405552	88	19.23590	198	20.156	121
18.7012667B	82	18.7018887B	84	18.7405553	88	19.25000-304	199	20.156S	121
18.7012668B	82	18.7018888B	84	18.7405554	88	19.25008	199	20.160	121
18.701273ZN	72	18.7018889B	84	18.7405556	88	19.250100	199	20.166	121
18.7012880B	82	18.70653CZN	72	18.7405557	88	19.250150	199	20.168	121
18.7012886B	82	18.70653SS	72	18.7405563	88	19.25015	199	20.190	121
18.7012887B	82	18.7101120	85	18.7405564	88	19.25025	199	20.195A	121
18.7012888B	82	18.7101130	85	18.7405566	88	19.25030	199	20.199SS	111
18.7013463	84	18.7101230	85	18.7405567	88	19.25040	199	20.199V	111
18.7013485	84	18.7101240	85	18.7405568	88	19.25050	199	20.200	136
18.7015320BT	83	18.7101340	85	18.7405684	88	19.25060	199	20.200J	136
18.7015321B	83	18.7101350	85	18.7405686	88	19.25075	199	20.202	136
18.7015322B	83	18.7101350X	85	18.7405687	88	19.2820	200	20.202J	136
18.7015323B	83	18.7101450	85	18.7405688	88	19.2821	200	20.203R	135
18.7015324B	83	18.7101460	85	18.7407230	90	19.2822	200	20.206	111
18.7015330BT	83	18.7101560	85	18.7407340	91	19.2824	200	20.209R	141
18.7015331B	83	18.7101580	85	18.7407540	93	19.2826	200	20.210J	108
18.7015332B	83	18.7103130	85	18.7411230	90	19.2865	202	20.213	143
18.7015333B	83	18.7103240	85	18.7411230X	90	19.28656	202	20.215J	108
18.7015334B	83	18.7103350	85	18.7411340	91	19.30000-304	199	20.217J	109
18.7015440BT	83	18.7103460	85	18.7411540	93	19.300100	199	20.219	108
18.7015441B	83	18.7103580	85	18.7411740	94	19.300125	199	20.220	109
18.7015442B	83	18.7107540	86	18.7414T440	88	19.300150	199	20.23233	144
18.7015443B	83	18.7107650	86	18.7414T550	88	19.300200	199	20.270	121
18.7015444B	83	18.7107760	86	18.7414T560	88	19.300250	199	20.40245	108
18.7015446B	83	18.7107870	86	18.75072	90	19.30025	199	20.544	122
18.7015447B	83	18.7108242B	87	18.75072SS	90	19.30040	199	20.544ALU	122
18.7015550BT	83	18.7108342B	87	18.75090	90	19.30050	199	20.565	122
18.7015552B	83	18.7108354B	87	18.75090A	90	19.30060	199	20.6019J	123
18.7015553B	83	18.7108366B	87	18.75098	91	19.30075	199	20.6020	123
18.7015554B	83	18.7108442B	87	18.75105	91	19.35000	199	20.6020J	123
18.7015556B	83	18.7108454B	87	18.75120	91	19.35025	199	20.6025	123
18.7015557B	83	18.7108466B	87	18.75120A	91	19.35050	199	20.6025J	123
18.7015660BT	83	18.7108478B	87	18.75123	92	19.35075	199	20.6030	123
18.7015663B	83	18.7108542B	87	18.75132A	92	19.3880-P100	201	20.6030J	123
18.7015664B	83	18.7108554B	87	18.75132B	92	19.3880-P101	201	20.6120	123
18.7015666B	83	18.7108566B	87	18.75132M	92	19.3880A3P	200	20.6125	123
18.7015667B	83	18.7108578B	87	18.75150	92	19.3880A3PB	200	20.6130	123
18.7015668B	83	18.7108654B	87	18.75150B	92	19.3880B0A	201	20.644S	122
18.7018220B-SS304	85	18.7108666B	87	18.75178	93	19.3880BA1SB	201	20.664S	122
18.7018220B	84	18.7108678B	87	18.75180	93	19.3880BA2SB	201	20.665	122
18.7018221B-SS304	85	18.7108778B	87	18.75180A	93	19.3880BA3	201	20.666	122
18.7018221B	84	18.711273CZN	72	18.75400	94	19.3880BA4	201	20.685A	122
18.7018222B-SS304	85	18.71653CZN	72	18.772222X	127	19.3880FL	202	20.686	122
18.7018222B	84	18.71653SS	72	18.7722333X	127	19.3880FS+MS	202	20.687A	122
18.7018223B-SS304	85	18.7302232	89	18.7722444X	127	19.3880FS	202	20.688	122
18.7018223B	84	18.7302232SPEC	89	19.05010	198	19.3880ML	202	20.690	122
18.7018230B-SS304	85	18.7302343	89	19.08015	198	19.3880MS	202	20.700A	122
18.7018230B	84	18.7302444	89	19.08025	198	19.40000-304	199	21.460	121
18.7018231B-SS304	85	18.7302444A	86	19.08030	198	19.40000	199	22.300	32
18.7018231B	84	18.7303345	89	19.08040	198	19.50000	199	22.301	32
18.7018232B-SS304	85	18.7303446	89	19.08550	198	19.605005	200	22.302	32
18.7018232B	84	18.7303667	89	19.08570	198	19.605007	200	22.303	32
18.7018233B-SS304	85	18.7303877	89	19.09515	198	19.605010	200	22.312	32
18.7018233B	84	18.7304345	89	19.10000-304	199	19.605012	200	22.315	32
18.7018234B-SS304	85	18.7304445	89	19.10015	198	19.605020	200	22.413	79
18.7018234B	84	18.7304666	89	19.10020	198	19.605040	200	22.414	79
18.7018237B-SS304	85	18.7304877	89	19.10025	198	19.608005	200	22.426	79
18.7018440B-SS304	85	18.7404220T	88	19.10030	198	19.608010	200	22.427	79
18.7018440B	84	18.7404230T	88	19.10035	198	19.608020	200	22.428	79
18.7018442B-SS304	85	18.7404330T	88	19.10050	198	19.608030	200	22.462M	80
18.7018442B	84	18.7404340T	88	19.10075	198	19.610005	200	22.464	80
18.7018443B-SS304	85	18.7404440T	88	19.11015	198	19.610010	200	22.464CR	80
18.7018443B	84	18.7404450T	88	19.15000-304	199	19.610015	200	22.486B	79
18.7018444B-SS304	85	18.7404550T	88	19.15000	199	19.610020	200	22.486C	79
18.7018444B	84	18.7404560T	88	19.150050	198	19.610030	200	22.486D	79

22.486E	79	50.014320-3	119	50.11496X	191	50.14934A-10X	62	50.331537	67
22.486F	79	50.014320-3XA	119	50.11497L	166	50.14934A-5	62	50.336304	145
22.486H	79	50.014320-4XA	119	50.11497R	166	50.14934A-5X	62	50.336305	145
22.486V	79	50.0152103S	59	50.11500	112	50.14934A-6	62	50.336315	145
22.556J	81	50.0154020-S	77	50.12016	185	50.14934A-6X	62	50.336401	145
22.557J	81	50.0193010	193	50.120	164	50.14934A-8	62	50.336402	145
22.558J	81	50.020010	196	50.12016E	185	50.14934A-8X	62	50.336403	145
22.562J	81	50.020020	196	50.12016ECO	185	50.14934B-7	58	50.336404	145
22.563J	81	50.022020	196	50.12033S	146	50.14936A-10	62	50.336405	145
22.564J	81	50.024020	196	50.120J	164	50.14936A-10X	62	50.34100	143
22.642	76	50.024050	196	50.121	164	50.14936A-12	62	50.34101	138
22.642J	76	50.033010A-1	175	50.12133SS	25	50.14936A-4	62	50.34102	139
22.643	76	50.033010A	175	50.12136	22	50.14936A-5	62	50.34103	137
22.643J	76	50.033010X	175	50.121JX	164	50.14936A-6	62	50.34104	137
22.646	76	50.033010XB	175	50.12233J	117	50.14936A-8	62	50.34105	137
22.648J	76	50.033020X	175	50.12234J	117	50.14936B-4	62	50.34106	137
22.648S	76	50.033021X	175	50.12254-1	180	50.14936B-5	62	50.34107	135
22.650J	76	50.034	120	50.12254-2	180	50.14936B-6	62	50.34108	135
22.661R	76	50.034M	120	50.12254-3A	180	50.14936B-8	62	50.34109	135
22.663R	76	50.035	120	50.12254-3L	180	50.15079	140	50.34110	135
22.664J	81	50.036	120	50.12254-4	180	50.15144	22	50.34111	133
22.667J	81	50.036M	120	50.12254HD	180	50.15147	137	50.34112	134
22.668J	81	50.036S	120	50.12254HDSSX	180	50.15349	42	50.34113	138
23.2201	91	50.036SS316	120	50.12254N	180	50.15349K	53	50.34114	135
23.2201X	92	50.037	120	50.1230003792	138	50.15427	185	50.34115	135
23.220J	92	50.038	120	50.12374A	25	50.15790	162	50.34116	129
23.230	94	50.038A	120	50.12374X	24	50.15790SS	162	50.34117	129
23.231	94	50.038M	120	50.12379	135	50.15794	163	50.34118	141
23.2362J	91	50.038N	120	50.12723	163	50.15795	164	50.34119	129
23.248	193	50.038S	120	50.12724-220	118	50.161090	156	50.34120	129
23.248M	193	50.038SS316	120	50.12724-320	118	50.161190	156	50.34121	131
23.248N	193	50.039060	183	50.12724L	118	50.200A	189	50.34122	131
23.248X	193	50.039521	182	50.12724S	118	50.201J	189	50.34123	131
23.249JX	95	50.039521P	182	50.1300	185	50.232J	189	50.34124	140
23.250	95	50.039521V	182	50.1301	185	50.233A	119	50.34126	122
23.251J	95	50.039530	182	50.1302	185	50.233B	119	50.34127	129
23.333	33	50.039530P	182	50.13022L	34	50.233C	119	50.34128	128
23.333	33	50.040	120	50.13022R	34	50.241NR	186	50.34129	137
23.333	33	50.040A	120	50.1303	185	50.242NR	186	50.34130	144
23.334	33	50.040M	120	50.13042V	182	50.243NR	187	50.34131	144
23.336	33	50.040N	120	50.13074-1	189	50.244NR	187	50.34133	122
23.333B	33	50.040S	120	50.13074-2	92	50.244NRS	187	50.536	115
23.334	33	50.040SS316	120	50.13074-3	117	50.245H	186	50.538	116
23.334B	33	50.042	120	50.13119S	116	50.245NR	186	50.70672	182
23.337	33	50.042A	120	50.13197-1	133	50.246NR	186	50.900002J	162
23.339	9	50.042M	120	50.13197-2	139	50.247NR	186	50.921520	58
23.340	9	50.042N	120	50.13197-3	134	50.250	186	50.9239A	162
23.341	33	50.042S	120	50.13197-4	42	50.250X	186	50.9239B	162
23.66199	94	50.042SS316	120	50.13236	166	50.251	189	50.9239X	162
23.P318	94	50.043	120	50.13236L	166	50.252G	188	50.9312X	118
29.128	146	50.043A	120	50.13236R	166	50.252J	188	50.9398-IMC1L	20
29.130	146	50.043N	120	50.13236R	166	50.254J	188	50.9398-IMC2L	20
29.180105	148	50.045	120	50.13291-1	80	50.255J	188	50.9398-IMC3L	20
29.180100	148	50.045N	120	50.13368	67	50.261	187	50.9398-IMC4L	20
29.180115	147	50.045S	120	50.13621	188	50.263	187	50.9398-IMC5L	20
29.180115A	147	50.045SS316	120	50.13709	128	50.263K-10	187	50.9398-2	20
29.180115A	147	50.046SS316	120	50.13709SS	128	50.263K	187	50.9398-3	20
29.180116	147	50.047SS316	120	50.13709WSS	128	50.263KL	187	50.9398-4	20
29.180117	147	50.051071S	77	50.13998X	90	50.265	186	50.9398-5MC1L	20
29.180118	148	50.051072-1S	77	50.14015L	174	50.266	186	50.9398-5MC2L	20
29.180119	148	50.051072S	77	50.14015S	174	50.267-10	187	50.9398-5MC3L	20
29.180119A	148	50.064110	30	50.14042-1	134	50.267	187	50.9398-5MC4L	20
29.512	145	50.064120	30	50.14042-2	134	50.267NR	187	50.9398-5MC5L	20
39.14117	89	50.064130	30	50.14042-4	134	50.269	187	50.9398I	20
39.14636-595DE	191	50.10200-1A	146	50.14042	134	50.271	187	50.9398JX-NEW	20
39.14636DE	191	50.10200-1AX	146	50.14160	129	50.275	187	50.9398S-NEW	20
39.14961DE	192	50.10200-1B	146	50.14249	183	50.27538	183	50.9398U-NEW	20
39.14961PDE	192	50.10200-4	146	50.14317-1	117	50.276	187	50.9576-3	130
39.70D32M08x50	89	50.10200-4AX	146	50.14317-2	117	50.280	188	50.9576-4	130
50.0108	165	50.10202XS	22	50.14336SG	128	50.281	188	50.9576-6	197
50.011081X	115	50.10202XSS	22	50.14405-1	66	50.282	188	50.9576-7	197
50.011081XSS	115	50.1023J	162	50.14405-2	66	50.295J-1X	184	50.9576-8	197
50.011082-1	118	50.1024J	163	50.14405-3	66	50.295J	183	50.9576-9	197
50.0116	165	50.1024JA	163	50.14551	174	50.295SS	184	50.9576X	13
50.013020L	110	50.1024JB	163	50.14658	77	50.295ZP	184	50.9583-1	164
50.013020R	110	50.1024JC	163	50.14658X	77	50.296	183	50.9583-2	164
50.013020S-L	110	50.1024K	163	50.14723-1I	190	50.297	183	50.9583-3	164
50.013020S-R	110	50.1025J	162	50.14723-1	190	50.297A	185	50.9583	164
50.013030L	110	50.1025JB	162	50.14723-1IHL	190	50.298	184	50.9644V	182
50.013030R	110	50.1028718-1	119	50.14723-1IHR	190	50.3025X	166	50.9748	128
50.013030S-L	110	50.10626	163	50.14723-2	190	50.3026	166	50.9751A	132
50.013030S-R	110	50.10836-1X	117	50.14723-3B	190	50.3195	163	50.9752	130
50.013060	113	50.10836-2	117	50.14723-4	191	50.32687	133	50.9753A	132
50.013060S	113	50.10836-3X	117	50.14723-4A	191	50.330311	142	50.9753B	132
50.013070	113	50.11092L	189	50.14723-4B	190	50.330317	141	50.9754X	196
50.013070S	113	50.11092S	189	50.14723-4C	190	50.330318	142	50.9777-2BXA	196
50.01314J	117	50.11226-1	185	50.14723-7	191	50.330341	137	50.980HV	134
50.014310-1	118	50.11226X	183	50.14816	58	50.330342	137	50.980VV	134
50.014310-2	118	50.113010	112	50.14832	65	50.330343	138	50.9820	184
50.014310-3	118	50.113010S	112	50.14848	196	50.330346	139	50.9821	184
50.014320-1	119	50.11317	189	50.14849	196	50.330347	141	50.9976	15
50.014320-1XA	119	50.11495	166	50.14904L	166	50.330348	142	50.9976X	15
50.014320-2	119	50.11496-1	191	50.14904R	166	50.330351	139	50.9977	15
50.014320-2XA	119	50.11496-1X	191	50.14933A-8X	62	50.330353	139	50.CH16CO3-SS	159
50.014320-2XB/set	119	50.11496	191	50.14934A-10	62	50.331229	22	50.CH16CO7-A	159

50.CH16C07B-SS	160	50.DL3030SS	153	52.DK8110	169	56.1000-504	53	56.1044-203-XXX	41
50.CH18OS13-SS	111	50.DL3031-2	153	52.DK8115	169	56.1000-517	53	56.1044-204-XXX	41
50.CH18OS17-SS	111	50.DL3040	153	52.DK8148	169	56.1000-518	53	56.1044-205-XXX	41
50.CH18OS19-SS	109	50.DL3050	153	52.DK8215	170	56.1000-521P	54	56.1044-208-XXX	41
50.CH18OS24-SS	109	50.DL3060-2	154	52.DK8220	170	56.1000-611	54	56.1044-209-XXX	41
50.CH22A02-SS	149	50.DL3060	153	52.DK8630	174	56.1000-612	54	56.1044-210-XXX	41
50.CH22A02-SS	150	50.DL3065-2	154	52.NE400350	173	56.1000-613	54	56.1044-301-XXX	41
50.CH22A03-SS	149	50.DL3070-2	154	52.PAR.325AST	171	56.1000-614	53	56.1044-302-XXX	41
50.CH22A07-SS	149	50.DL3070	153	52.PAR.326AST	171	56.1000-620	53	56.1044-303-XXX	41
50.CH22A07-SS	150	50.DL3075-2	154	52.PAR.335AST	171	56.1000-621	54	56.1044-304-XXX	41
50.CH22A09-SS	149	50.DL3140-2	154	52.PAR.340AST	171	56.1000-812	54	56.1044-305-XXX	41
50.CH27A02-SS	109	50.DL3145-2	154	52.PAR.345AST	171	56.1000-813	54	56.1044-308-XXX	41
50.CH27A09-SS	109	50.DL3150-2	153	52.PAR.353AST	171	56.1000-814	53	56.1044-309-XXX	41
50.CH27A09-SS	114	50.DL4010	77	52.PAR.362AST	171	56.1000-820	53	56.1044-310-XXX	41
50.CH27A02-SS	150	50.DL4020	77	52.PAR.365AST	171	56.1000-821	54	56.1100-100-803	46
50.CH27A02-SS	150	50.DL4060-2	80	52.PAR.AST.KVT	171	56.1001-200-XXX	44	56.1123-201-XXX	40
50.CH27A03-SS	150	50.DL4070-2	80	52.PAR.AST.PLA40	173	56.1001-220-226	44	56.1123-202-XXX	40
50.CH27A06-SS	150	50.DL5011	155	52.PAR.AST.PLA45	173	56.1001-220-XXX	44	56.1123-203-XXX	40
50.CH27A06-SS	150	50.DL5012	155	52.PAR.AST.PLA60	173	56.1001-900-XXX	50	56.1123-204-XXX	40
50.CH27A07-SS	150	50.DL5021	155	52.PAR.AST.PLA65	173	56.1001-907-XXX	50	56.1123-205-XXX	40
50.CH27A07-SS	150	50.DL5031	155	52.PAR.COR.ROT	172	56.1001-908-XXX	50	56.1123-208-XXX	40
50.CHAPRO1	150	50.DL5032	155	52.PAR.S.ANG.DX	172	56.1001-909-XXX	50	56.1123-209-XXX	40
50.DL1010	115	50.DL5051SS	155	52.PAR.S.ANG.SX	172	56.1004-910-512.7	49	56.1123-210-XXX	40
50.DL1020-2	116	50.DL5052	155	52.QL240340	171	56.1004-910-520	49	56.1123-295-218	44
50.DL1020	116	50.DL5061	155	52.QL260300	171	56.1004-910-527	49	56.1124-201-XXX	40
50.DL1030	116	50.DL5071SS	155	52.QL450250	171	56.1004-910-XXX	49	56.1124-202-XXX	40
50.DL1040	114	50.DL5081	154	52.QL450350	171	56.1004-917-XXX	49	56.1124-203-XXX	40
50.DL1050-2	116	50.DL5082	154	52.QL530370	171	56.1004-918-XXX	49	56.1124-204-XXX	40
50.DL1060	112	50.DL5091-2	161	52.QL650400	171	56.1004-919-527	49	56.1124-205-XXX	40
50.DL1070	112	50.DL5092-2	161	53.165J	78	56.1004-919-XXX	49	56.1124-208-XXX	40
50.DL1090-2	115	50.DL5093-2	161	53.165SJ	78	56.1004-920-XXX	49	56.1124-209-XXX	40
50.DL1090-3	114	50.DL5094-2	161	53.166J	78	56.1004-927-XXX	49	56.1124-210-XXX	40
50.DL1090	113	50.DL5101-2	155	53.171J	78	56.1004-928-XXX	49	56.1124-295-218	44
50.DL1100-2X	115	50.DL5102-2	155	53.171SJ	78	56.1011-320-XXX	44	56.1125-201-XXX	40
50.DL1100	142	50.DL7120	179	53.172J	78	56.1011-910-XXX	50	56.1125-202-XXX	40
50.DL1110-2CSHU01	114	50.DL7302SS-572	174	54.261100	123	56.1011-917-XXX	50	56.1125-203-222	40
50.DL1110-2SS	114	50.DL7302SS-735	174	54.261120	123	56.1011-918-XXX	50	56.1125-203-XXX	40
50.DL1110	108	50.DL7302ZP-572	174	54.261130	123	56.1011-919-XXX	50	56.1125-204-XXX	40
50.DL1120L	136	50.DL7302ZP-735	174	54.261700J-5	123	56.1011-920-XXX	50	56.1125-205-XXX	40
50.DL1120R	136	50.DL8020-2	182	54.261720J-5	123	56.1011-927-XXX	50	56.1125-208-XXX	40
50.DL1130	144	50.DL8021-2	183	54.261740J-5	123	56.1011-928-XXX	50	56.1125-209-XXX	40
50.DL1140	144	50.DL8022-2	183	54.261760J-5	123	56.1011-929-XXX	50	56.1125-210-XXX	40
50.DL1510	114	50.VC002	179	54.261780J-5	123	56.1014-210-XXX	43	56.1125-295-218	44
50.DL1510X	112	52.BL650400	173	54.300020	80	56.1014-220-602	43	56.1126-201-XXX	40
50.DL1510XA	112	52.D20210	168	54.830100J	93	56.1014-220-XXX	43	56.1126-202-XXX	40
50.DL1520	113	52.DK1510	168	54.830200J	93	56.1014-910-602	43	56.1126-203-XXX	40
50.DL1570-2X	111	52.DK1515	168	54.830200JA	93	56.1014-910-XXX	43	56.1126-204-XXX	40
50.DL1590	139	52.DK1520	168	54.830210J	94	56.1014-920-602	43	56.1126-205-XXX	40
50.DL1650-2X	139	52.DK1530	168	54.830215J	93	56.1014-921-XXX	43	56.1126-208-XXX	40
50.DL1660	133	52.DK1535	168	54.KE5/54.KE5-40C	195	56.1015-100-222	43	56.1126-209-XXX	40
50.DL2010	150	52.DK1540	168	54.KE6/54.KE6-40C	195	56.1015-100-XXX	43	56.1126-210-XXX	40
50.DL2020	149	52.DK1545	168	55.1000-4m	181	56.1015-210-XXX	43	56.1126-295-218	44
50.DL2040	150	52.DK1550	168	55.1000-6m	181	56.1015-220-224	43	56.1201-100-XXX	14
50.DL2050-2K	151	52.DK1555	168	55.1000	181	56.1015-220-XXX	43	56.1201-103-XXX-C	14
50.DL2050-2Keeper	152	52.DK1560	168	55.15068	178	56.1015-900-218	43	56.1201-103-XXX	14
50.DL2050F	152	52.DK1565	168	55.1809T	175	56.1015-900-222	43	56.1201-200-XXX	14
50.DL2050P	152	52.DK1570	168	55.1809X	175	56.1015-900-XXX	43	56.1201-203-XXX-C	14
50.DL2050R	152	52.DK1574	168	55.1809Y	175	56.1015-910-218	43	56.1201-203-XXX	14
50.DL2050SS	149	52.DK1575	168	55.2000-2m	181	56.1015-910-XXX	43	56.1205-100-XXX	12
50.DL2080	158	52.DK1576	168	55.2000-4m	181	56.1015-920-224	43	56.1205-103-XXX-C	12
50.DL2090	156	52.DK1579	168	55.2000-6m	181	56.1015-920-XXX	43	56.1205-103-XXX	12
50.DL2100-2L	157	52.DK1580	168	55.2800-25J	176	56.1023-201	41	56.1205-200-XXX	12
50.DL2110	158	52.DK1581	168	55.2800-25JA	176	56.1023-202	41	56.1205-203-XXX-C	12
50.DL2120-2K	151	52.DK1585	168	55.2800-25JB	176	56.1023-203	41	56.1205-420-200	12
50.DL2120	159	52.DK1590	168	55.2800-25JC	176	56.1023-204	41	56.1251-500-XXX	14
50.DL2121-2	160	52.DK1591	168	55.2800-25JX	176	56.1023-205	41	56.1251-503-XXX	14
50.DL2130-2KX	151	52.DK1615	167	55.2810J	178	56.1023-208	41	56.1255-500-XXX	12
50.DL2130-2KX	151	52.DK1620	167	55.2810JB	178	56.1023-209	41	56.1255-503-XXX	12
50.DL2130	159	52.DK1635	167	55.2812J	179	56.1023-210	41	56.1501-000-XXX	42
50.DL2140	161	52.DK1640	167	55.2813J	178	56.1024-201	41	56.1511-001-5226	39
50.DL2140K	152	52.DK1650	167	55.2813JA	177	56.1024-202	41	56.1511-001-XXX	39
50.DL2150-2	158	52.DK1655	167	55.2813JB	177	56.1024-203	41	56.1511-002-XXX	39
50.DL2160-2K	151	52.DK1665	167	55.2813JX-HOOKHD	179	56.1024-204	41	56.1511-003-XXX	39
50.DL2160-2SP	152	52.DK1670	167	55.2814J	177	56.1024-205	41	56.1511-005-5226	39
50.DL2160	149	52.DK1674	167	55.2815J	179	56.1024-208	41	56.1511-005-XXX	39
50.DL2162-2	149	52.DK1675	167	55.2819	177	56.1024-209	41	56.1511-008-XXX	39
50.DL2165-2	150	52.DK1676	167	55.2820	178	56.1024-210	41	56.1515-500-XXX	43
50.DL2170	150	52.DK1679	167	55.2836J	177	56.1025-201	41	56.1515-503-XXX	43
50.DL2190-2	159	52.DK1680	167	55.2836JX-HOOK	179	56.1025-202	41	56.1544-001-XXX	42
50.DL2200-2	159	52.DK1681	167	55.2837J	176	56.1025-203	41	56.1544-002-XXX	42
50.DL2200-2KX	152	52.DK1685	167	55.3000-10m	181	56.1025-204	41	56.1544-003-XXX	42
50.DL2200-2SP	152	52.DK1690	167	55.3000-2m	181	56.1025-205	41	56.1544-005-5210	42
50.DL2210-2	149	52.DK1691	167	55.3000-4m	181	56.1025-208	41	56.1544-005-5216	42
50.DL2220-2	157	52.DK2675	169	55.3000-6m	181	56.1025-209	41	56.1544-005-5218	42
50.DL2220-2R	157	52.DK2680	169	55.3000-8m	181	56.1025-210	41	56.1544-005-5226	42
50.DL2225-2L	157	52.DK2685	169	55.4429-250	177	56.1026-201	41	56.1544-005-XXX	42
50.DL2225-2R	157	52.DK3110	167	55.4429-500	178	56.1026-202	41	56.1544-007-XXX	42
50.DL2240-2	156	52.DK3112	167	55.5000-10m	181	56.1026-203	41	56.1544-008-XXX	42
50.DL2600-2	160	52.DK3114	167	55.5000-4m	181	56.1026-204	41	56.1544-100	42
50.DL2600-2K	151	52.DK3115	167	55.5000-6m	181	56.1026-205	41	56.1810-101-XXX	39
50.DL2600-2KX	151	52.DK3120	167	55.5000-8m	181	56.1026-208	41	56.1810-102-101	39
50.DL3010	153	52.DK3125	167	55.8000-4m	181	56.1026-209	41	56.1810-102-230	39
50.DL3020	153	52.DK4175	168	55.8000-8m	181	56.1026-210	41	56.1810-102-XXX	39
		52.DK8024	169	55.CORNER	179	56.1044-201-XXX	41	56.1810-103-101	39
		52.DK8026	169	56.1000-502	54	56.1044-202-XXX	41	56.1810-103-XXX	39

56.1810-104-XXX	39	56.1900-212	45	56.3013-500	125	58.282C	100	63.053540J	142
56.1810-105-101	39	56.1900-214	45	56.3015-200	126	58.284C	100	63.053580	138
56.1810-105-XXX	39	56.1900-218	45	56.3015-210S	126	58.286C	100	63.053600J	140
56.1810-108-XXX	39	56.1900-218S	45	56.3016-210S	126	58.502	106	78.9201	205
56.1810-109-XXX	39	56.1900-220	45	56.3017-100	131	58.503	106	78.9202	205
56.1810-110-XXX	39	56.1900-222	45	56.3018-200	124	58.504	106	78.9203	205
56.1820-201-XXX	39	56.1900-224	45	56.3018-210	124	58.506	106	78.9301	205
56.1820-202-XXX	39	56.1900-225	45	56.3018-210	124	58.512	107	78.9302	205
56.1820-203-XXX	39	56.1900-226	45	56.3018-220	124	58.514	107	78.9303	205
56.1820-204-XXX	39	56.1900-227	45	56.3018-500	124	58.516	107	78.9311	204
56.1820-205-XXX	39	56.1900-228	45	56.3018-500	124	58.612	107	78.9312	204
56.1820-206-XXX	39	56.1900-230	45	56.3019-210	132	58.614	107	78.9313	204
56.1820-208-XXX	39	56.1900-234	45	56.3019-220	132	58.616	107	78.9320	204
56.1820-209-XXX	39	56.1900-235	45	56.3020-500	132	58.621	107	78.9321	204
56.1820-210-XXX	39	56.1900-236	45	56.3023-300	59	58.622	107	78.9322	204
56.1821-201-218	38	56.1900-242	45	56.3023-330	59	58.623	107	78.9323	204
56.1821-201-XXX	38	56.1900-244	45	56.3024-300	59	58.624	107	78.9337	205
56.1821-202-218	38	56.1900-316	45	56.3024-330	59	58.626	107	78.9338	205
56.1821-202-XXX	38	56.1900-318	45	56.3025-330	61	58.632	107	78.9339	205
56.1821-203-218	38	56.1900-320	45	56.3027-330	61	58.634	107	78.9340	205
56.1821-203-XXX	38	56.1900-322	45	56.3041-210	132	58.636	107	78.9347	205
56.1821-204-218	38	56.1900-324	45	56.3041-211	132	58.641	107	78.9347D	205
56.1821-204-XXX	38	56.1900-325	45	56.3041-220	132	58.642	107	78.9348	205
56.1821-205-218	38	56.1900-326	45	56.3041-221	132	58.644	107	78.9348D	205
56.1821-205-XXX	38	56.1900-328	45	56.3067-210	130	58.646	107	78.9349	205
56.1821-208-218	38	56.1900-330	45	56.3067-220	130	58.721	102	78.9349D	205
56.1821-208-XXX	38	56.1900-418	46	56.3070-210	126	58.721B	103	78.9350	205
56.1821-209-218	38	56.1900-420	46	56.3080-210S	126	58.723	102	78.9350D	205
56.1821-209-XXX	38	56.1900-422	46	56.3080-500	127	58.723B	103	78.9354	204
56.1821-210-XXX	38	56.1900-424	46	56.3081-210S	126	58.723SS	105	78.9355	204
56.1824-201-XXX	38	56.1900-425	46	56.3081-500	126	58.725	102	78.9356	204
56.1824-201-XXX	38	56.1900-426	46	56.3084-500	127	58.725B	103	78.9357	204
56.1824-202-XXX	38	56.1900-428	46	56.3180-210S	126	58.731	103	78.9358	204
56.1824-202-XXX	38	56.1900-430	46	56.3181-210S	126	58.733	103	78.9359	204
56.1824-203-XXX	38	56.1900-432	46	56.5100-522	7	58.733SS	105	78.9361	204
56.1824-203-XXX	38	56.1900-512.7	49	56.5100-523	7	58.735	103	78.9362	204
56.1824-204-XXX	44	56.1900-516.5	49	56.5100-622	7	58.801	99	78.9363	204
56.1824-301-XXX	38	56.1900-520	49	56.5100-623	7	58.802	99	78.9364	204
56.1824-301-XXX	38	56.1900-520SI	49	56.5102-613	7	58.803	99	78.9365	204
56.1824-302-XXX	38	56.1900-520S	49	56.5710-100	131	58.803SS	104	78.9366	204
56.1824-302-XXX	38	56.1900-523.5	49	56.5900-206	47	58.804	99	78.9367	204
56.1824-303-XXX	38	56.1900-524	49	56.5900-210	47	58.804B	99	78.9368	204
56.1824-303-XXX	38	56.1900-527	49	56.5900-214	47	58.806	99	78.9369	204
56.1824-304-XXX	44	56.1900-602	45	56.5900-218	47	58.822	99	78.9370	204
56.1825-204-XXX	44	56.1900-603	45	56.5900-220	47	58.823	99	78.9371	204
56.1825-304-602	44	56.1900-604	45	56.5900-222	47	58.823SS	105	78.9401	204
56.1825-304-XXX	44	56.1900-605	46	56.5900-224	47	58.824	99	78.9402	204
56.1830-201-XXX	39	56.1900-702	45	56.5900-226	47	58.901	97	78.9403	204
56.1830-301-XXX	39	56.1900-703	45	56.5900-228	47	58.902	97	78.9404	204
56.1830-302-XXX	39	56.1900-704	45	56.5900-422	47	58.903	97	78.9405	204
56.1830-303-XXX	39	56.1900-705S	45	56.5900-428	47	58.903B	103	78.9411	204
56.1830-304-XXX	39	56.1900-801	46	56.7203-001	48	58.903SS	104	78.9412	204
56.1830-305-XXX	39	56.1900-802	46	56.7203-002	48	58.904	97	78.9413	204
56.1830-306-226	39	56.1900-803	46	56.7204-001	95	58.904B	103	78.9414	204
56.1830-308-XXX	39	56.1900-804	46	56.7204-002	95	58.906	97	78.9422	204
56.1830-309-XXX	39	56.1900-805	46	56.7205-001	95	58.906B	103	78.9423	204
56.1830-310-XXX	39	56.1900-806	46	56.7210-001	48	58.922	97	78.9424	204
56.1831-301-XXX	38	56.2102-113-XXX	48	56.8513-001	48	58.923	97	78.9425	204
56.1831-302-XXX	38	56.2900-405	48	56.YZE117TCK	38	58.923SS	104	78.9426	204
56.1831-303-XXX	38	56.3001-200	124	57.401/3EJ	194	58.924	97	78.9431	204
56.1831-304-XXX	38	56.3001-201	124	57.402/3EJ	194	58.963	98	78.9432	204
56.1831-305-XXX	38	56.3001-205	124	57.403/2.5J	194	58.964	98	78.9433	204
56.1831-308-XXX	38	56.3001-210S	124	57.405/2J	194	58.966	98	78.9434	204
56.1831-309-XXX	38	56.3001-211S	124	57.443/2JP	194	63.051990J	63	78.9435	204
56.1831-310-XXX	38	56.3001-211	124	57.52080	203	63.052080	60	78.9436	204
56.1842-201-XXX	40	56.3001-215	124	57.5772	203	63.052500J	137	78.9441	204
56.1842-202-XXX	40	56.3001-220S	124	57.690	203	63.052550J	138	78.9442	204
56.1842-203-XXX	40	56.3001-225	124	57.697K	203	63.052600J	139	78.9443	204
56.1842-204-XXX	40	56.3001-500	124	57.699	203	63.052610J	140	78.9444	204
56.1842-205-XXX	40	56.3009-100	124	57.PWO08A	203	63.052640J	141	78.9451	204
56.1842-208-XXX	40	56.3009-100S	124	57.PWO08A	203	63.052710J	142	78.9452	204
56.1842-209-218	40	56.3010-100	131	57.PWO10	203	63.052730J	143	78.9453	204
56.1842-209-XXX	40	56.3011-200	125	57.STP40D-SSCL40DA	203	63.052730JX	143	78.9454	204
56.1842-210-XXX	40	56.3011-201	125	58.012	97	63.052750	140	78.9455	204
56.1852-301-206	40	56.3011-205	125	58.022	97	63.052790	143	78.9456	204
56.1852-301-XXX	40	56.3011-210S	125	58.031	101	63.053100	122	79.001	186
56.1852-302-XXX	40	56.3011-211S	125	58.032	101	63.053110	122	79.002	186
56.1852-303-XXX	40	56.3011-215	125	58.033	101	63.053400J	138	79.003	186
56.1852-304-XXX	40	56.3011-220S	125	58.033SS	106	63.053410J	139	79.004	186
56.1852-305-XXX	40	56.3011-221	125	58.034	101	63.053420J	141	79.005	186
56.1852-308-XXX	40	56.3011-225	125	58.035	101	63.05342	140	79.051	188
56.1852-309-XXX	40	56.3011-500	125	58.036	101	63.053430	138	79.051A	188
56.1852-310-XXX	40	56.3012-100	125	58.042	102	63.053440	141	79.052	188
56.1890-910-704	49	56.3012-100S	125	58.044	102	63.053440J	142	79.053	188
56.1890-910-XXX	49	56.3013-100	125	58.046	102	63.053450J	141	79.054	188
56.1890-919-XXX	49	56.3013-100S	125	58.077	98	63.05345	140	79.054A	188
56.1900-101	46	56.3013-200	125	58.112	99	63.053452J	140	79.055	188
56.1900-102	46	56.3013-201	125	58.132NG	106	63.053460	142	79.056	188
56.1900-103	46	56.3013-205	125	58.134NG	106	63.053460J	142	PAR.CERN	172
56.1900-104	46	56.3013-210S	125	58.134NGSS	106	63.053470J	143		
56.1900-105	46	56.3013-211S	125	58.136NG	106	63.053490J	143		
56.1900-155	46	56.3013-215	125	58.211	100	63.053500J	144		
56.1900-204	45	56.3013-220S	125	58.213	100	63.053510J	141		
56.1900-206	45	56.3013-221	125	58.215	100	63.053520J	140		
56.1900-210	45	56.3013-225	125	58.217	100	63.053530	143		





**EUROPE**

- Switzerland
- Austria
- Bosnia
- Bulgaria
- Croatia
- Czech Republic
- Denmark
- France
- Germany
- Hungary
- Italy
- Latvia
- Poland
- Portugal
- Romania
- Serbia
- Slovakia
- Slovenia
- Spain
- The Netherlands
- Turkey
- Ukraine
- United Kingdom

HEADQUARTERS

**ASIA**

- China
- India
- Malaysia
- Thailand
- Vietnam

**BIBUS SINDBY A/S**

Edisonvej 11  
DK-7100 Vejle

Tel. +45 75 88 21 22  
Fax +45 75 88 21 21  
bibus@bibus.dk  
www.bibus-sindby.dk