



Drain separator

FX Series

Lightweight compact drain separator Applicable compressors 0.75 kW to 37 kW

● Port size: 1/4 to 1

JIS symbol



- F.R.L.
- F.R.
- F (Filtr)
- R (Reg)
- L (Lub)
- Drain Separ
- Mech Press SW
- Res press exh valve
- SlowStart
- Anti-bac/Bac-remove Filt
- Film Resist FR
- Oil-ProhR
- Med Press FR
- No Cu/PTFE FRL
- Outdrs FRL
- Adapter Joiner
- Press Gauge
- CompFRL
- LgFRL
- PrecsR
- VacF/R
- Clean FR
- ElecPneur
- AirBoost
- Speed Ctrl
- Silncr
- CheckV/other
- Fit/Tube
- Nozzle
- Air Unit
- PrecsCompn
- Electro Press SW
- ContactSW
- AirSens
- PresSW Cool
- Air Flo Sens/Ctrl
- WaterRtSens
- TotAirSys (Total Air)
- TotAirSys (Gamma)
- Gas generator
- RefrDry
- DesicDry
- HiPolymDry
- MainFiltr
- Dischrg etc
- Ending

Specifications

1 MPa ≈ 145.0 psi, 1 MPa = 10 bar

Item	FX1004	FX1011	FX1037
Working fluid	Compressed air		
Working pressure MPa	0.1 (≈15 psi, 1 bar) to 1.0 (≈145 psi, 10 bar) *3		
Proof pressure MPa	1.5 (≈217 psi, 15 bar)		
Ambient/fluid temperatures °C	5 (41°F) to 60 (140°F)		
Water separation efficiency %	99 *2		
Max. processing flow rate *1 L/min (ANR)	550	1800	6100
Port size Rc, NPT, G	1/4, 3/8	1/4, 3/8, 1/2	3/4, 1
Product weight kg	0.3	0.5	1.2

*1: At inlet pressure 0.7 MPa.

*2: Water separation efficiency during max. processing flow rate. (Evaporated water droplets (water vapor) cannot be separated)

*3: In the case of "F1" with auto-drain, the min. working pressure of auto-drain is 0.15 MPa.

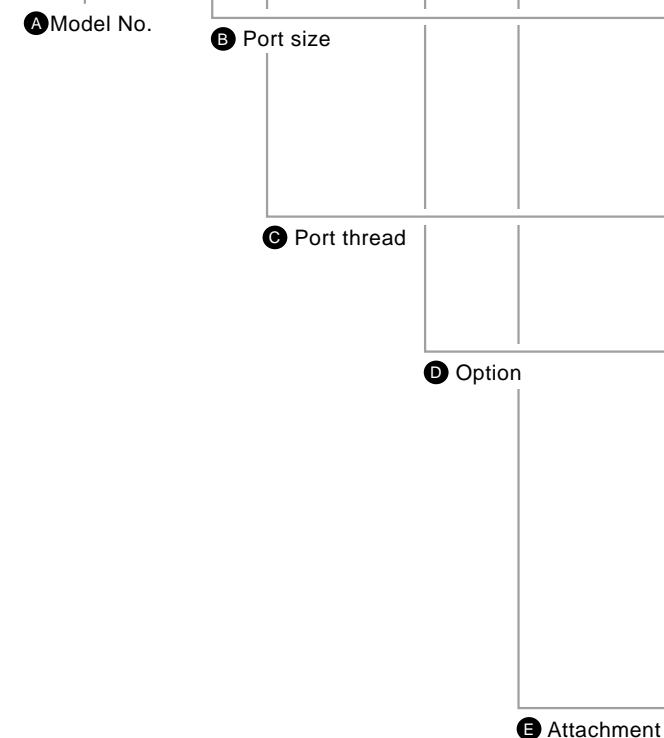
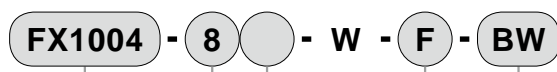
Option weight

* Add to the weight of the standard accessories.

Unit: kg

Code	Drain discharge			Bowl material
	C	F	F1	M
FX1004	0	0.02	0.02	0.1
FX1011	0	0.02	0.02	0.1
FX1037	0	0.02	0.02	0.1

How to order



⚠ Precautions for model No. selection

- *1: Select options for the drainage, bowl material, and flow direction.
When selecting options for several items, list options in order from the top.
- *2: Refer to page 354 for the auto-drain usage conditions.
- *3: The pipe adaptor set and C type bracket cannot be used together.
- *4: The joiner set is included with the pipe adaptor set.

		A Model No.			
		FX1004	FX1011	FX1037	
Code	Description				
B Port size					
8	1/4	●	●		
10	3/8	●	●		
15	1/2		●		
20	3/4			●	
25	1			●	
C Port thread					
Blank	Rc thread	●	●	●	
N	NPT thread	●	●	●	
G	G thread	●	●	●	
D Option *1, 2					
Drain discharge	Blank	With manual drain cock (1/8 internal thread only for metal bowl)	●	●	●
	C	With manual cock (can only be selected for metal bowl)	●	●	●
	F	Auto-drain with manual override (NO: Exhaust when not pressurized)	●	●	●
	F1	Auto-drain with manual override (NC: No exhaust when not pressurized)	●	●	●
Bowl material	Blank	Polycarbonate bowl	●	●	●
	Z	Nylon bowl	●	●	●
	M	Metal bowl	●	●	●
	M1	Metal bowl with manual drain cock	●	●	●
Flow direction	Blank	Standard flow (left → right)	●	●	●
	X1	Reverse flow (right → left)	●	●	●
E Attachment *3, *4					
Blank	Not included	●	●	●	
A8*W	1/4 pipe adaptor set	●	●		
A10*W	3/8 pipe adaptor set	●	●		
A15*W	1/2 pipe adaptor set	●	●		
A20*W	3/4 pipe adaptor set		●	●	
A25*W	1 pipe adaptor set			●	
A32*W	1 1/4 pipe adaptor set			●	
BW	C-bracket	●	●	●	
* Adaptor thread					
Blank	Rc thread	●	●	●	
N	NPT thread	●	●	●	
G	G thread	●	●	●	

Replacement parts list

Bowl guard

Bowl guard model No.	For polycarbonate bowl	For nylon bowl
Model		
FX1004	F3000-W-BOWL-GUARD	F3000-W-BOWL-GUARD-Z
FX1011, FX1037	F4000-W-BOWL-GUARD	F4000-W-BOWL-GUARD-Z

Bowl assembly (set of bowl assembly and bowl O-ring)

Bowl assembly model No.	PC bowl assembly with manual cock	PA bowl assembly with manual cock	Metal bowl assembly with manual cock	Metal bowl assembly with Rc1/8 female thread	Metal bowl assembly with manual cock
Model					
FX1004	F3000-W-BOWL	F3000-W-BOWL-Z	F3000-W-BOWL-M	FX1004-W-BOWL-M	F3000-W-BOWL-M1
FX1011, FX1037	F4000-W-BOWL	F4000-W-BOWL-Z	F4000-W-BOWL-M	FX1011-W-BOWL-M	F4000-W-BOWL-M1

Bowl assembly model No.	PC bowl assembly with NO auto-drain	PA bowl assembly with NO auto-drain	Metal bowl assembly with NO auto-drain	Metal bowl assembly with NO auto-drain
Model				
FX1004	F3000-W-BOWL-F	F3000-W-BOWL-FZ	F3000-W-BOWL-FM	F3000-W-BOWL-FM1
FX1011	F4000-W-BOWL-F	F4000-W-BOWL-FZ	F4000-W-BOWL-FM	F4000-W-BOWL-FM1
FX1037	F8000-W-BOWL-FF	F8000-W-BOWL-FFZ	F8000-W-BOWL-FFM	F8000-W-BOWL-FFM1

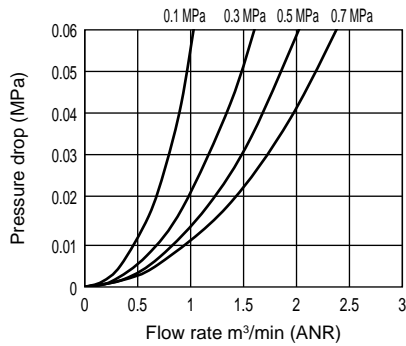
Bowl assembly model No.	PC bowl assembly with NC auto-drain	PA bowl assembly with NC auto-drain	Metal bowl assembly with NC auto-drain	Metal bowl assembly with NC auto-drain
Model				
FX1004	M3000-W-BOWL-F1	M3000-W-BOWL-F1Z	M3000-W-BOWL-F1M	M3000-W-BOWL-F1M1
FX1011	M4000-W-BOWL-F1	M4000-W-BOWL-F1Z	M4000-W-BOWL-F1M	M4000-W-BOWL-F1M1
FX1037	F8000-W-BOWL-FF1	F8000-W-BOWL-FF1Z	F8000-W-BOWL-FF1M	F8000-W-BOWL-FF1M1

F.R.L.
F.R.
F (Filtr)
R (Reg)
L (Lub)
Drain Separ
Mech
Press SW
Res press
exh valve
SlowStart
Anti-bac/Bac-
remove Filtr
Film
Resist FR
Oil-ProhR
Med
Press FR
No Cu/
PTFE FRL
Outdrs FRL
Adapter
Joiner
Press
Gauge
CompFRL
LgFRL
PrescR
VacF/R
Clean FR
ElecPneuR
AirBoost
Speed Ctrl
Silncr
CheckV/
other
Fit/Tube
Nozzle
Air Unit
PrescCompn
Electro
Press SW
ContactSW
AirSens
PresSW
Cool
Air Flo
Sens/Ctrl
WaterRISens
TotAirSys
(Total Air)
TotAirSys
(Gamma)
Gas
generator
RefrDry
DesicDry
HiPolymDry
MainFiltr
Dischrg
etc
Ending

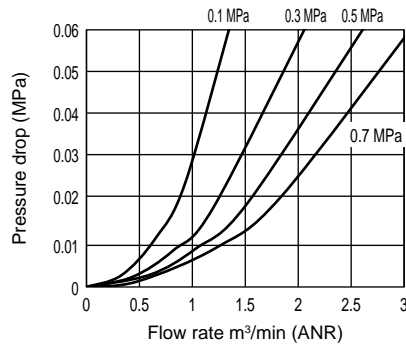
F.R.L. Flow characteristics

- F.R.
- F (Filtr)
- R (Reg)
- L (Lub)
- Drain Separ
- Mech Press SW
- Res press exh valve
- SlowStart
- Anti-bac/Bac-remove Filt
- Film Resist FR
- Oil-ProhR
- Med Press FR
- No Cu/ PTFE FRL
- Outdrs FRL
- Adapter Joiner Press Gauge
- CompFRL
- LgFRL
- PrecsR
- VacF/R
- Clean FR
- ElecPneur
- AirBoost
- Speed Ctrl
- Silncr
- CheckV/ other
- Fit/Tube
- Nozzle
- Air Unit
- PrecsCompn
- Electro Press SW
- ContactSW
- AirSens
- PresSW Cool
- Air Flo Sens/Ctrl
- WaterRiSens
- TotAirSys (Total Air)
- TotAirSys (Gamma)
- Gas generator
- RefrDry
- DesicDry
- HiPolymDry
- MainFiltr
- Dischrg etc
- Ending

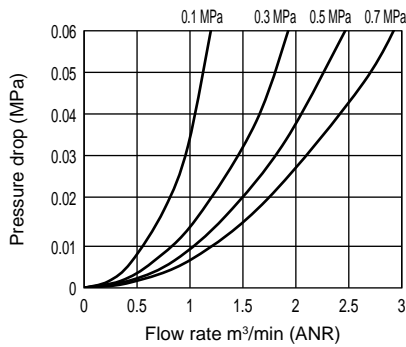
● FX1004-8-W



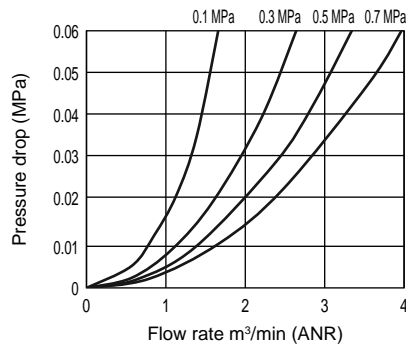
● FX1004-10-W



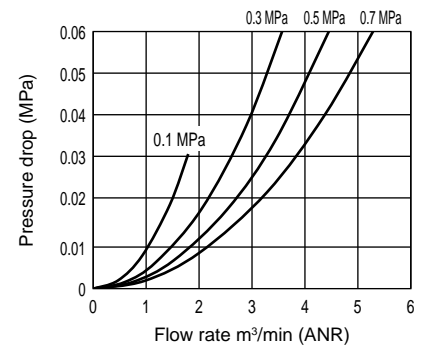
● FX1011-8-W



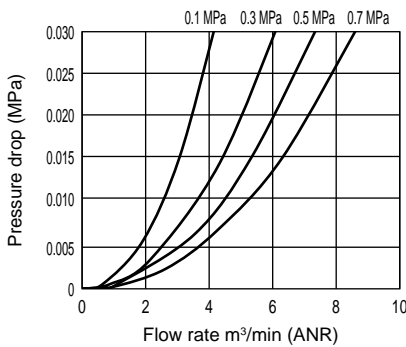
● FX1011-10-W



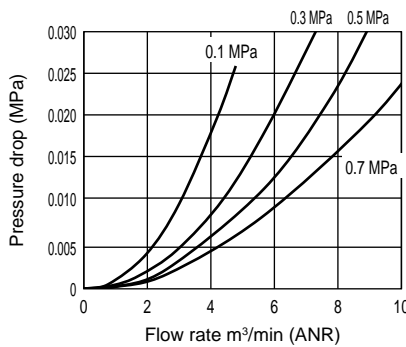
● FX1011-15-W



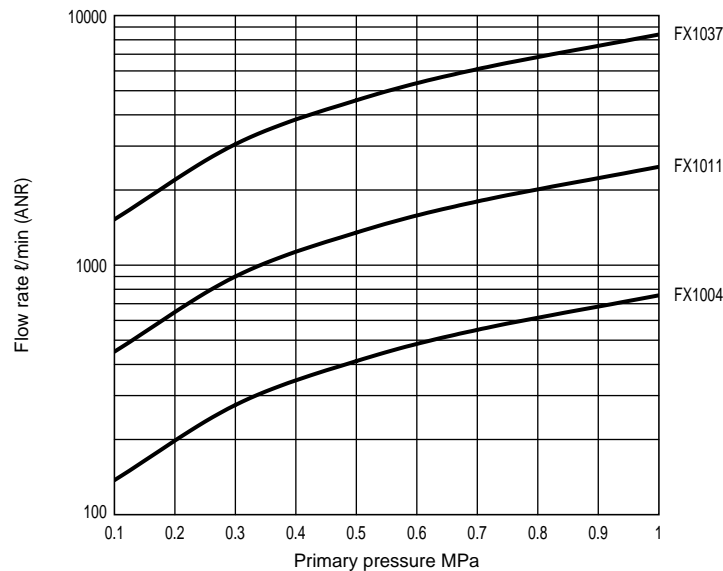
● FX1037-20-W



● FX1037-25-W

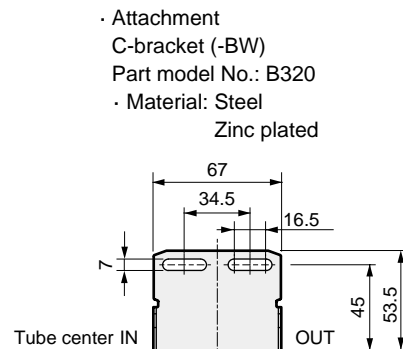
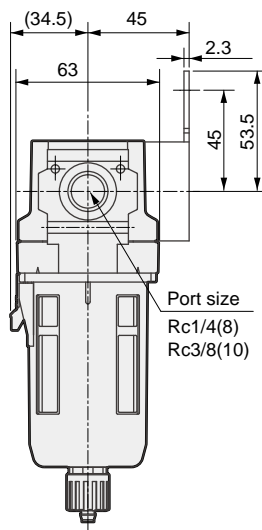
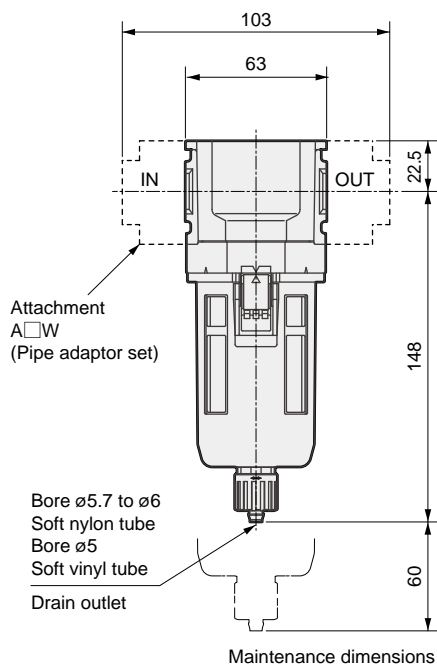


Max. processing flow rate



Dimensions

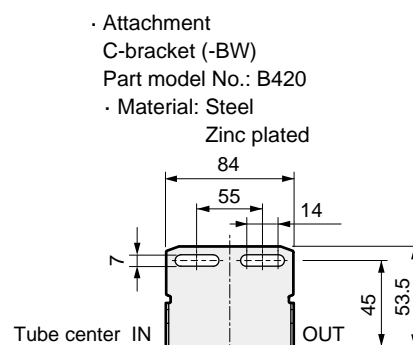
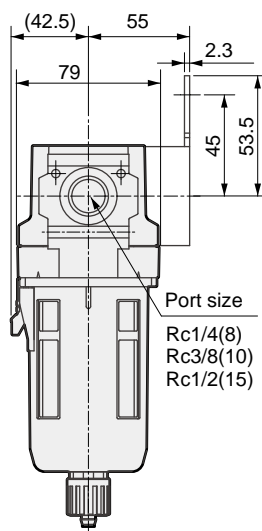
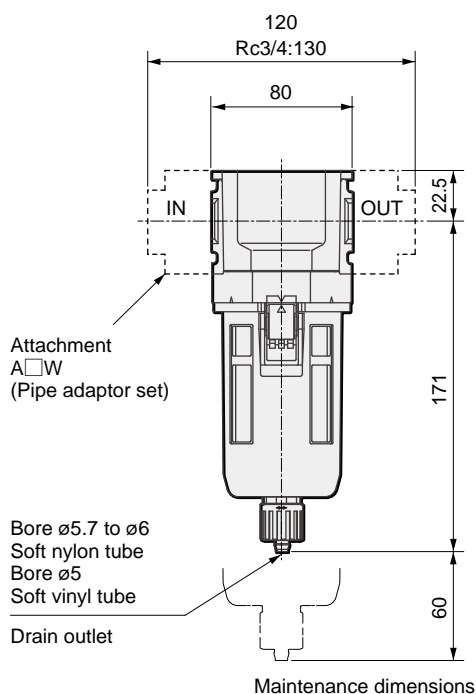
● FX1004-W



● For the plastic bowl, the dimensions of the manual cock and the auto-drain are the same.

Note: The C type bracket and pipe adaptor set attachments cannot be used together.

● FX1011-W



● For the plastic bowl, the dimensions of the manual cock and the auto-drain are the same.

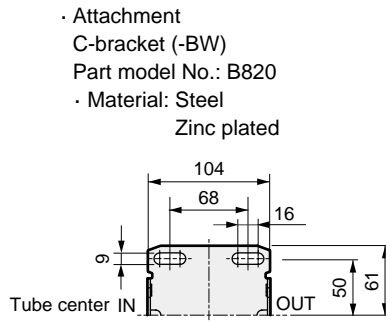
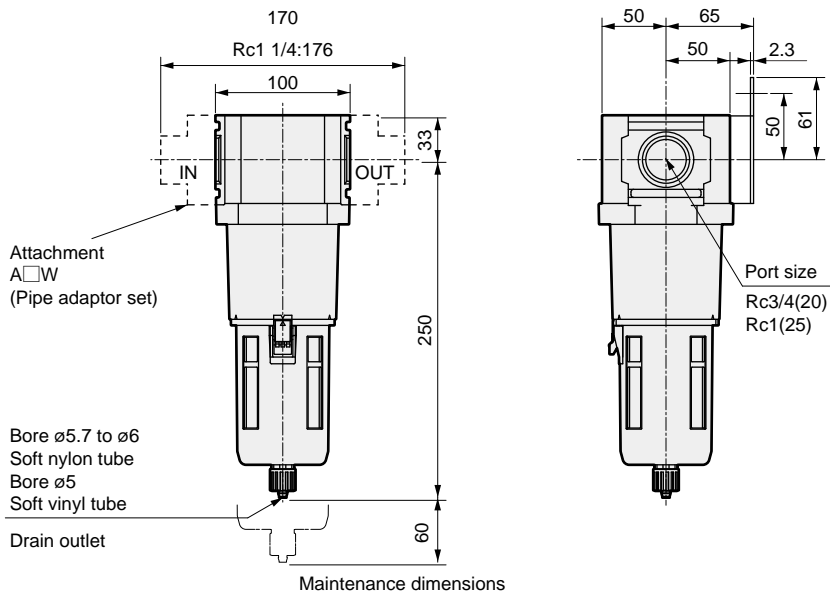
Note: The C type bracket and pipe adaptor set attachments cannot be used together.

F.R.L.
F.R.
F (Filtr)
R (Reg)
L (Lub)
Drain Separ
Mech
Press SW
Res press
exh valve
SlowStart
Anti-bac/Bac- remove Filtr
Film
Resist FR
Oil-ProhR
Med
Press FR
No Cu/ PTFE FRL
Outdrs FRL
Adapter Joiner
Press Gauge
CompFRL
LgFRL
PrecsR
VacF/R
Clean FR
ElecPneuR
AirBoost
Speed Ctrl
Silncr
CheckV/ other
Fit/Tube
Nozzle
Air Unit
PrecsCompn
Electro Press SW
ContactSW
AirSens
PresSW Cool
Air Flo Sens/Ctrl
WaterRISens
TotAirSys (Total Air)
TotAirSys (Gamma)
Gas generator
RefrDry
DesicDry
HiPolymDry
MainFiltr
Dischrg etc
Ending

F.R.L. Dimensions

F.R. ● FX1037-W

- F (Filtr)
- R (Reg)
- L (Lub)
- Drain Separ
- Mech Press SW
- Res press exh valve
- SlowStart
- Anti-bac/Bac-remove Filt
- Film Resist FR
- Oil-ProhR
- Med Press FR
- No Cu/ PTFE FRL
- Outdrs FRL
- Adapter Joiner
- Press Gauge
- CompFRL
- LgFRL
- PrecsR
- VacF/R
- Clean FR
- ElecPneUR
- AirBoost
- Speed Ctrl
- Silncr
- CheckV/ other
- Fit/Tube
- Nozzle
- Air Unit
- PrecsCompn
- Electro Press SW
- ContactSW
- AirSens
- PresSW Cool
- Air Flo Sens/Ctrl
- WaterRiSens
- TotAirSys (Total Air)
- TotAirSys (Gamma)
- Gas generator
- RefrDry
- DesicDry
- HiPolymDry
- MainFiltr
- Dischrg etc
- Ending



· Attachment C-bracket (-BW)
Part model No.: B820
· Material: Steel
Zinc plated

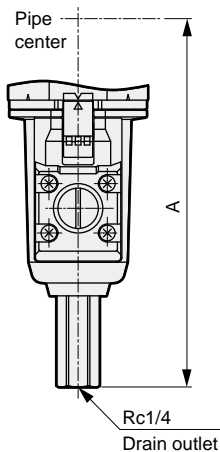
● For the plastic bowl, the dimensions of the manual cock and the auto-drain are the same.

Note: The C type bracket and pipe adaptor set attachments cannot be used together.

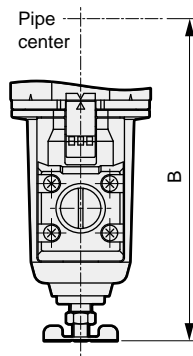
Optional dimensions

● Metal bowl FX1004-W/FX1011-W/FX1037-W (option)

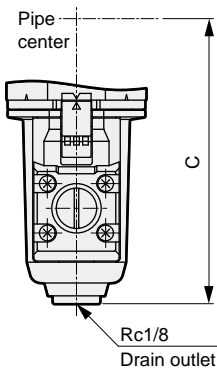
Metal bowl with auto-drain (FM, F1M)



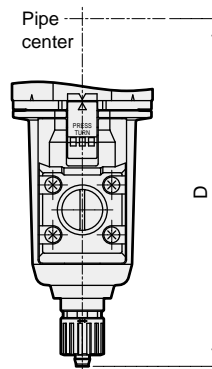
Metal bowl with manual cock (CM)



Metal bowl without cock (M)



Metal bowl with manual cock (CM1, FM1, F1M1)



Dimensions table

Model No.	FM/F1M	CM	M	CM1/FM1/F1M1
	A	B	C	D
FX1004	164	143.5	127	154
FX1011	187	166.5	150	177
FX1037	266	245.5	229	256