

The logo features the word "HELAS" in a bold, black, sans-serif font. The letter "A" is replaced by a stylized sunburst or starburst symbol. A registered trademark symbol (®) is located to the upper right of the "S".

**HELAS<sup>®</sup>**

**SLITTING**

an ELIO CAVAGNA srl trademark

The background image shows a close-up of a slitting machine. A large, circular, silver-colored metal disc with a yellow outer ring is the central focus. To its left is a large metal plate with a grid of small holes. A yellow cable runs across the top right. The machine components are made of polished metal, and the overall scene is industrial.

**TAILOR MADE  
CUTTING SOLUTIONS**

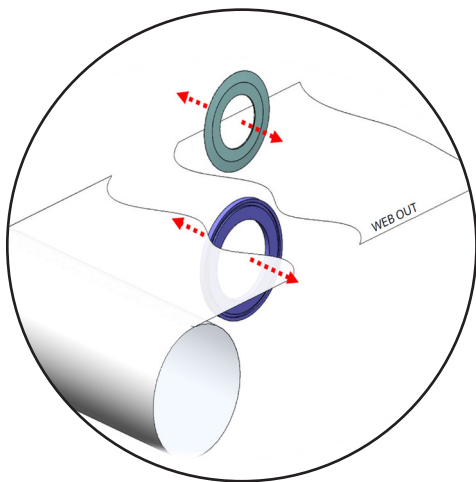
**YOUR PARTNER IN SLITTING**



# CHOOSE YOUR CUTTING MODULE

THREE WAYS TO SET YOUR DEVICE

## WEB OUT



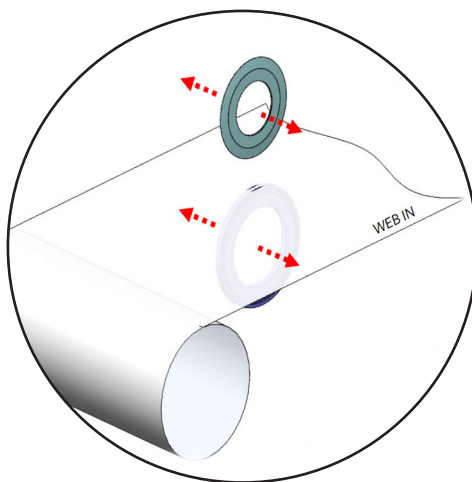
POSITIONING **WITHOUT**  
MATERIAL IN LINE

**BASIC**

**FAST**

- ✓ FAST SETTING
- ✓ REDUCED DOWNTIME

## WEB IN

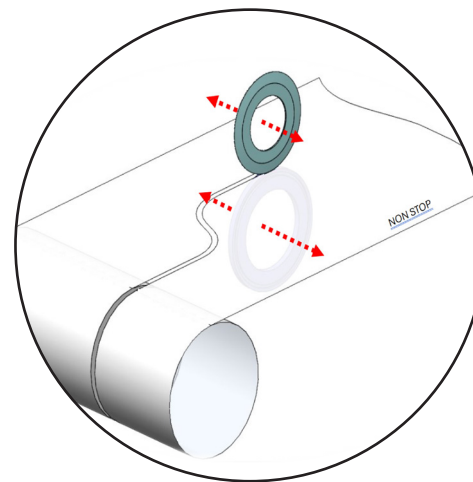


POSITIONING **WITH**  
MATERIAL IN LINE

**HMB**

- ✓ FAST SETTING
- ✓ REDUCED DOWNTIME
- ✓ REDUCED WASTE

## WEB IN - NON STOP



POSITIONING **WITH**  
MATERIAL IN LINE

**STJ / TRV**

- ✓ FAST SETTING
- ✓ REDUCED DOWNTIME
- ✓ REDUCED WASTE
- ✓ NO STOPPING LINE
- ✓ NO STOPPING CUTTING

CUTTING MODULE  
CHOOSE YOUR SOLUTION

APPLICATION	WEB OUT			WEB IN	WEB IN - NON STOP		
VERSION	BASIC	FAST-MAN		HMB	STJ TRIMS	+ BKJ CENTRAL	TRV
	MANUAL	AUTOMATIC	MANUAL	AUTOMATIC	MANUAL	AUTOMATIC	AUTOMATIC
EXTRUDER	✗	✗	✗	✗	✓	✓	✓
REWINDER	✓	✓	✓	✓	✗	✗	✗
LAMINATIONS	✓	✓	✓	✓	✓	✓	✗
PRINTING	✓	✓	✓	✓	✓	✓	✗
TEXTILE	✓	✓	✓	✓	✓	✓	✓
CALANDER	✗	✗	✗	✗	✓	✓	✓
CONTINUOUS CYCLE	✗	✗	✗	✗	✓	✓	✓
NON STOP CUT	✗	✗	✗	✗	✓	✓	✓
OPTIONAL VISUALIZATION OF POSITION	✗	✗	✓	✗	✓	✗	✗

WEB OUT  
WEB IN  
WEB IN-NON STOP



**WEB OUT** MANUAL

# BASIC

**EASY SOLUTION**

Easy and basic solution where top knife and bottom knife are not linked.  
Move the bottom knife first then the top knife holder.

Bottom knife shaft can incorporate a pneumatic clamping system (air shaft). Ideal solution for offline slitting where slit widths are not changed often.

Can be integrated with an additional hand wheel to centre the cut with the web.

## GOALS

- INDIVIDUAL KNIFE SETTING
- EASY MOVEMENT THANKS TO LINEAR BEARINGS & LINEAR SLIDES
- CAN BE SUPPLIED BOTH ON NEW MACHINES AND FOR RETROFIT
- CAN BE INTEGRATED WITH EXISTING SLITTERS
- KNIFE HOLDERS INCORPORATE INDIVIDUAL PNEUMATIC BRAKE

## FOR NEW APPLICATIONS OR RETROFIT UPGRADES EXAMPLE OF APPLICATIONS



WEB OUT  
**BASIC**

WEB OUT

WEB IN

WEB IN-NON STOP



**WEB OUT** AUTOMATIC | MANUAL

# FAST MAN

**LINKED BLADE and BOTTOM KNIFE**

**Quick setting of slit width formats.  
Positioning without material in line with machine stopped.  
Top knife holder and bottom knife are set simultaneously.  
The operator only needs to move 1 axis to achieve the correct  
slit width as the top knife and bottom knife move as a linked pair.**

## GOALS

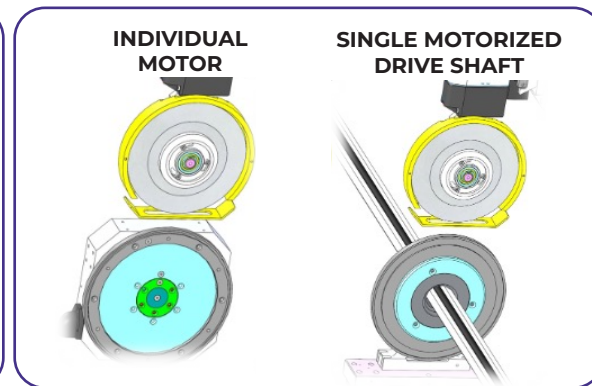
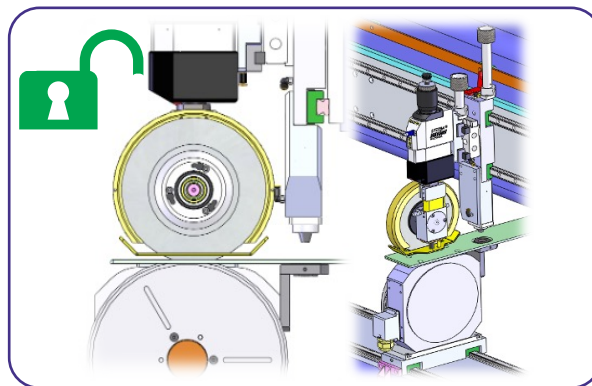
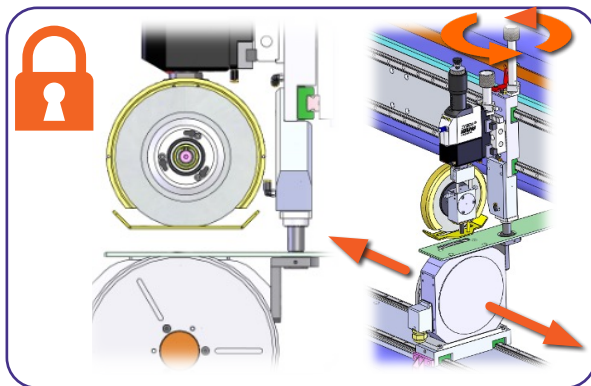
- FAST SETTING OF POSITION (no need to set the knife holder each time)
- REDUCED DOWNTIME
- REDUCED SETTING ERRORS
- INCREASED KNIFE LIFE

## IT CAN BE SUPPLIED WITH

- BOTTOM KNIVES WITH INDIVIDUAL MOTORS, UP TO 2500MPM
- BOTTOM KNIVES WITH SINGLE MOTORISED DRIVE SHAFT, UP TO 1300MPM
- MANUAL MOVEMENT
- AUTOMATIC MOVEMENT
- VISUALIZATION OF SLIT WIDTH. IT IS POSSIBLE TO SEE THE EXACT DISTANCE BETWEEN BOTTOM KNIVES




## FOR NEW APPLICATIONS OR RETROFIT UPGRADES EXAMPLE OF APPLICATIONS



### AUTOMATIC

Positioning management via touch screen.



### MANUAL

Positioning via manual pinion knob.



### VISUALIZATION

Positioning display via touch screen.

WEB OUT  
FAST MAN



**WEB IN** AUTOMATIC

# HMB

**FULLY INTEGRATED CUSTOMIZED SOLUTIONS**

**AUTOMATIC HMB can be supplied for Shear cut / Razor cut / Score cut  
Positioning and management of the cutting units through  
the operator touch screen interface. Positioning can be achieved  
within a few seconds with material inline.**

**Each cutting group is independently locked in position by an individual  
brake to ensure stability. Absolute linear encoders guarantee correct slit  
width position with high accuracy and precise alignment between  
top knife and bottom knife.**

**Intuitively designed software can be customized on request.**

**HMB systems are designed to ensure easy, minimal & low cost maintenance.**

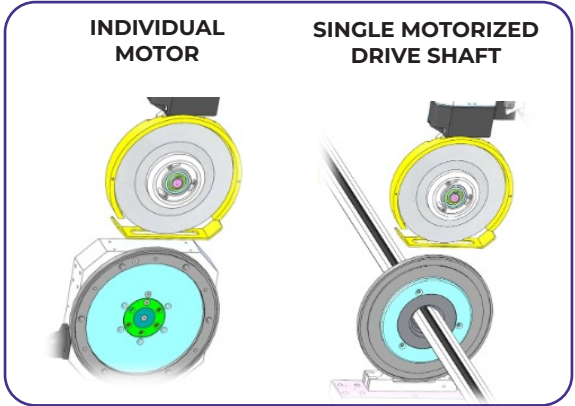
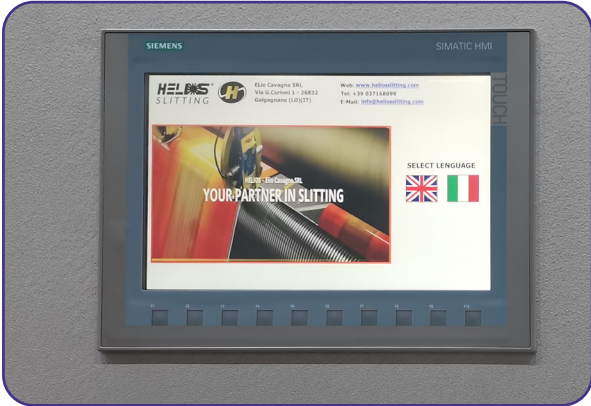
## GOALS

- LESS DOWNTIME
- HIGH PRECISION IN POSITIONING WITH REPETIBILITY
- WASTE REDUCTION
- DAILY PRODUCTION INCREASE
- EASY MAINTENANCE
- SHORT INVESTMENT PAYBACK

## IT CAN BE SUPPLIED WITH

- COUNTER BLADES WITH INDIVIDUAL MOTORS,  
UP TO 2500MPM
- COUNTER BLADES WITH SINGLE MOTORIZED SHAFT,  
UP TO 1300MPM
- DATA EXCHANGE WITH CUSTOMER PLC
- REMOTE CONTROL FOR ASSISTANCE

FOR NEW APPLICATIONS OR RETROFIT UPGRADES  
EXAMPLE OF APPLICATIONS





**WEB IN - NON STOP** AUTOMATIC | MANUAL

# STJ TRIMS

**EASY AND SMART**


Ideal edge trim solution for extruders and other applications where the trim width requires changing without machine stop. Top knife unit and bottom knife liked and moved simultaneously. Standard movement via rack and pinion knob system. Optional movement via a hand wheel & screw system. Handwheels are located on the outside of the machine frame ensuring operators are away from the moving web when setting trim width. In addition a digital position display can be incorporated into the hand wheel. The STJ can be supplied and installed on new or retrofitted to existing machines.

## GOALS

- MOVE THE EDGE TRIM UNITS WITHOUT STOPPING PRODUCTION OR REMOVING THE WEB
- POSITIONING FROM OUTSIDE THE MACHINE (BY OPTIONAL HAND WHEELS)
- SAFE MOVEMENT OF EDGE TRIM UNITS
- FINE POSITIONING VIA DIGITAL READOUT (OPTIONAL)
- DAILY PRODUCTION INCREASE BY REDUCED SETTING DOWNTIME
- WASTE REDUCTION

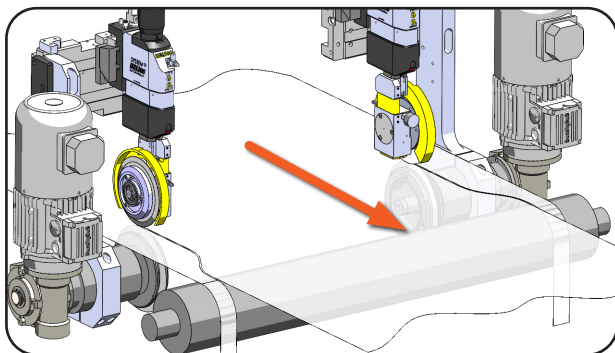
## IT CAN BE SUPPLIED WITH

- AUTOMATIC POSITIONING
- BOTTOM KNIVES WITH INDIVIDUAL MOTORS.
- BOTTOM KNIVES WITH SINGLE MOTORIZED DRIVE SHAFT.

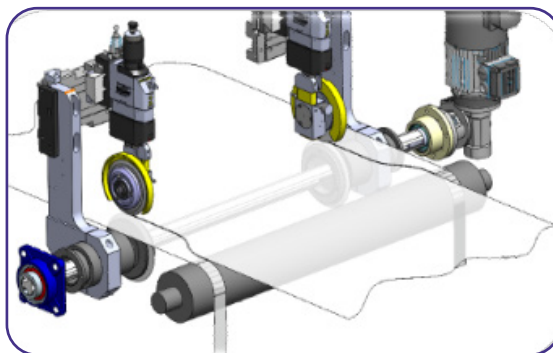


# FOR NEW APPLICATIONS OR RETROFIT UPGRADES EXAMPLE OF APPLICATIONS

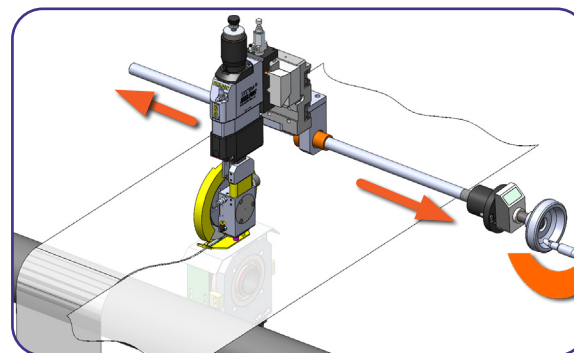
INDIVIDUAL MOTOR



SINGLE MOTORIZED DRIVE SHAFT



HANDWHEEL WITH DIGITAL DISPLAY FOR  
MOVEMENT FROM THE SIDE OF THE MACHINE



WEB IN - NON STOP  
**STJ**  
TRIMS



**WEB IN NON STOP** AUTOMATIC | MANUAL

# STJ TRIMS + BKJ CENTRAL CUT

**EASY AND SMART**

Ideal edge trim trims with central cut solution for extruders or other applications where slit width must be changed during production without stopping the machine. Possibility to move all of the knife groups quickly and safely from the side of the machine via handwheels. Optional digital display for each knife group. The STJ + BKJ can be supplied and installed on new or retrofitted to existing machines.

## GOALS

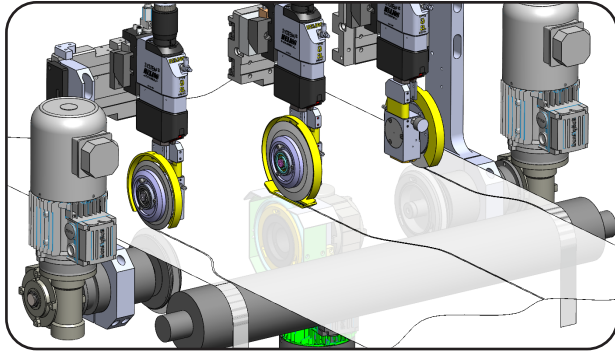
- MOVE THE EDGE TRIM UNITS OR SLITS WITHOUT STOPPING PRODUCTION OR REMOVING THE WEB.
- POSITIONING FROM OUTSIDE THE MACHINE (BY OPTIONAL HAND WHEELS)
- SAFE MOVEMENT OF EDGE TRIM UNITS
- FINE POSITIONING VIA DIGITAL READOUT (OPTIONAL)
- DAILY PRODUCTION INCREASE BY REDUCED SETTING DOWNTIME
- WASTE REDUCTION

## OPTIONS

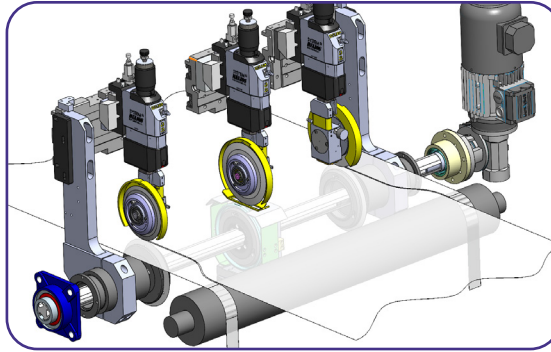
- AUTOMATIC POSITIONING
- BOTTOM KNIVES WITH INDIVIDUAL MOTORS.
- BOTTOM KNIVES WITH SINGLE MOTORIZED DRIVE SHAFT.

## FOR NEW APPLICATIONS OR RETROFIT UPGRADES EXAMPLE OF APPLICATIONS


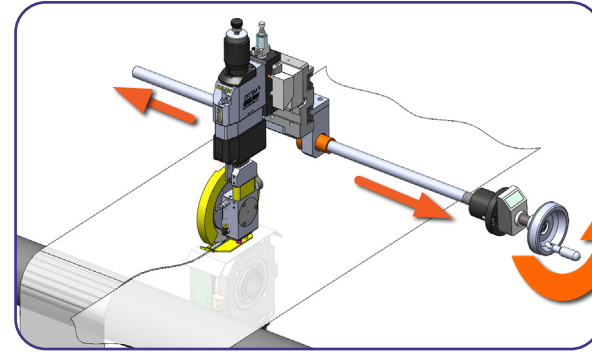
INDIVIDUAL MOTOR



SINGLE MOTORIZED DRIVE SHAFT



HANDWHEEL WITH DIGITAL DISPLAY FOR MOVEMENT FROM THE SIDE OF THE MACHINE



WEB IN - NON STOP  
**STJ** TRIMS **BKD**

**HELIX**  
SLITTING  
CENTRAL CUT



**WEB IN - NON STOP** AUTOMATIC

# TRV

**SET THE CUT WITHOUT STOPPING PRODUCTION**

**AUTOMATIC TRV Positioning and management of the cutting units through the operator touch screen interface. Positioning can be achieved within a few seconds with material inline. TRV allows the movement of one single knife or all knives simultaneously. The possibility to centre the slits to the web by moving all the units left or right. Ideal solution for extruders or applications where the slit width configuration must be changed without stopping the line. TRV is recommended for shear cut.**

**Stability of each cutting group by individual brake. Absolute linear encoders guarantee correct slit width position with high accuracy and precise alignment between top knife and bottom knife. Intuitively designed software can be customised on request.**

## GOALS


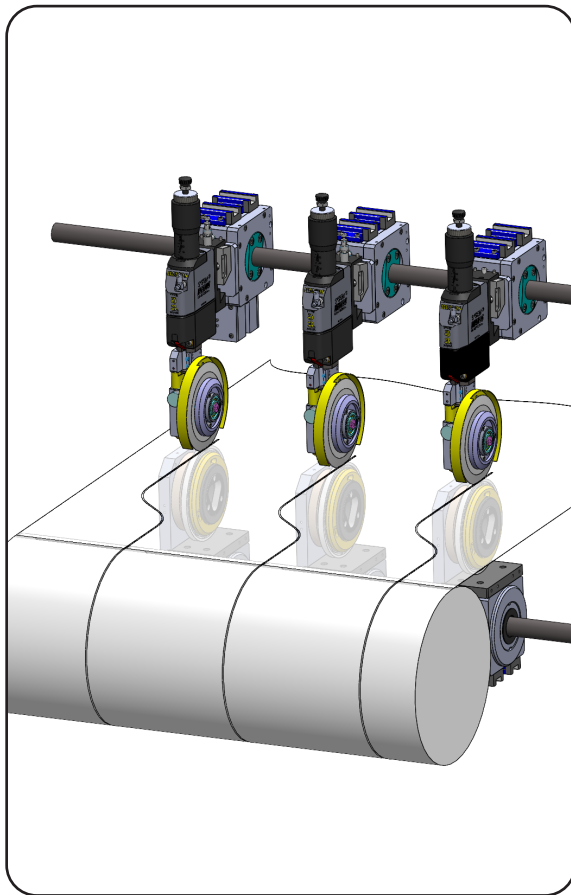
- INDIVIDUAL TOP AND BOTTOM KNIFE SETTING
- EASY, PRECISE MOVEMENT VIA LINEAR BEARINGS LINEAL SLIDES
- CAN BE SUPPLIED FOR NEW MACHINES OR RETROFITTED
- CAN BE INTEGRATED WITH EXISTING SLITTERS
- KNIFE HOLDER WITH INDIVIDUAL PNEUMATIC BRAKE

## OPTIONS

- AUTOMATIC POSITIONING
- BOTTOM KNIVES WITH INDIVIDUAL MOTORS.
- BOTTOM KNIVES WITH SINGLE MOTORIZED DRIVE SHAFT.

FOR NEW APPLICATIONS OR RETROFIT UPGRADES  
EXAMPLE OF APPLICATIONS

WEB OUT  
WEB IN  
WEB IN - NON STOP



WEB IN - NON STOP  
**TRV**



**ELIO CAVAGNA SRL**

Via Curioni, 1, 26832 Galgagnano (LO) ITALY | tel. +39 0371 68099  
website. [www.heliosslitting.com](http://www.heliosslitting.com) | mail. [info@heliosslitting.com](mailto:info@heliosslitting.com)