


Textiles

Tension Control and Web Guiding

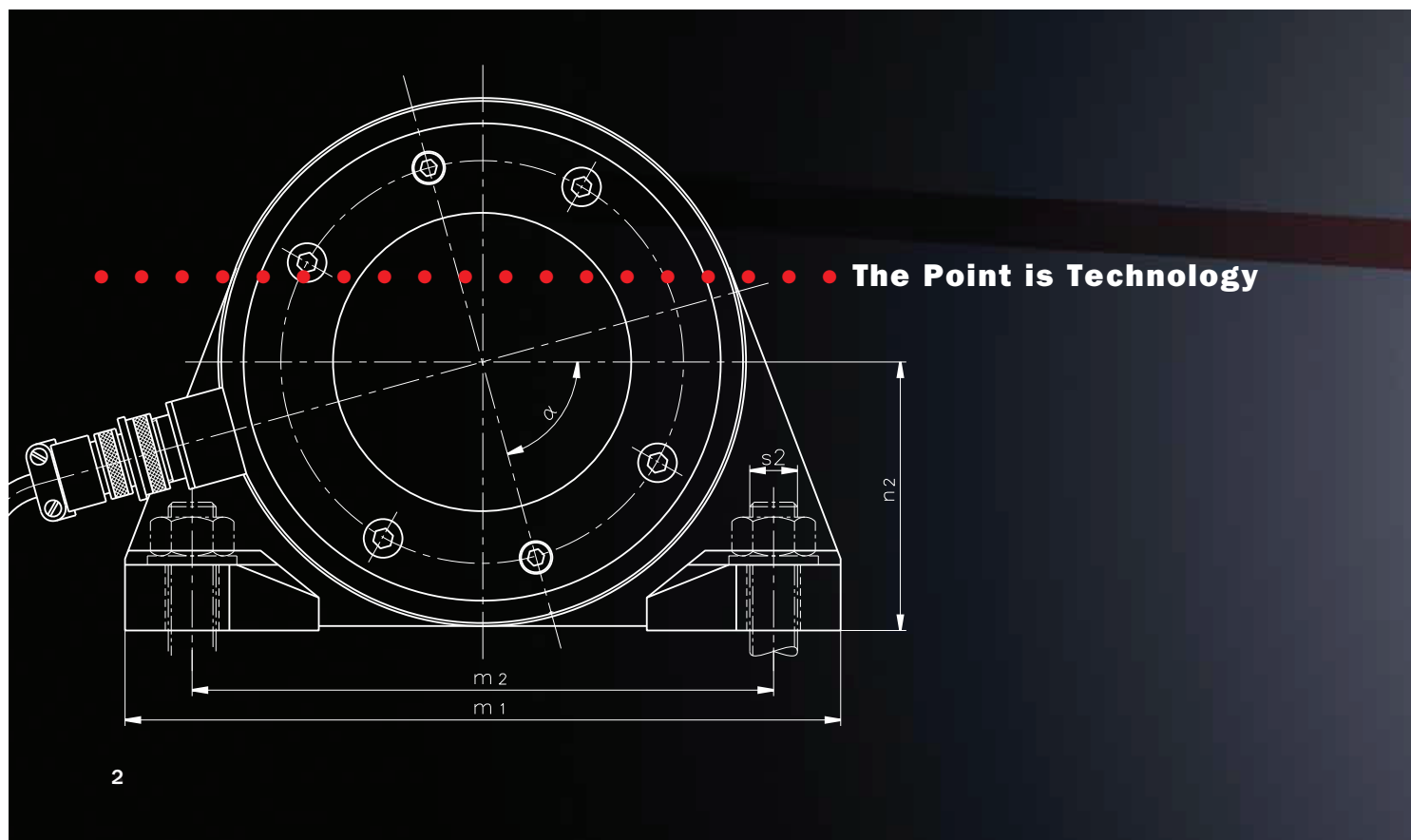


SWISSMADE⁺

FMS: Origins

FMS was founded in 1993, following a buyout from the FAG Kugelfischer company. Since that time, a dedicated team has been establishing its own company history in the web tension and web guiding industry through market-leading developments and successful international expansion.

Today, FMS is the company of choice for manufacturers and users of web processing equipment around the globe. Success has been achieved in a wide cross-section of industries, processes, and materials.



FMS: Capabilities

Wherever running web products are manufactured, processed or finished, two factors are critical for quality production of the finished product: constant tension and the consistent lateral position of the web in the process.

FMS closed loop control systems for web tension and web guiding continually maintain all the relevant parameters to ensure precise compliance with the reference values. At the same time, these values are made available for comprehensive recording for quality assurance purposes.

FMS ● Textile performance spectrum

System competencies

Web tension measurement
Closed loop tension control
Web guiding

Product competencies

Force sensors (load cells, transducers)
Measuring amplifiers
Closed loop controllers
Bus system interfaces
Web guides
Web guide sensors



FMS: Innovations

The FMS name stands for quality, reliability, expertise and innovations in web tension control and web guiding worldwide. With its range of products, FMS covers many different applications in all production processes.

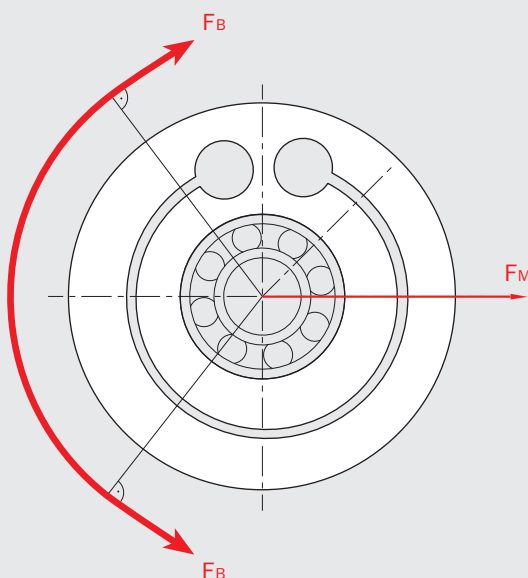
Our range of products is continually optimized and supplemented in order to take advantage of all the possibilities of new technologies. However, the fundamental characteristics of FMS technology remains its operating simplicity and reliability even under challenging operating conditions.



1



2



FMS web tension measurement

The web tension in the material (F_B) causes a resulting force in the direction of the bisecting line (F_M) on a wrapped roller. The measurement of this force is a direct measure of the web tension. The feedback value can be sent to an FMS closed loop tension controller, which regulates a drive, brake, or clutch, ensuring constant material tension throughout the process.

FMS web guiding

The actual position of the web is detected by a sensor. The web guide controller compares the measured position value with the pre-set reference value and controls the drive of a steering frame. The steering frame ensures a stable web position by pivoting the steering frame rollers to guide the material.

FMS applications ● Web tension control / web guiding

Advantages

Increased production speed
Reduced downtime
Minimized waste
Improved amortization periods
Enhanced, documentable quality
Constant and reproducible product quality

Materials

Natural and synthetic fibres
Textiles
Textile composites
Technical textiles
Non-wovens

Processes

Printing
Coating and laminating
Unwinding and winding
Nip force measurements
Thermofixing
Stretching and shrinking processes
Finishing



3

1 Force sensor for tension measurement in a textile processing plant.

2 Force measurement with cantilever mount sensors in a production line of synthetic textiles.

3 Tension control of an unwinding station using a digital closed loop tension controller.

4 Force Sensor for tension measurement in synthetic textile production.



4

5 Control of two material webs by a chase and follow system with two motorized sensor adjustments and a steering frame in a textile foil laminating process.

6 Tension measurement of large textile webs with high tension and high roller weights in a thermofixing and stretching facility. The forces are measured with force measuring blocks.



5



6

5

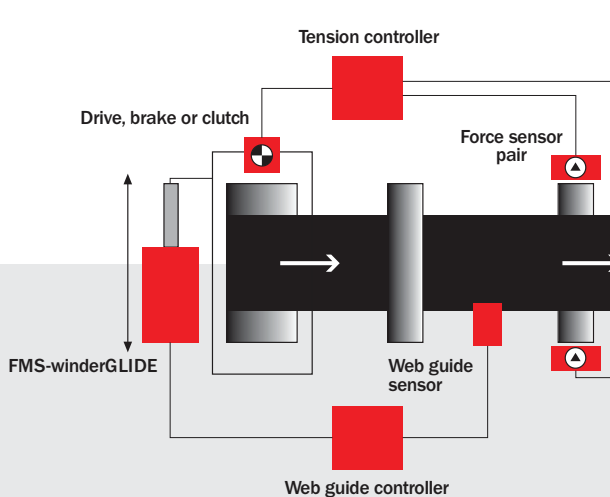
FMS: Three phases of process integration

Phase 1: Unwinding

FMS unwind control:

Through the pre-defined braking of the unwinder, tension is created in order to feed the material to the process under a controlled condition. FMS force sensors measure the material tension and transfer a signal to the FMS tension controller as a feedback value. The FMS tension controller compares the feedback value with the pre-set reference value and passes a resulting control output to a clutch, brake, or drive on the unwind.

Closed loop tension control



Web guiding

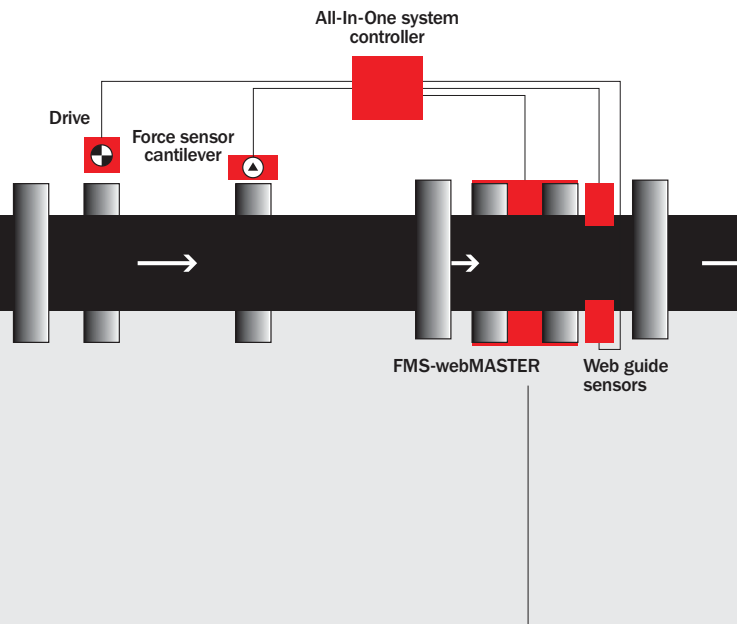
FMS unwind control:

Often, rolls of material with uneven edges have to be processed. In order for this initial condition not to have an effect on the processing quality, the roll must be appropriately positioned and adjusted. This is achieved with an FMS-winderGLIDE by moving the complete unwind stand to ensure accurate positioning of the material to be processed.

Phase 2: Intermediate processing

FMS intermediate drive control:

The material tension between two drives (printing stations, coating / drying, etc.) can also be controlled during the process. Controlling these tension zones ensures that the material will be fed to the downstream process at a constant web tension. Ideally, all intermediate drives will be individually controlled by FMS tension control systems.



FMS pre-process control:

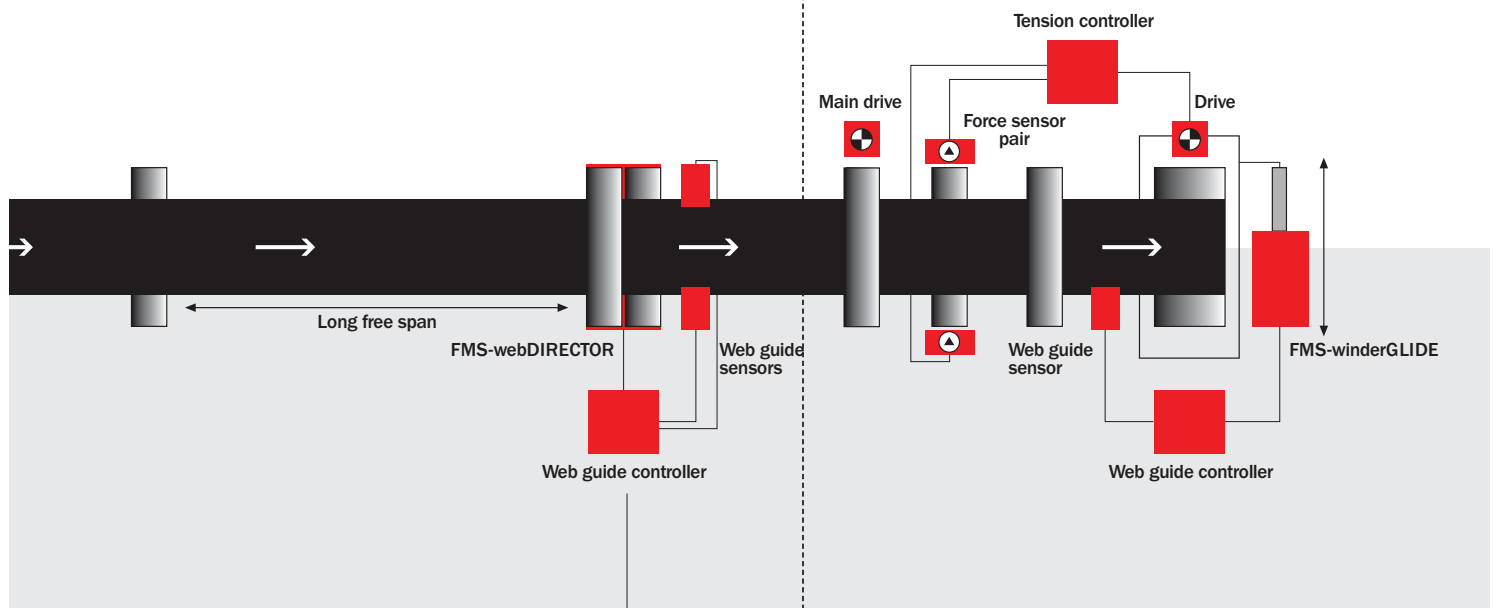
Prior to the process (printing stations, etc.), the exact positioning of the web is critical to the product's processed quality. To ensure position, an FMS-webMASTER is installed prior to the process. Using web guide sensors, the position of the web is detected and then precisely guided to the required reference position.

This diagram represents various configurations of FMS components in the unwind, intermediate drive and winding of typical textile processes. The diagram is divided to depict the components for web tension measurement and control (shown above web) and web guiding (shown below web).

Phase 3: Winding

FMS winding control:

Whether a finished product roll is to be sold, or created in an intermediate application before additional processing is required, a well wound roll is the result of high quality process control. With winders, the quality of the wound roll is a direct result of stable material tension during the winding process. In this example, the material tension is detected utilizing FMS force sensors, and an FMS tension controller calculates the output control value for the drive.



FMS post-process control:

After a long processing free span (drying sections, etc.), the web position must be brought back to its original location. Utilizing an FMS web-DIRECTOR, the material web will not only be brought back to the required location, but the position will be maintained.

FMS winding control:

Straight edge winding is necessary to avoid waste during further rolled material processing. To achieve aligned rolls, the winding base is appropriately positioned with an FMS-winderGLIDE, thus ensuring accurate winding of the processed material and the highest winding quality.

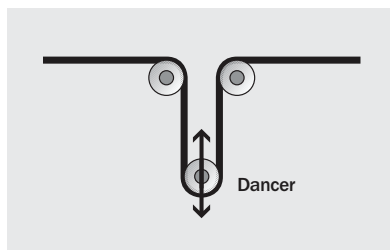
FMS: Managing the tension

Tension control determines the productivity and quality of the processing. The type of processing, the material, and factors such as temperature,

humidity and changing winding diameters lead to continuous variations of the tension in the processed material.

Tension control systems in comparison

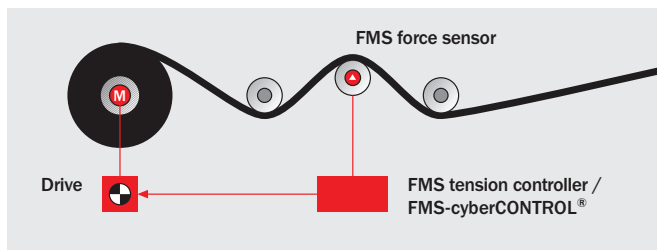
Mechanical control



Dancers: Dancer controllers are basic closed loop tension control systems.

- + provide material storage functions
- not adequate for quality monitoring (tension reference and tension feedback not related to real physical units)
- not adequate for high speed material processing (slow dynamic response)
- additional space required for dancers rollers

FMS direct closed loop tension control



FMS tension control system: Force sensors determine the exact material tension and send a signal proportional to the tension to the FMS controller. FMS tension controllers process the signals from the force sensors and send the required correction value to the drive, brake or clutch.

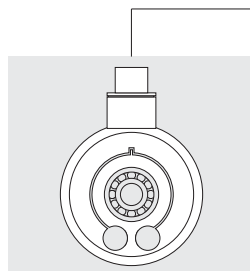
- + quality monitoring (all input and output values in real units)
- + high speed material processing possible (quick dynamic response)
- + processing of different materials on the fly (downloadable parameter settings)
- + integration into machine controls (FMS controllers are available with several different industrial bus-systems for easy integration)

FMS-cyberCONTROL® – The future: FMS has developed the first controller with automatic parameterisation and continuous adaptation of the optimal controller parameters. The FMS-cyberCONTROL® controller offers:








- + increased product quality (continuous adaptation of control parameters)
- + quick set-up time of only a few minutes (auto tuning function)
- + material waste reduction by providing constant and reproducible quality under varying conditions

Force sensors: FMS force sensors are simply the best available. They have been specially designed for strenuous industrial operating conditions.

- + stainless steel construction (no maintenance)
- + overload protection up to 20 times the nominal force of the sensor
- + accurate operation from 5 % to 100 % of the nominal force rating



FMS tension control ● Force sensors (load cells)






LMGZ	CZ 205	AMGZ	RMGZ	UMGZ	LMGZ.D	DMGZ
						

FMS force sensors are designed to meet widest variety of application requirements in the textile industry. Different sensors are available for measuring material tensions from **< 1N to over 100kN** in live and dead shaft, internal roller, pillow block, cantilever, nip pressure, and many other versions.

FMS force sensors offer **many different mounting arrangements** including single bolt, adjustable bracket, side frame, flange mount, and more. These different options are designed specifically for application flexibility.

FMS force sensors feature outstanding accuracy and the industry's **highest overload protection**. Built-in mechanical stops ensure that **frequent calibration is not required** and makes the sensors virtually indestructible.

FMS tension control ● Tension measuring amplifiers and controllers

EMGZ306A	ExMGZ 100/200 Atex	EMGZ 309	470 Series	600 Series
				

FMS's electronic units offer several different varieties of tension measuring amplifiers or closed loop tension controllers. There are both digital and analogue versions which are available in **DIN rail, rack, panel, and housed display** mounting arrangements. FMS also offers versions which are water proof and vibration resistant. In addition, all FMS electronic units are designed for **ease of installation and operation**.

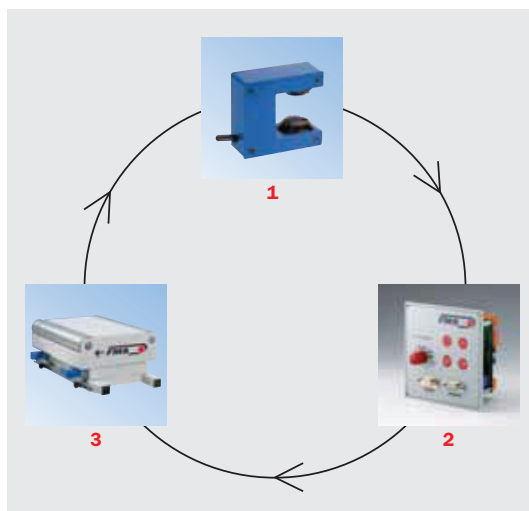
FMS's electronic units utilize state of the art hybrid technology, SMD circuit boards, and high end microprocessors for tension measurement and control. Each version is capable of providing **both 0...10V / $\pm 10V$ and 0...20mA / 4...20mA output signals** and offers **built-in signal filtering**.

FMS's electronic units also offer **several different integrated interfaces** including RS232, PROFIBUS[®], DeviceNet[™], CanOpen, etc. for both tension measuring amplifiers and tension controllers.

FMS: Following the right path

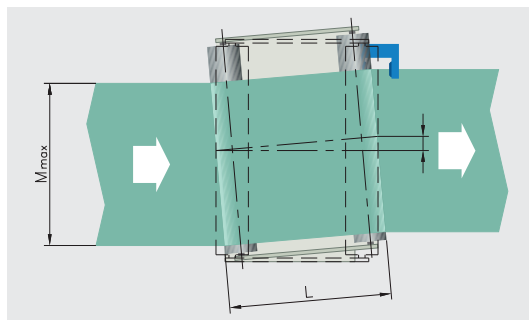
Web Guiding: Many processes require material webs whose positions are precisely guided. FMS web guides detect the position of the material with web guide sensors, calculate the deviation from the reference position, and maintain the material at

the required position with a steering frame actuator. FMS's wide range of web tension control and web guiding products offer many possible modular combinations to cover virtually all applications.



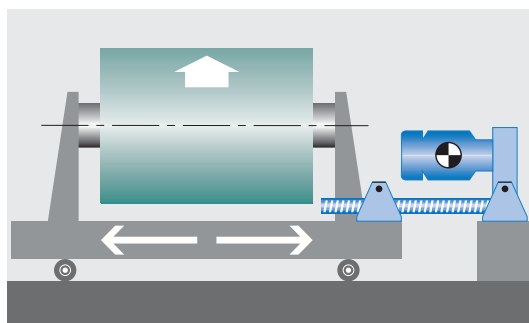
Closed loop control

- 1** The web guide sensor detects the position of the material web.
- 2** The web guide controller calculates the deviation from the reference position and drives the steering frame actuator accordingly.
- 3** The steering frame actuator maintains the position of the material web at the reference location, thereby laterally controlling the web material.



FMS-webMaster

The FMS web guide is mounted as close as possible to the location where the positional accuracy is required. With an FMS-webMaster, the length of the steering frame (L) should be the same as the maximum material width (M_{max}). For optimal control, the web guide sensor is mounted as close as possible to the outfeed of the steering frame. With an FMS-webDIRECTOR the guiding of the material will take place over a virtual turning point in the infeed run of the steering frame.



FMS-winderGLIDE

The actuators of the FMS-winderGLIDE series have been specifically developed for use in unwind and winding stations. Utilizing powerful drives ensures they are suitable for moving large rolls and stands. The web guide sensor is mounted as close as possible to the nearest idler roller. The electric drives of the FMS actuators offer superior operation when compared to hydraulic drives when processing foodstuff and pharmaceutical packages because there is no risk of contamination with e.g. oils or other hydraulic liquids.

FMS web guiding ● Steering frames

FMS-webMASTER



FMS-webMASTER



FMS-webDIRECTOR



FMS-winderGLIDE



FMS steering frames and actuators are **robustly designed** to perform even in the most demanding web guiding applications. They satisfy any guiding application including material unwind and winding, lateral positioning of unwind and winding stands, and pre or post process guiding.

FMS steering frame actuators are equipped with **lifetime lubricated ball screws** and either AC, servo, or stepper motors.

FMS steering frames and actuators are perfect for guiding **ultra-narrow to very large material webs**.

FMS web guiding ● Sensors

Ultrasonic edge sensors



Optical edge sensors



Optical line sensors



Manual and motorized sensor adjustment



FMS web guide sensors are available in different styles **to detect the position of any type of web material**. They are available in several sizes **to accommodate a wide range of correction requirements**.

FMS web guide sensors are offered with a basic manual adjustment or an automatic motorized traversing adjustment driven by the web guide controller.

FMS web guiding ● Web guide controllers

600 Series



309 Series



110 Series



FMS web guide controllers are offered in several styles including **single and multi-channel** versions for controlling multiple web guides. They are specifically designed for the industry's increasing control requirements, faster machine speeds, and demand for **ease of installation and operation**.

FMS web guide controllers utilize high end microprocessors and provide **high flexibility** to control AC, or stepper motors as well as hydraulic valves.

FMS web guide controllers are offered with **several different integrated interfaces** including RS 232, PROFIBUS®, DeviceNet™, CanOpen, etc.

World Headquarters:
FMS Force Measuring Systems AG
Aspstrasse 6
8154 Oberglatt (Switzerland)
Phone +41 44 852 80 80
Fax +41 44 850 60 06
info@fms-technology.com



FMS USA, Inc.
2155 Stonington Avenue
Suite 119
Hoffman Estates, IL 60169
Phone +1 847 519 4400
Fax +1 847 519 4401
fmsusa@fms-technology.com

FMS UK
Highfield, Atch Lench Road
Church Lench
Evesham WR11 4UG
Phone +44 1386 871023
Fax +44 1386 871021
fmsuk@fms-technology.com

FMS Italy
Via Baranzate 67
20026 Novate Milanese
Phone +39 02 39487035
Fax +39 02 39487035
fmsit@fms-technology.com

www.fms-technology.com

02.10.01.005/4.e